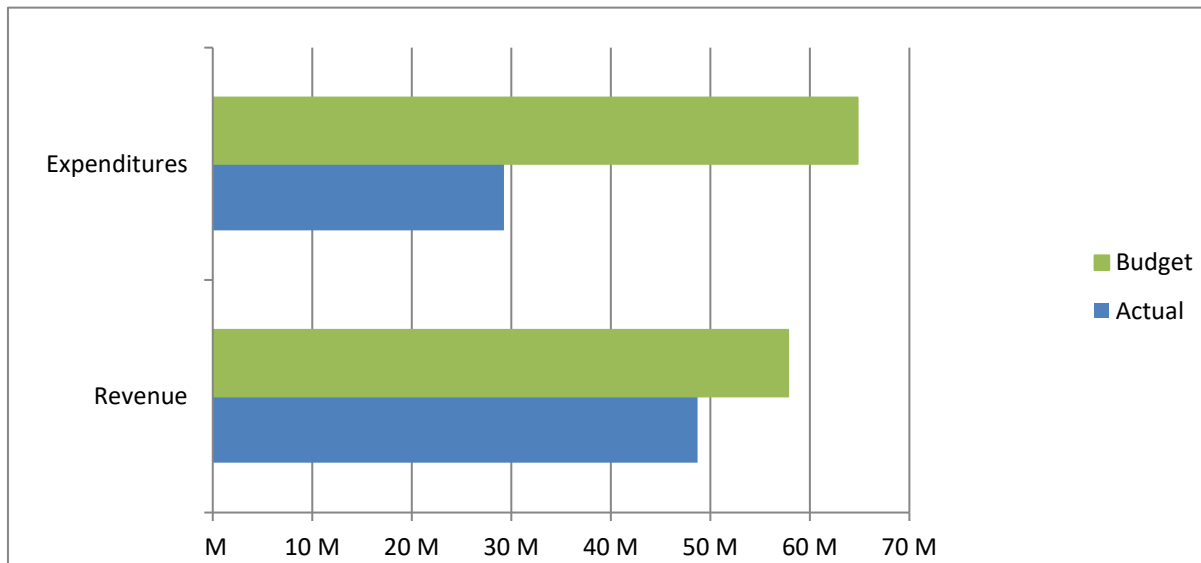


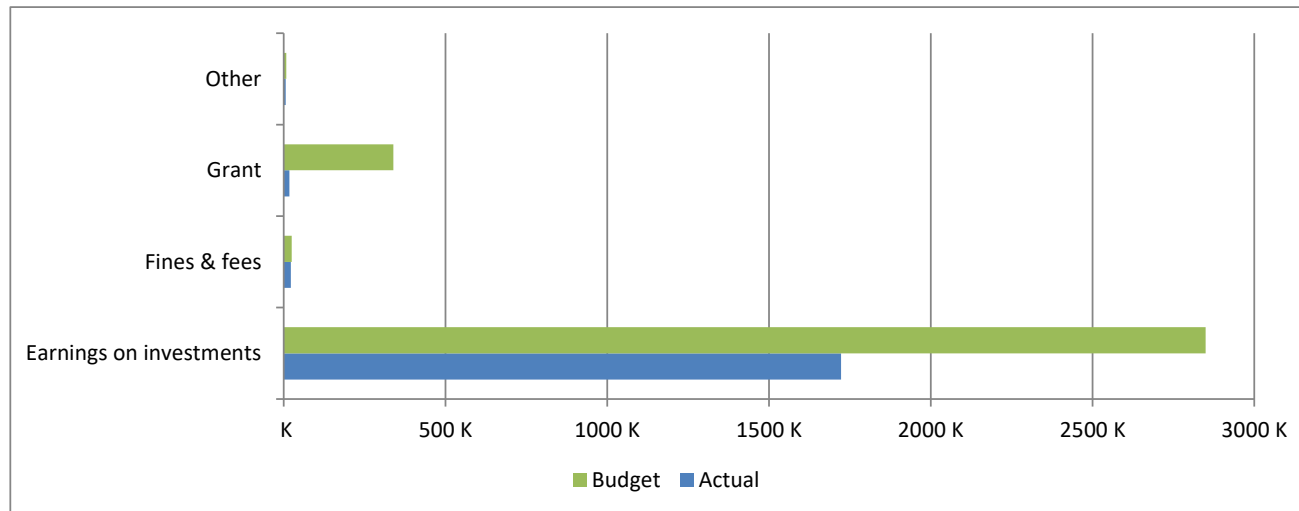
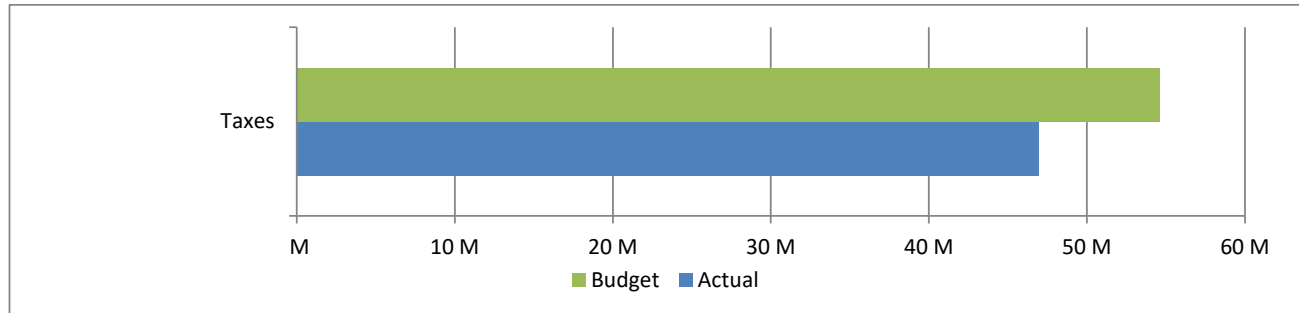
High Plains Library District
Net Income (Loss) Actual vs Budget
For the Period Ended May 31, 2026
41.7% of budget year elapsed

Income (Loss)	Year To Date Actual	Annual Budget	Variance	% of Actual to Annual Budget
Revenue	48,714,520	57,812,027	(9,097,507)	84.26%
Expenditures	29,271,310	64,796,719	35,525,409	45.17%
Total	19,443,210	(6,984,692)	26,427,902	

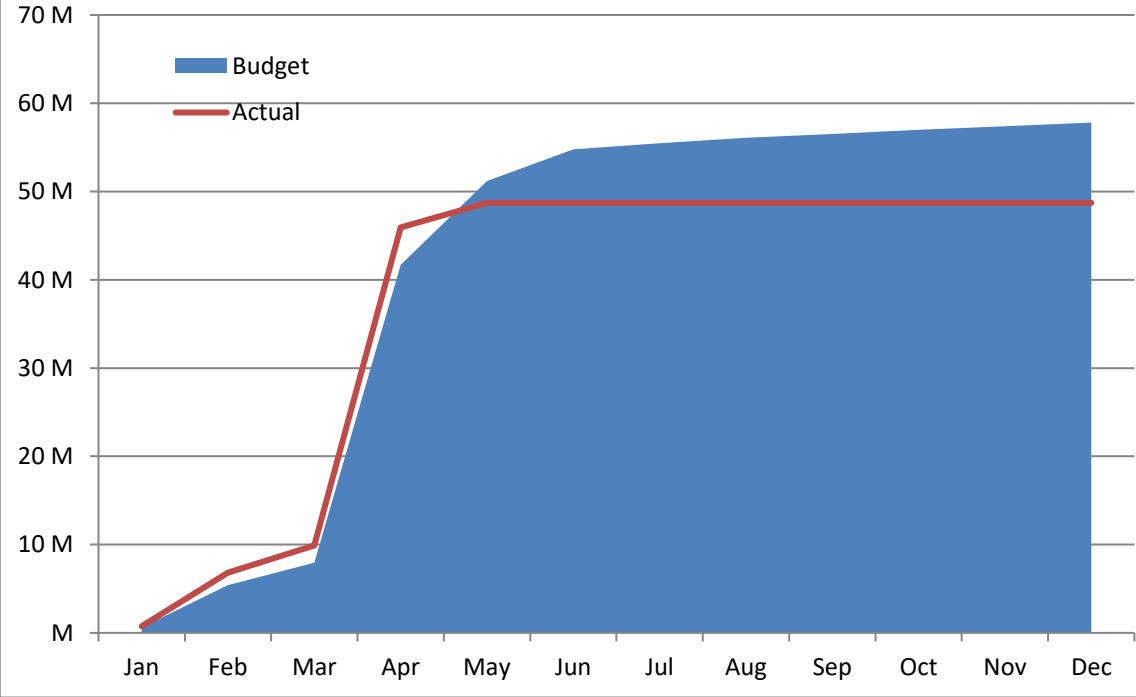


High Plains Library District
Net Income (Loss) Actual vs Budget
For the Period Ended May 31, 2026
41.7% of budget year elapsed

Revenues	Year To Date Actual	Annual Budget	Variance	% of Actual to Annual Budget
Taxes	46,945,224	54,590,374	(7,645,150)	86.00%
Earnings on investments	1,723,085	2,850,000	(1,126,915)	60.46%
Fines & fees	22,181	25,000	(2,819)	88.72%
Grant	18,099	338,653	(320,554)	5.34%
Other	5,931	8,000	(2,069)	74.14%
Total	48,714,520	57,812,027	(9,097,507)	84.26%



Accumulated Revenues



High Plains Library District
Net Income (Loss) Actual vs Budget
For the Period Ended May 31, 2026
41.7% of budget year elapsed

Expenditures	Year To Date Actual	Annual Budget	Variance	% of Actual to Annual Budget
S & W / Benefits	7,280,726	21,907,257	14,626,531	33.23%
Operations	4,681,243	12,609,678	7,928,435	37.12%
Capital outlay	6,476,541	17,820,900	11,344,359	36.34%
Debt service	-	-	-	
Member tax distribution	10,832,800	12,458,884	1,626,084	86.95%
Total	29,271,310	64,796,719	35,525,409	45.17%

