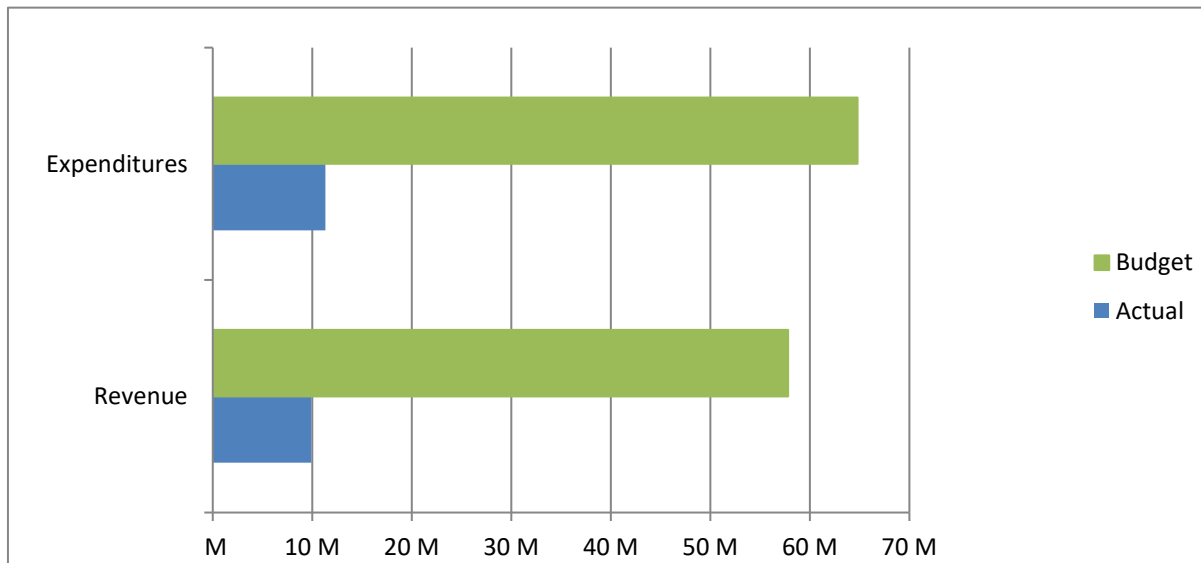


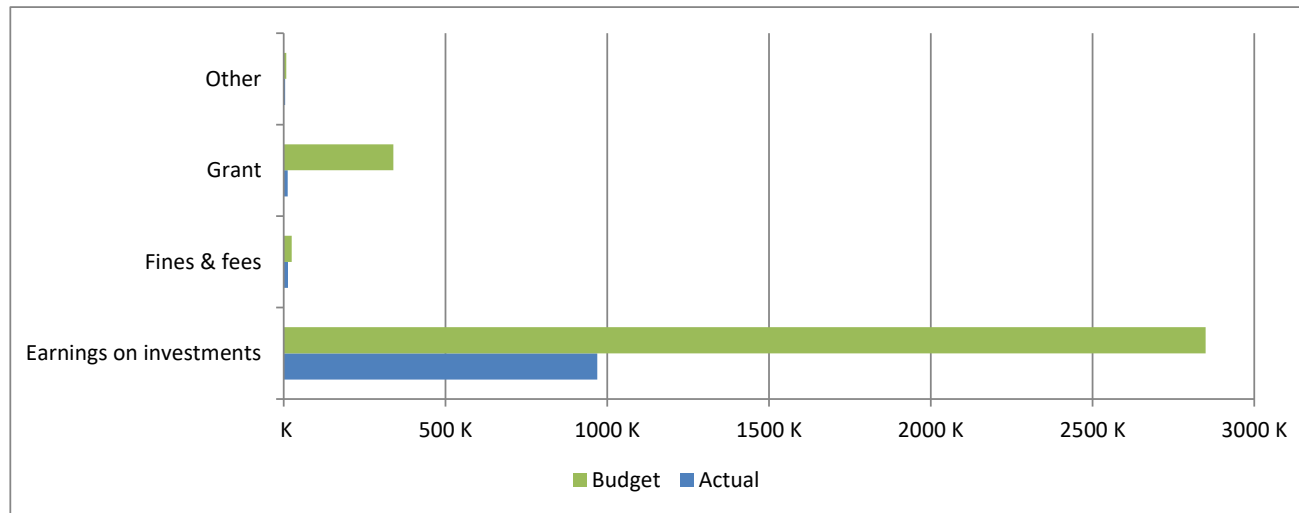
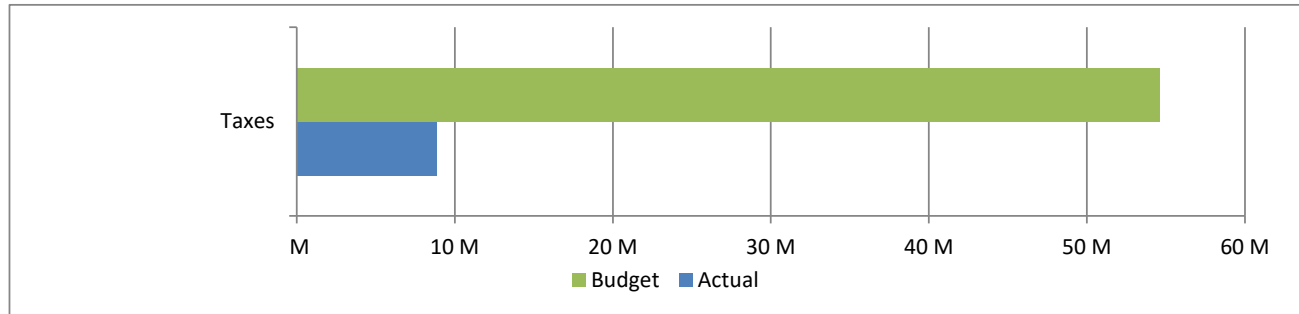
**High Plains Library District**  
**Net Income (Loss) Actual vs Budget**  
**For the Period Ended March 31, 2026**  
**25.0% of budget year elapsed**

Income (Loss)	Year To Date Actual	Annual Budget	Variance	% of Actual to Annual Budget
Revenue	9,893,869	57,812,027	(47,918,158)	17.11%
Expenditures	11,314,661	64,796,719	53,482,058	17.46%
Total	(1,420,792)	(6,984,692)	5,563,900	

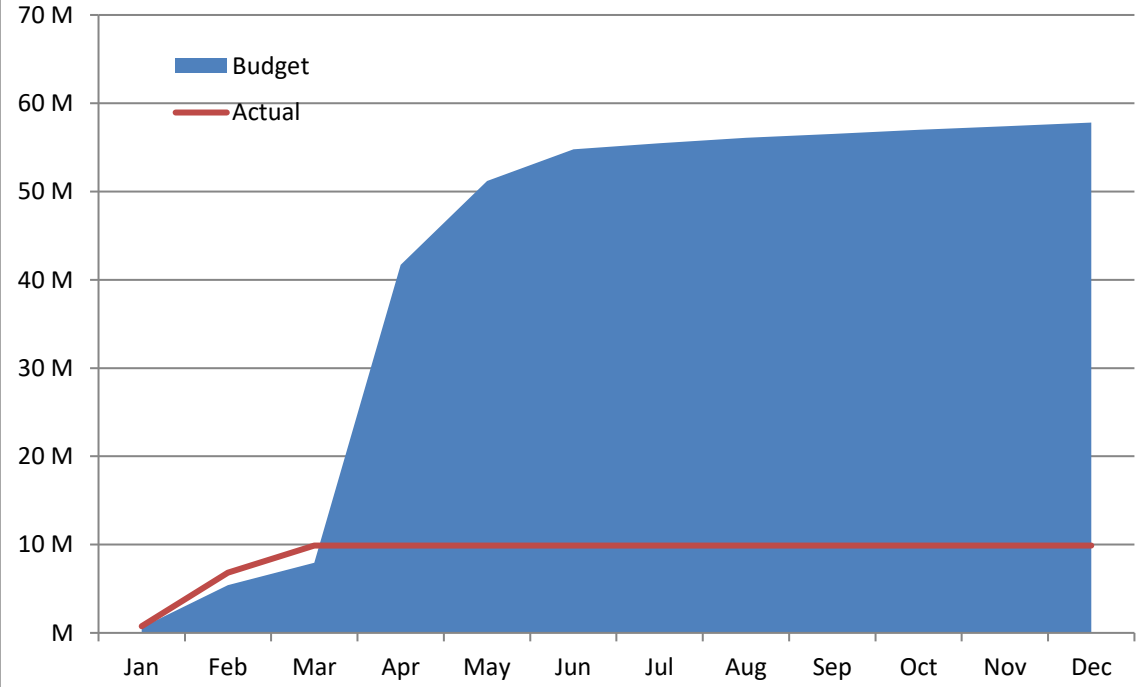


**High Plains Library District**  
**Net Income (Loss) Actual vs Budget**  
**For the Period Ended March 31, 2026**  
**25.0% of budget year elapsed**

Revenues	Year To Date Actual	Annual Budget	Variance	% of Actual to Annual Budget
Taxes	8,894,689	54,590,374	(45,695,685)	16.29%
Earnings on investments	969,054	2,850,000	(1,880,946)	34.00%
Fines & fees	13,576	25,000	(11,424)	54.30%
Grant	12,259	338,653	(326,394)	3.62%
Other	4,291	8,000	(3,709)	53.64%
<b>Total</b>	<b>9,893,869</b>	<b>57,812,027</b>	<b>(47,918,158)</b>	<b>17.11%</b>



# Accumulated Revenues



**High Plains Library District**  
**Net Income (Loss) Actual vs Budget**  
**For the Period Ended March 31, 2026**  
**25.0% of budget year elapsed**

Expenditures	Year To Date Actual	Annual Budget	Variance	% of Actual to Annual Budget
S & W / Benefits	3,919,215	21,907,257	17,988,042	17.89%
Operations	2,827,295	12,609,678	9,782,383	22.42%
Capital outlay	2,614,391	17,820,900	15,206,509	14.67%
Debt service	-	-	-	
Member tax distribution	1,953,760	12,458,884	10,505,124	15.68%
<b>Total</b>	<b>11,314,661</b>	<b>64,796,719</b>	<b>53,482,058</b>	<b>17.46%</b>

