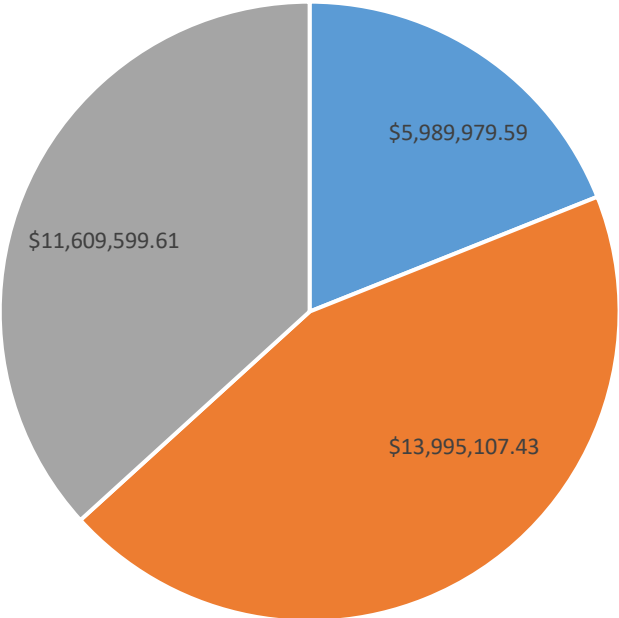


High Plains Library District
Investment maturities
Per February 2026 Public Trust Advisors Account Statement, ColoTrust statement, and CSIP statement

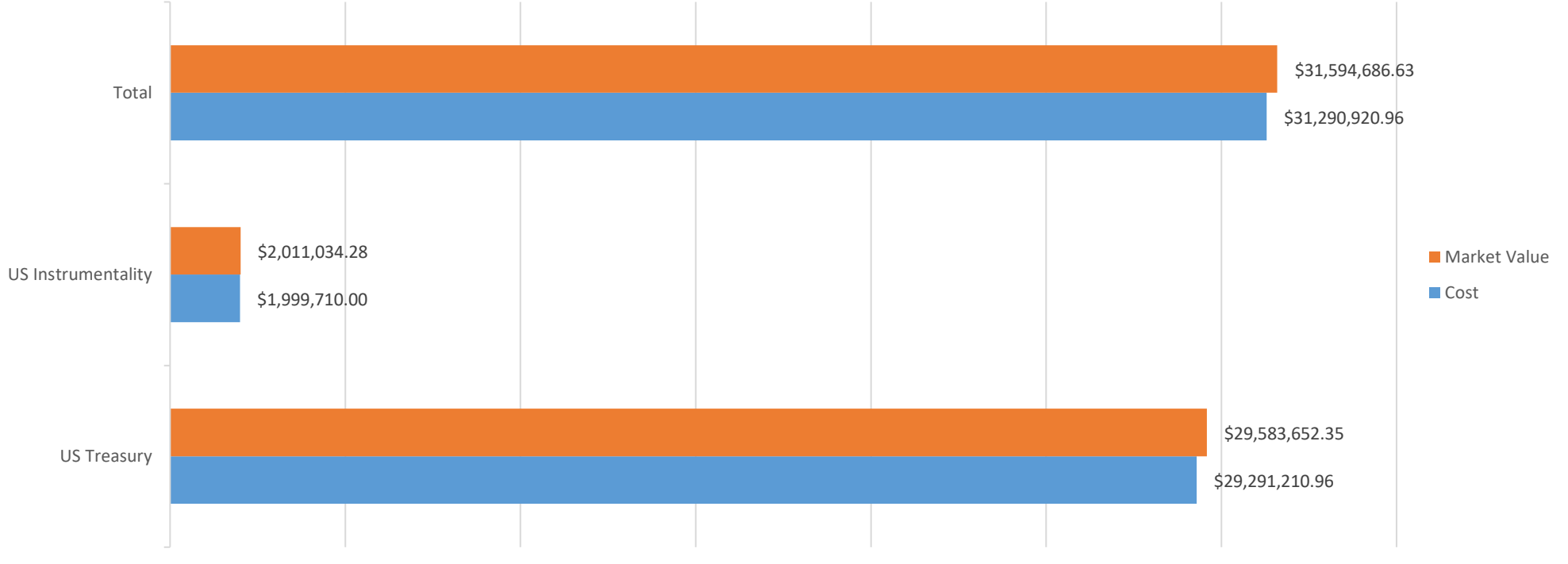
	CUSIP	Maturity Date	Yield	Units	Cost	Market Value	Unrealized Gain (Loss)	Accrued	Market Value plus Accrued	
US Treasury	9128286L9	3/31/2026	2.25	500,000.00	\$ 487,031.25	\$ 499,482.42	12,451.17	\$ 4,697.80	504,180.22	UST
US Treasury	91282CKY6	6/30/2026	4.625	500,000.00	\$ 504,238.28	\$ 501,601.56	(2,636.72)	\$ 3,832.87	505,434.44	UST
US Treasury	91282CLB5	7/31/2026	4.375	500,000.00	\$ 500,683.59	\$ 501,523.44	839.85	\$ 1,752.42	503,275.85	UST
US Treasury	91282CCW9	8/31/2026	0.75	500,000.00	\$ 472,851.56	\$ 492,949.22	20,097.66	\$ 1,885.19	494,834.41	UST
US Treasury	91282CLP4	9/30/2026	3.5	500,000.00	\$ 494,238.28	\$ 499,619.14	5,380.86	\$ 7,307.69	506,926.83	UST
US Treasury	91282CLS8	10/31/2026	4.125	500,000.00	\$ 498,476.56	\$ 501,601.56	3,125.00	\$ 6,893.99	508,495.55	UST
US Treasury	91282CDK4	11/30/2026	1.25	500,000.00	\$ 473,085.94	\$ 491,484.38	18,398.44	\$ 1,562.50	493,046.88	UST
FHLB	3130ATVE4	12/11/2026	4.5	1,000,000.00	\$ 1,003,140.00	\$ 1,006,565.46	3,425.46	\$ 10,000.00	1,016,565.46	USI
Federal Farm Cre	3133ERK42	12/16/2026	4.125	1,000,000.00	\$ 996,570.00	\$ 1,004,468.82	7,898.82	\$ 8,593.75	1,013,062.57	USI
US Treasury	91282CDQ1	12/31/2026	1.25	500,000.00	\$ 471,835.94	\$ 490,683.59	18,847.65	\$ 1,035.91	491,719.51	UST
		2026		<u>\$ 6,000,000.00</u>	<u>\$ 5,902,151.40</u>	<u>\$ 5,989,979.59</u>	<u>\$ 87,828.19</u>	<u>\$ 47,562.13</u>	<u>\$ 6,037,541.72</u>	
US Treasury	912828Z78	1/31/2027	1.5	500,000.00	\$ 473,046.88	\$ 490,869.14	17,822.26	\$ 600.83	491,469.97	UST
US Treasury	91282CEF4	3/31/2027	2.5	500,000.00	\$ 483,066.41	\$ 494,755.86	11,689.45	\$ 5,219.78	499,975.64	UST
US Treasury	91282CEN7	4/30/2027	2.75	1,000,000.00	\$ 967,421.88	\$ 991,738.28	24,316.40	\$ 9,191.99	1,000,930.27	UST
US Treasury	91282CET4	5/31/2027	2.625	500,000.00	\$ 480,976.56	\$ 494,804.69	13,828.13	\$ 3,281.25	498,085.94	UST
US Treasury	91282CEW7	6/30/2027	3.25	2,500,000.00	\$ 2,476,699.22	\$ 2,493,505.86	16,806.64	\$ 13,466.85	2,506,972.71	UST
US Treasury	91282CFB2	7/31/2027	2.75	500,000.00	\$ 481,250.00	\$ 495,253.91	14,003.91	\$ 1,101.52	496,355.43	UST
US Treasury	91282CFH9	8/31/2027	3.125	2,500,000.00	\$ 2,466,972.66	\$ 2,488,916.02	21,943.36	\$ 39,274.80	2,528,190.82	UST
US Treasury	91282CLL3	9/15/2027	3.375	1,000,000.00	\$ 990,585.94	\$ 999,179.69	8,593.75	\$ 15,569.75	1,014,749.44	UST
US Treasury	91282CFM8	9/30/2027	4.125	500,000.00	\$ 502,226.56	\$ 505,361.33	3,134.77	\$ 8,612.64	513,973.97	UST
US Treasury	91282CFU0	10/31/2027	4.125	1,500,000.00	\$ 1,508,300.78	\$ 1,516,962.89	8,662.11	\$ 20,681.98	1,537,644.87	UST
US Treasury	91282CFZ9	11/30/2027	3.875	2,500,000.00	\$ 2,508,964.84	\$ 2,519,580.08	10,615.24	\$ 24,218.75	2,543,798.83	UST
US Treasury	91282CGC9	12/31/2027	3.875	500,000.00	\$ 493,398.44	\$ 504,179.69	\$ 10,781.25	\$ 3,211.33	507,391.01	UST
		2027		<u>\$ 14,000,000.00</u>	<u>\$ 13,832,910.17</u>	<u>\$ 13,995,107.43</u>	<u>\$ 162,197.26</u>	<u>\$ 144,431.46</u>	<u>\$ 14,139,538.89</u>	
US Treasury	91282CMF5	1/15/2028	4.25	\$ 2,500,000.00	\$ 2,520,312.50	\$ 2,538,232.42	17,919.92	\$ 13,207.87	2,551,440.29	UST
US Treasury	91282CMN8	2/15/2028	4.25	\$ 1,000,000.00	\$ 1,011,835.94	\$ 1,016,191.41	4,355.47	\$ 1,643.65	1,017,835.05	UST
US Treasury	91282CGT2	3/31/2028	3.625	\$ 2,500,000.00	\$ 2,497,812.51	\$ 2,511,816.41	14,003.90	\$ 37,843.41	2,549,659.82	UST
US Treasury	91282CNH0	6/15/2028	3.875	\$ 2,500,000.00	\$ 2,521,093.75	\$ 2,527,343.75	\$ 6,250.00	\$ 20,226.65	2,547,570.40	UST
US Treasury	91282CNU1	8/15/2028	3.625	\$ 2,500,000.00	\$ 2,505,078.13	\$ 2,514,550.78	\$ 9,472.65	\$ 3,504.83	2,518,055.62	UST
US Treasury	91282CPK1	11/15/2028	3.5	\$ 500,000.00	\$ 499,726.56	\$ 501,464.84	\$ 1,738.28	\$ 5,124.31	506,589.15	UST
		2028		<u>11,500,000.00</u>	<u>11,555,859.39</u>	<u>\$ 11,609,599.61</u>	<u>53,740.22</u>	<u>81,550.72</u>	<u>11,691,150.33</u>	
Total Portfolio				<u>31,500,000.00</u>	<u>31,290,920.96</u>	<u>31,594,686.63</u>	<u>303,765.67</u>	<u>273,544.31</u>	<u>31,868,230.94</u>	
ColoTrust Plus+			3.7909%	74,618,502.48	\$ 74,618,502.48	\$ 74,618,502.48			\$ 74,618,502.48	
CSIP			3.7800%	12,122,695.20	\$ 12,122,695.20	\$ 12,122,695.20			\$ 12,122,695.20	
				<u>118,241,197.68</u>	<u>118,032,118.64</u>	<u>118,335,884.31</u>	<u>303,765.67</u>	<u>273,544.31</u>	<u>118,609,428.62</u>	
US Treasury				29,500,000.00	\$ 29,291,210.96	\$ 29,583,652.35	292,441.39	254,950.56	\$ 29,838,602.91	UST
US Instrumentality				2,000,000.00	\$ 1,999,710.00	\$ 2,011,034.28	11,324.28	18,593.75	\$ 2,029,628.03	USI
Corporate Bonds				-	\$ -	\$ -	-	-	\$ -	CB
Total				<u>31,500,000.00</u>	<u>\$ 31,290,920.96</u>	<u>\$ 31,594,686.63</u>	<u>303,765.67</u>	<u>273,544.31</u>	<u>31,868,230.94</u>	
Total UMB Safekeeping				<u>\$ 31,500,000.00</u>	<u>\$ 31,290,920.96</u>	<u>\$ 31,594,686.63</u>	<u>\$ 303,765.67</u>	<u>\$ 273,544.31</u>	<u>\$ 31,868,230.94</u>	

Investment Maturities

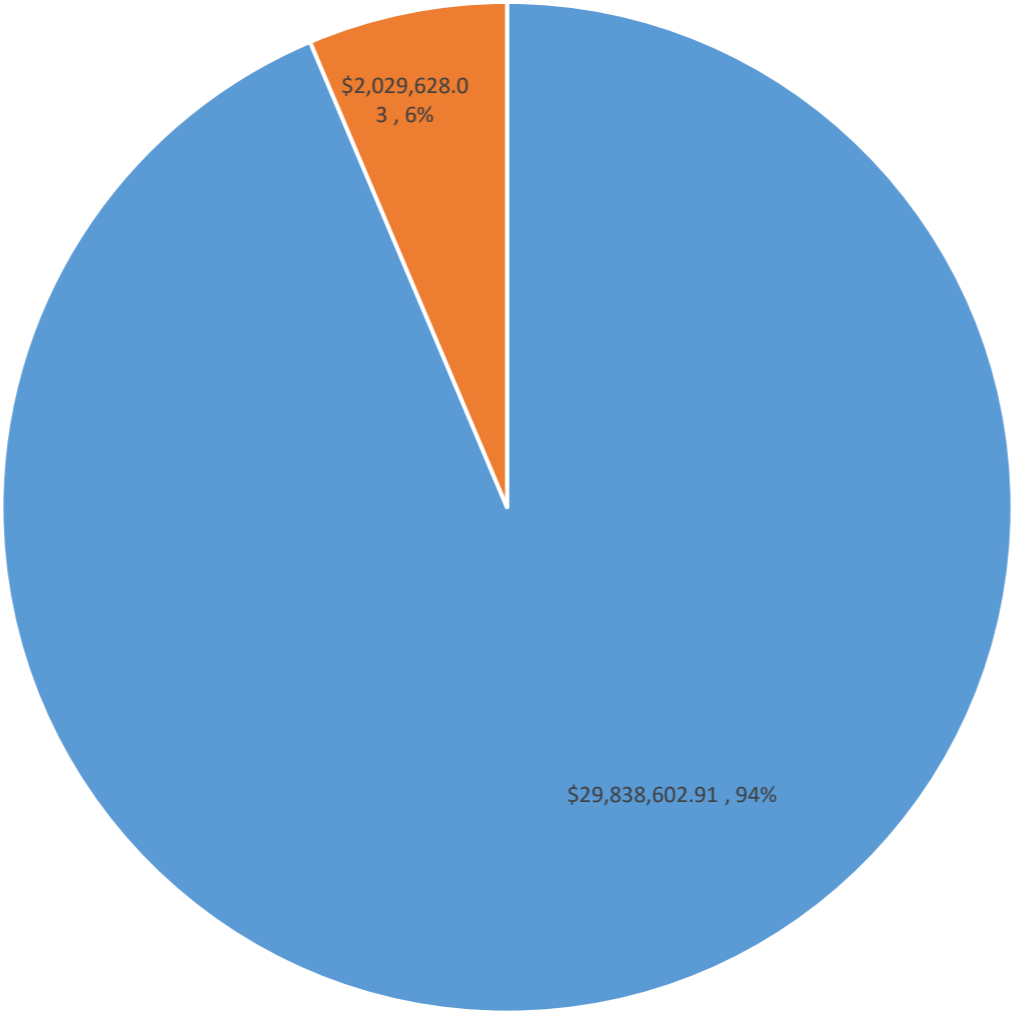


■ 2026 ■ 2027 ■ 2028

High Plains Library District
Investment
Cost and Market Value



Investment Categories



- US Treasury
- US Instrumentality