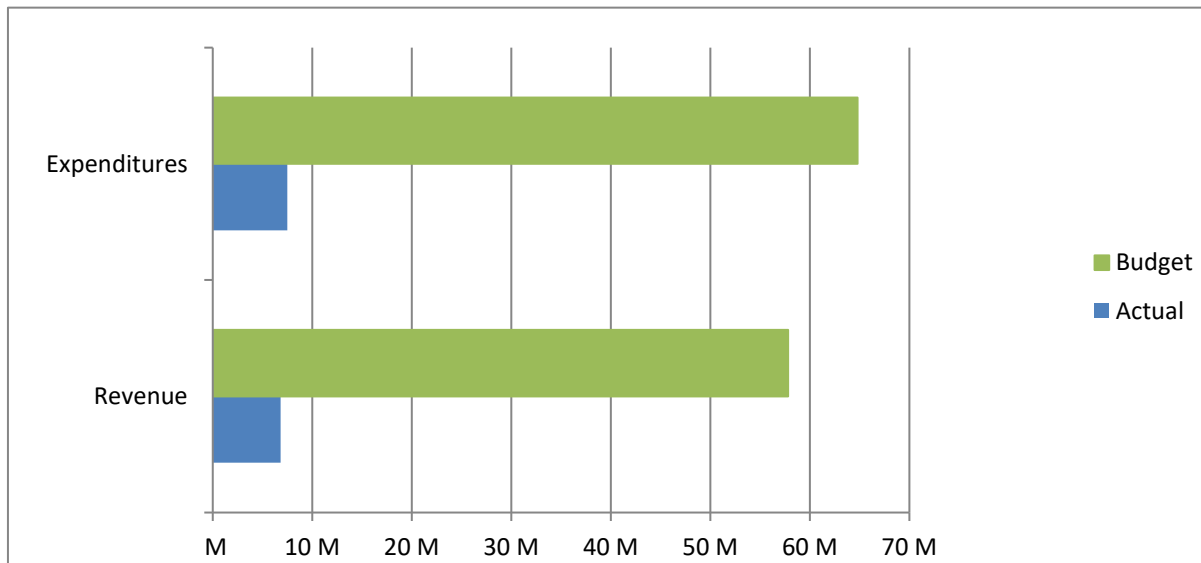


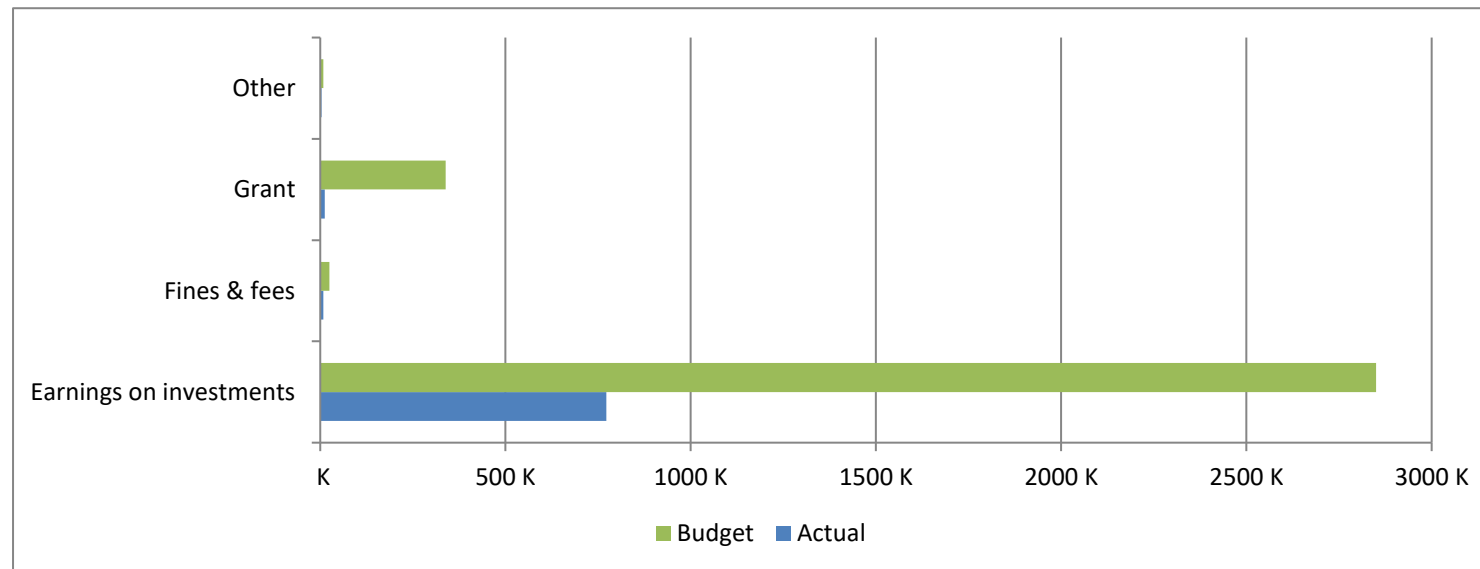
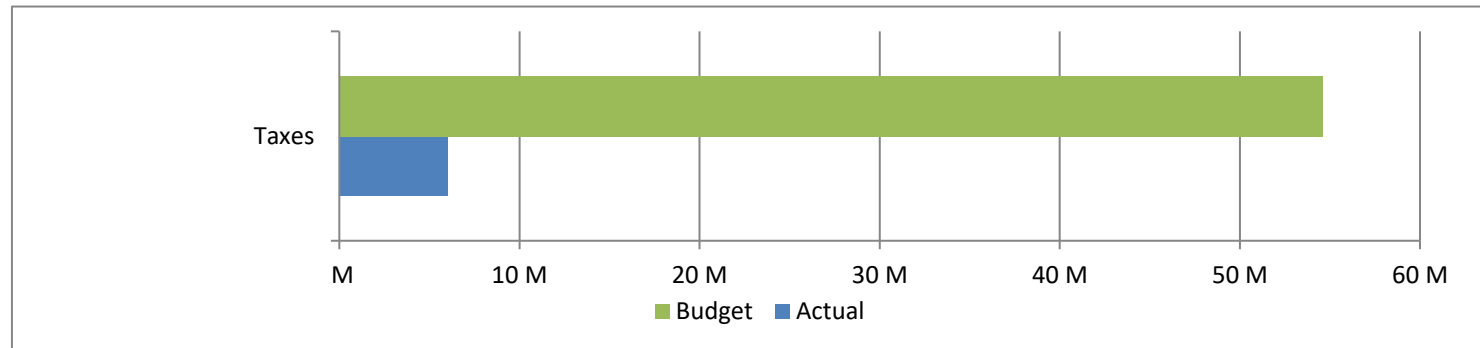
High Plains Library District
Net Income (Loss) Actual vs Budget
For the Period Ended February 28, 2026
16.7% of budget year elapsed

Income (Loss)	Year To Date Actual	Annual Budget	Variance	% of Actual to Annual Budget
Revenue	6,823,700	57,812,027	(50,988,327)	11.80%
Expenditures	7,488,406	64,796,719	57,308,313	11.56%
Total	(664,706)	(6,984,692)	6,319,986	

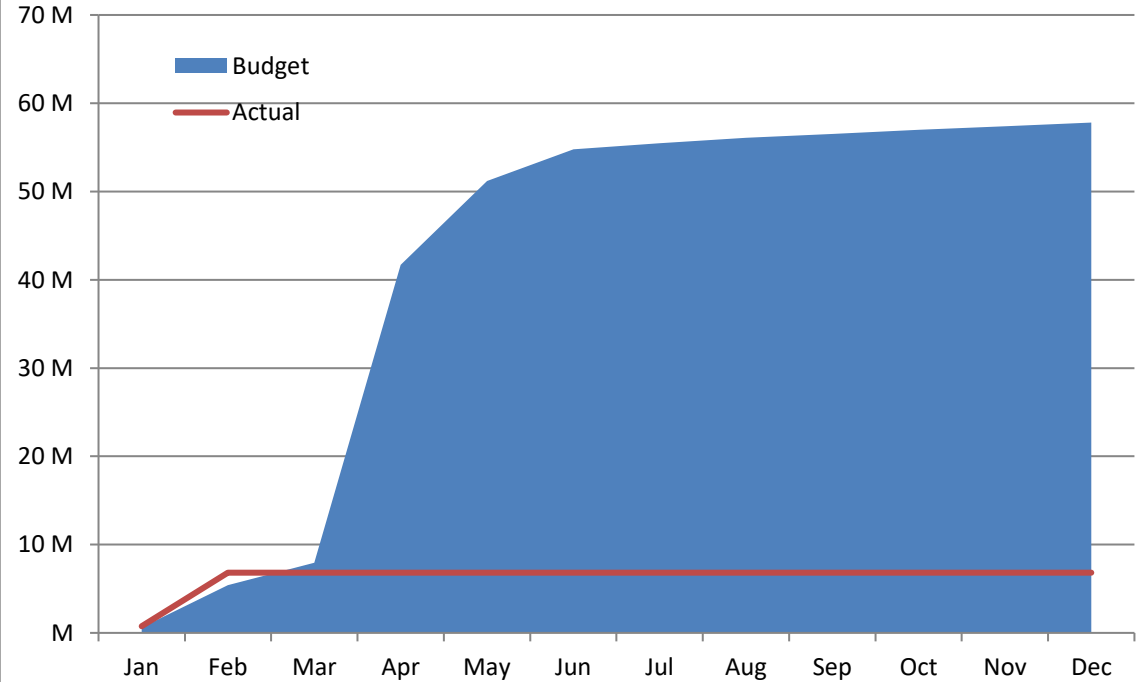


High Plains Library District
Net Income (Loss) Actual vs Budget
For the Period Ended February 28, 2026
16.7% of budget year elapsed

Revenues	Year To Date Actual	Annual Budget	Variance	% of Actual to Annual Budget
Taxes	6,027,268	54,590,374	(48,563,106)	11.04%
Earnings on investments	772,499	2,850,000	(2,077,501)	27.11%
Fines & fees	8,430	25,000	(16,570)	33.72%
Grant	12,259	338,653	(326,394)	3.62%
Other	3,244	8,000	(4,756)	40.55%
Total	6,823,700	57,812,027	(50,988,327)	11.80%



Accumulated Revenues



High Plains Library District
Net Income (Loss) Actual vs Budget
For the Period Ended February 28, 2026
16.7% of budget year elapsed

Expenditures	Year To Date Actual	Annual Budget	Variance	% of Actual to Annual Budget
S & W / Benefits	2,580,399	21,907,257	19,326,858	11.78%
Operations	1,900,084	12,609,678	10,709,594	15.07%
Capital outlay	1,706,265	17,820,900	16,114,635	9.57%
Debt service	-	-	-	
Member tax distribution	1,301,658	12,458,884	11,157,226	10.45%
Total	7,488,406	64,796,719	57,308,313	11.56%

