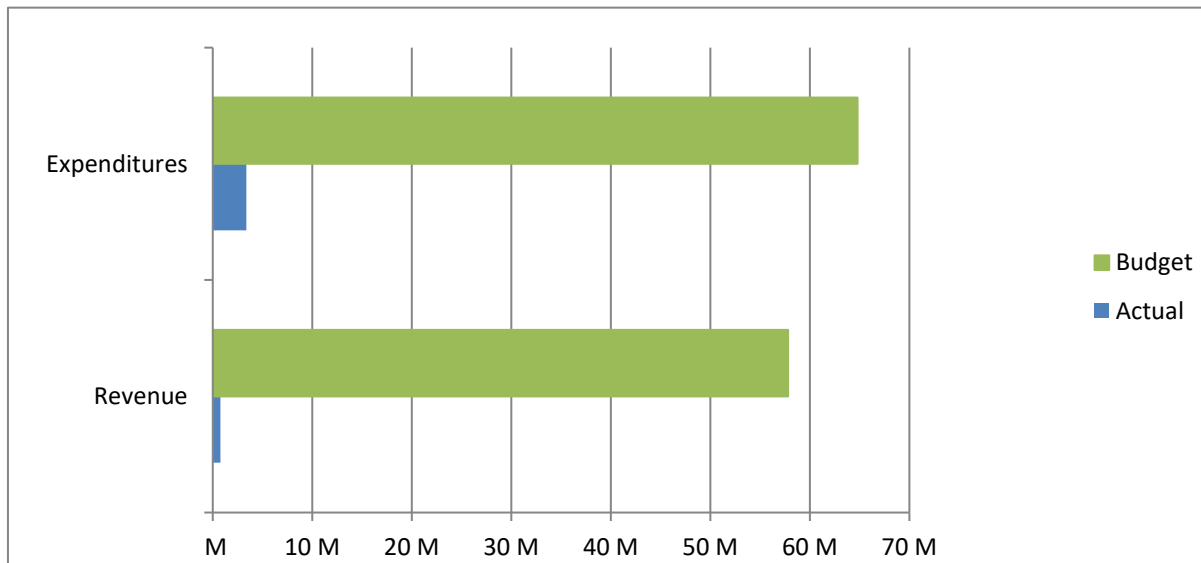


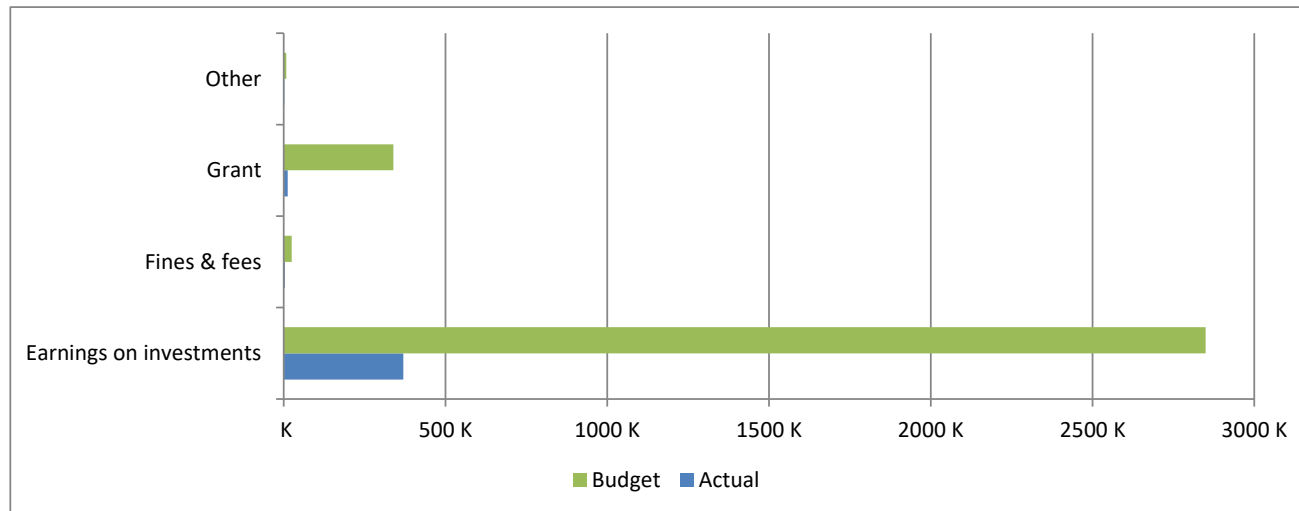
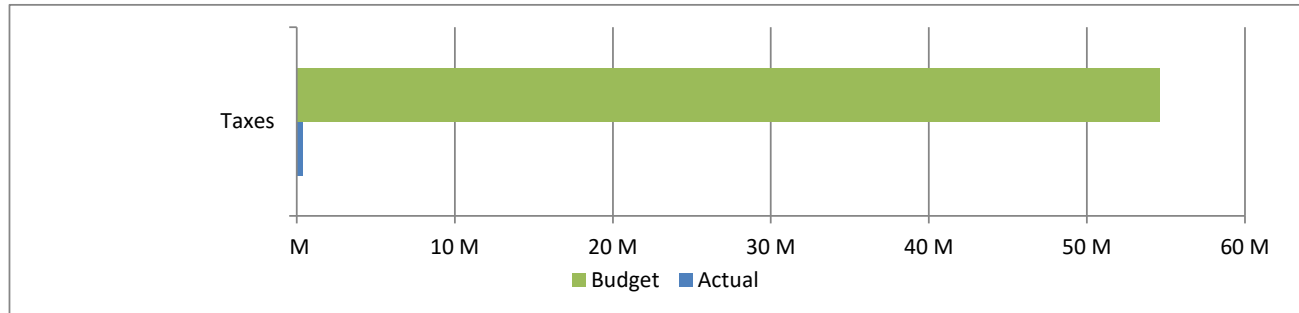
High Plains Library District
Net Income (Loss) Actual vs Budget
For the Period Ended January 31, 2026
8.3% of budget year elapsed

Income (Loss)	Year To Date Actual	Annual Budget	Variance	% of Actual to Annual Budget
Revenue	756,324	57,812,027	(57,055,703)	1.31%
Expenditures	3,382,346	64,796,719	61,414,373	5.22%
Total	<u>(2,626,022)</u>	<u>(6,984,692)</u>	<u>4,358,670</u>	

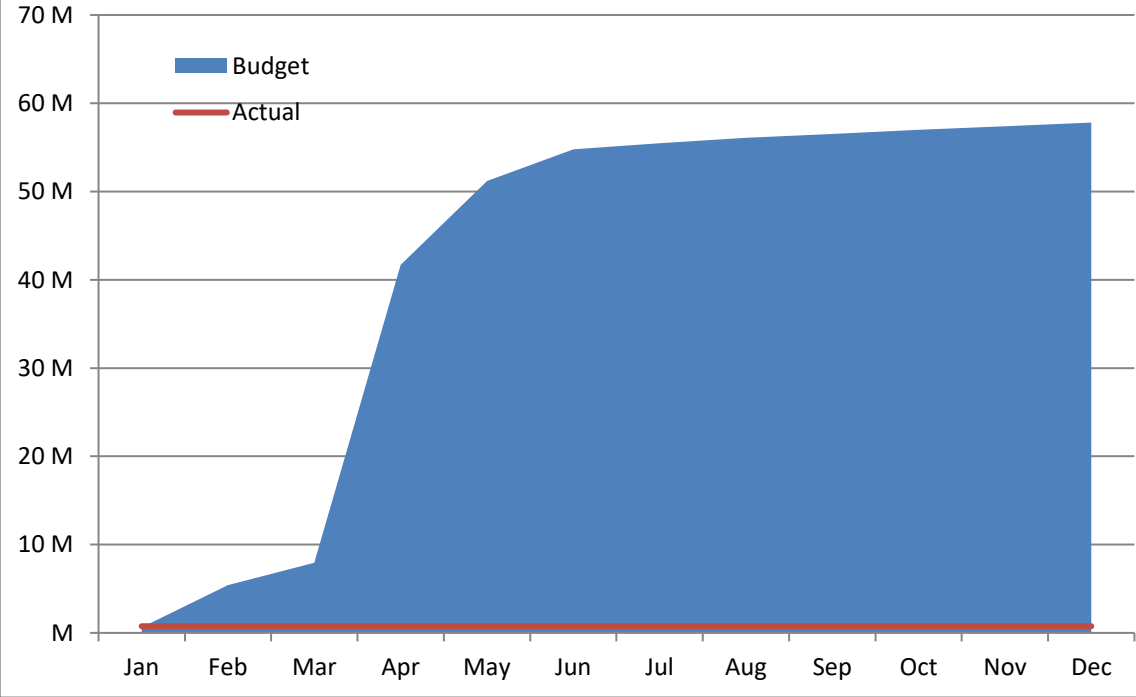


High Plains Library District
Net Income (Loss) Actual vs Budget
For the Period Ended January 31, 2026
8.3% of budget year elapsed

Revenues	Year To Date Actual	Annual Budget	Variance	% of Actual to Annual Budget
Taxes	369,063	54,590,374	(54,221,311)	0.68%
Earnings on investments	369,567	2,850,000	(2,480,433)	12.97%
Fines & fees	3,901	25,000	(21,099)	15.60%
Grant	12,259	338,653	(326,394)	3.62%
Other	1,534	8,000	(6,466)	19.18%
Total	756,324	57,812,027	(57,055,703)	1.31%



Accumulated Revenues



High Plains Library District
Net Income (Loss) Actual vs Budget
For the Period Ended January 31, 2026
8.3% of budget year elapsed

Expenditures	Year To Date Actual	Annual Budget	Variance	% of Actual to Annual Budget
S & W / Benefits	1,241,359	21,907,257	20,665,898	5.67%
Operations	1,146,297	12,609,678	11,463,381	9.09%
Capital outlay	955,653	17,820,900	16,865,247	5.36%
Debt service	-	-	-	
Member tax distribution	39,037	12,458,884	12,419,847	0.31%
Total	3,382,346	64,796,719	61,414,373	5.22%

