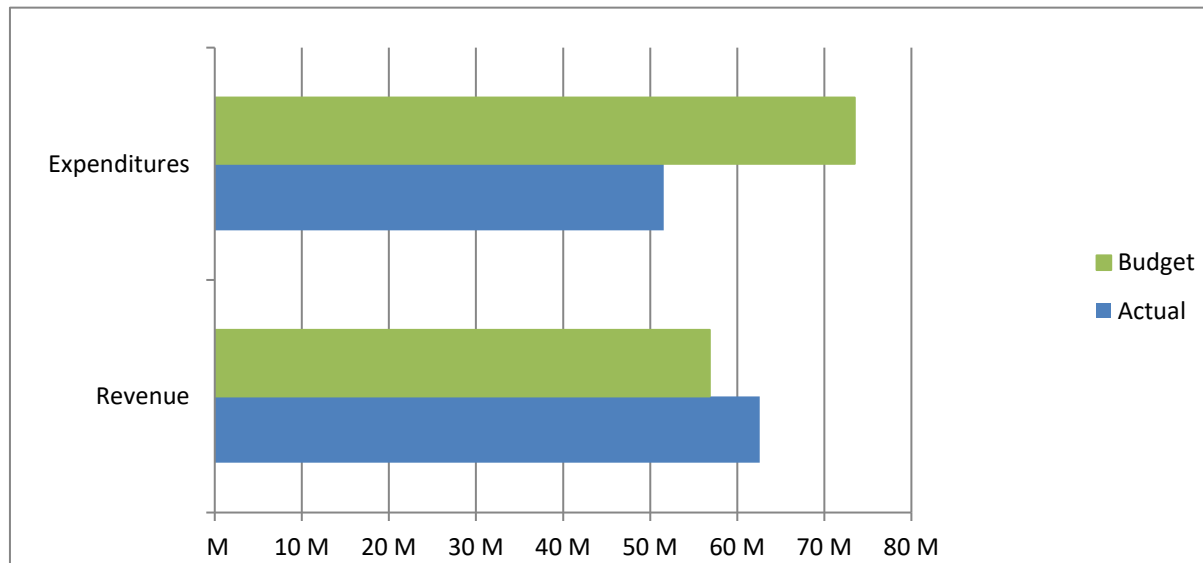


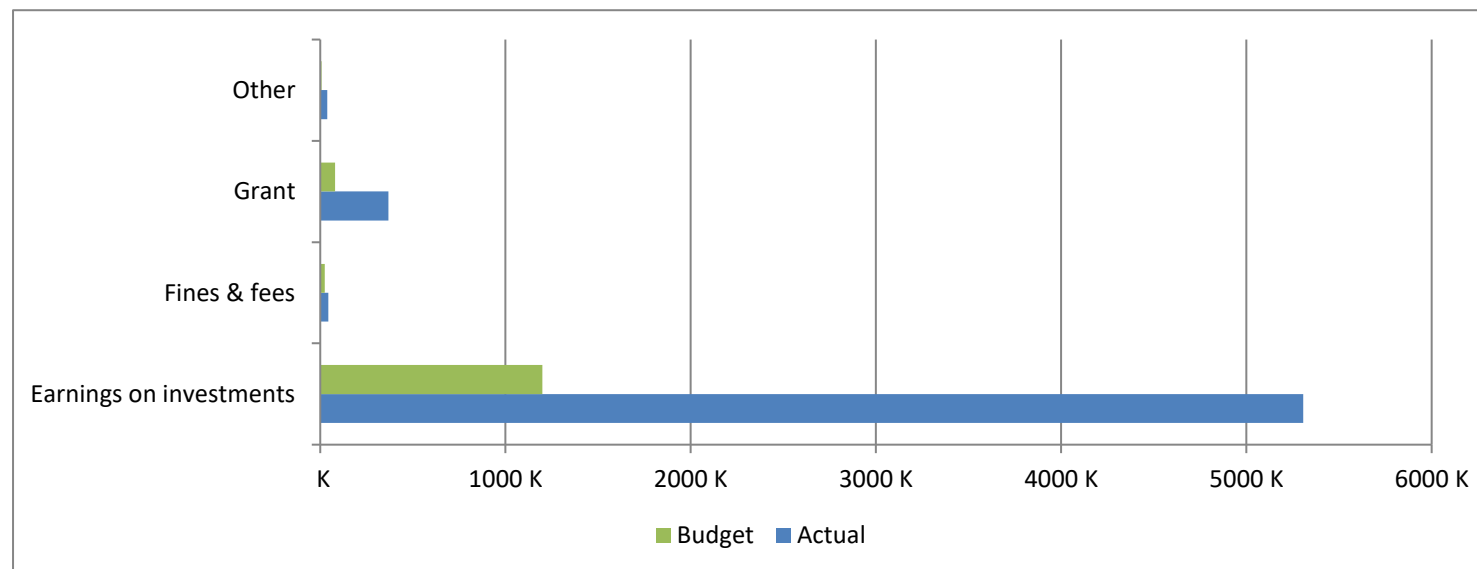
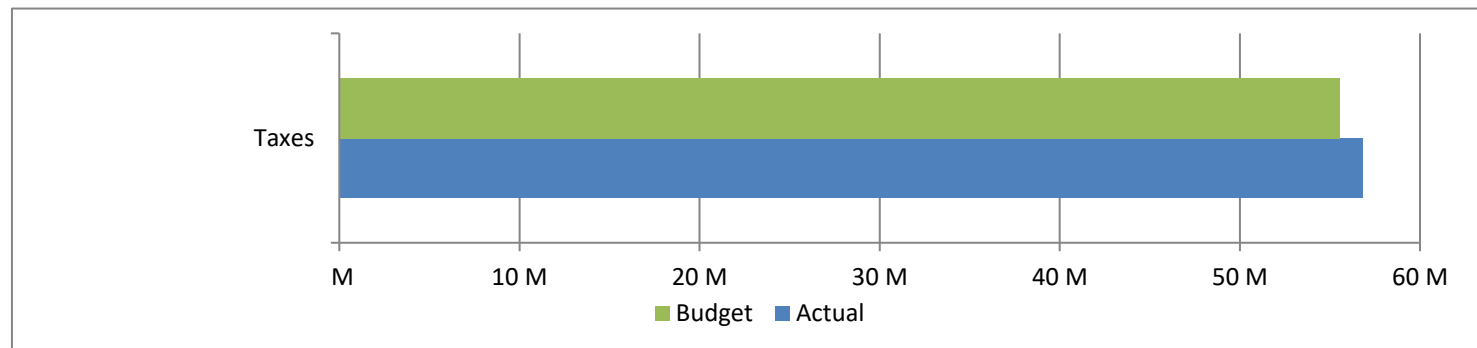
**High Plains Library District**  
**Net Income (Loss) Actual vs Budget**  
**For the Period Ended November 30, 2025**  
**91.7% of budget year elapsed**

Income (Loss)	Year To Date Actual	Annual Budget	Variance	% of Actual to Annual Budget
Revenue	62,591,273	56,841,039	5,750,234	110.12%
Expenditures	51,554,387	73,496,492	21,942,105	70.15%
Total	11,036,886	(16,655,453)	27,692,339	

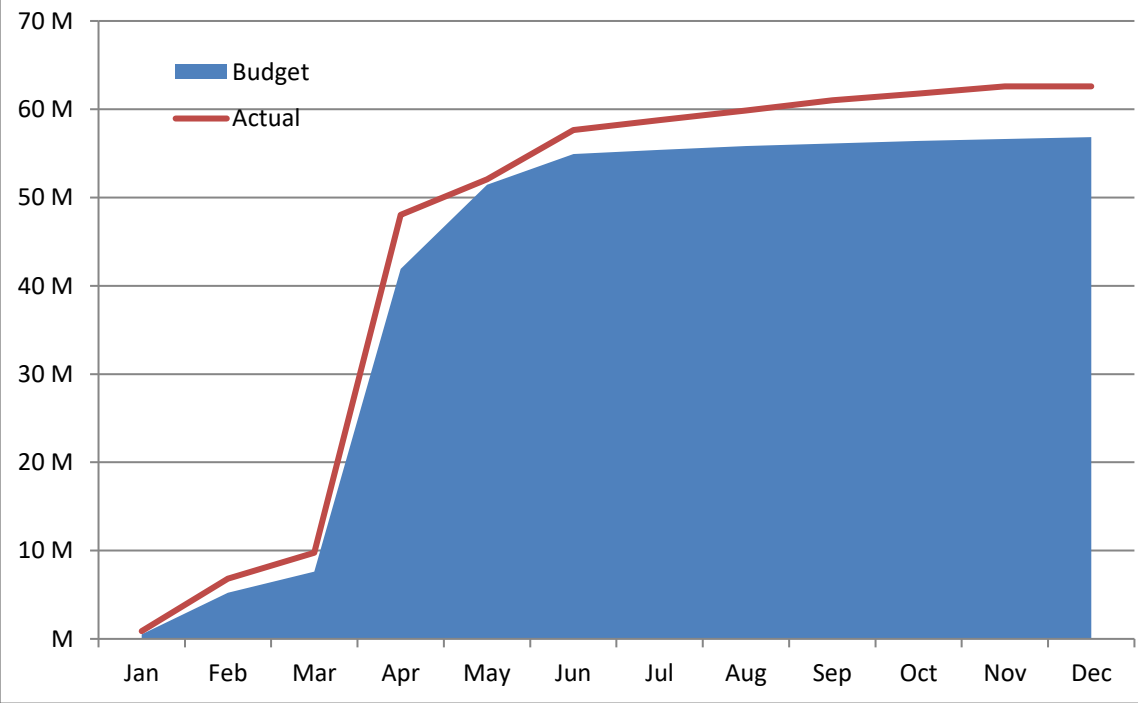


**High Plains Library District**  
**Net Income (Loss) Actual vs Budget**  
**For the Period Ended November 30, 2025**  
**91.7% of budget year elapsed**

Revenues	Year To Date Actual	Annual Budget	Variance	% of Actual to Annual Budget
Taxes	56,836,734	55,528,098	1,308,636	102.36%
Earnings on investments	5,306,441	1,200,000	4,106,441	442.20%
Fines & fees	42,996	25,000	17,996	171.98%
Grant	367,129	79,941	287,188	459.25%
Other	37,973	8,000	29,973	474.66%
Total	62,591,273	56,841,039	5,750,234	110.12%



# Accumulated Revenues



**High Plains Library District**  
**Net Income (Loss) Actual vs Budget**  
**For the Period Ended November 30, 2025**  
**91.7% of budget year elapsed**

Expenditures	Year To Date Actual	Annual Budget	Variance	% of Actual to Annual Budget
S & W / Benefits	15,472,871	20,694,096	5,221,225	74.77%
Operations	8,564,988	10,354,235	1,789,247	82.72%
Capital outlay	15,894,811	30,706,444	14,811,633	51.76%
Debt service	-	-	-	
Member tax distribution	11,621,717	11,741,717	120,000	98.98%
Total	51,554,387	73,496,492	21,942,105	70.15%

