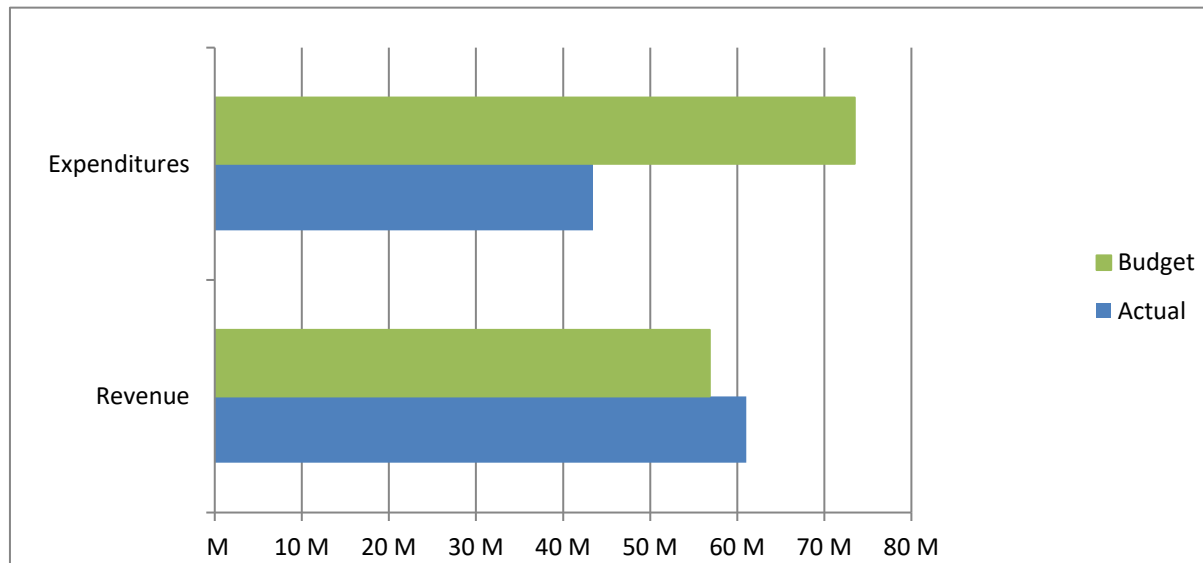


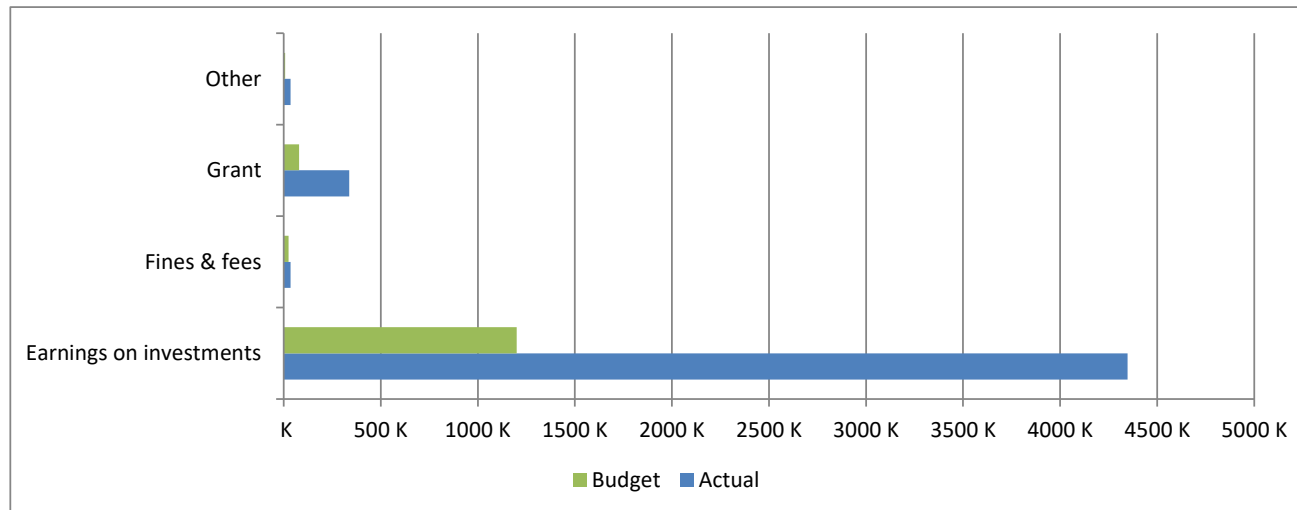
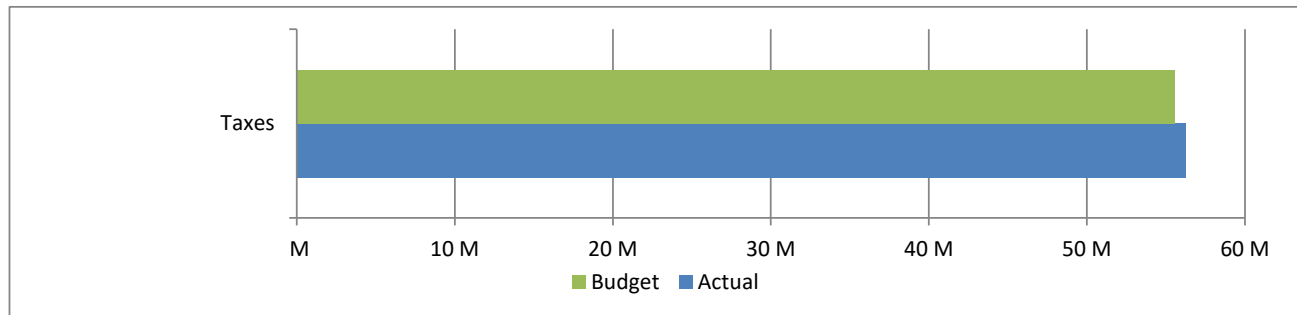
High Plains Library District
Net Income (Loss) Actual vs Budget
For the Period Ended September 30, 2025
75.0% of budget year elapsed

Income (Loss)	Year To Date Actual	Annual Budget	Variance	% of Actual to Annual Budget
Revenue	61,033,536	56,841,039	4,192,497	107.38%
Expenditures	43,444,571	73,496,492	30,051,921	59.11%
Total	17,588,965	(16,655,453)	34,244,418	

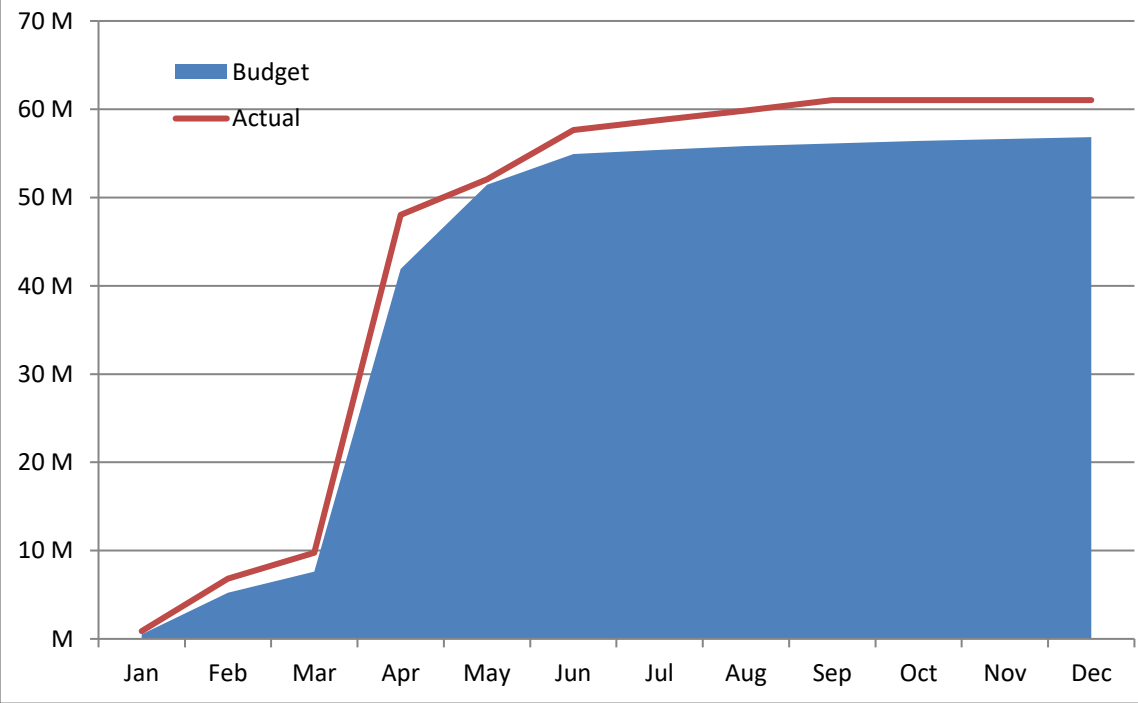


High Plains Library District
Net Income (Loss) Actual vs Budget
For the Period Ended September 30, 2025
75.0% of budget year elapsed

Revenues	Year To Date Actual	Annual Budget	Variance	% of Actual to Annual Budget
Taxes	56,278,337	55,528,098	750,239	101.35%
Earnings on investments	4,347,579	1,200,000	3,147,579	362.30%
Fines & fees	34,608	25,000	9,608	138.43%
Grant	337,306	79,941	257,365	421.94%
Other	35,706	8,000	27,706	446.33%
Total	61,033,536	56,841,039	4,192,497	107.38%



Accumulated Revenues



High Plains Library District
Net Income (Loss) Actual vs Budget
For the Period Ended September 30, 2025
75.0% of budget year elapsed

Expenditures	Year To Date Actual	Annual Budget	Variance	% of Actual to Annual Budget
S & W / Benefits	12,221,599	20,694,096	8,472,497	59.06%
Operations	7,433,010	10,354,235	2,921,225	71.79%
Capital outlay	12,168,245	30,706,444	18,538,199	39.63%
Debt service	-	-	-	
Member tax distribution	11,621,717	11,741,717	120,000	98.98%
Total	43,444,571	73,496,492	30,051,921	59.11%

