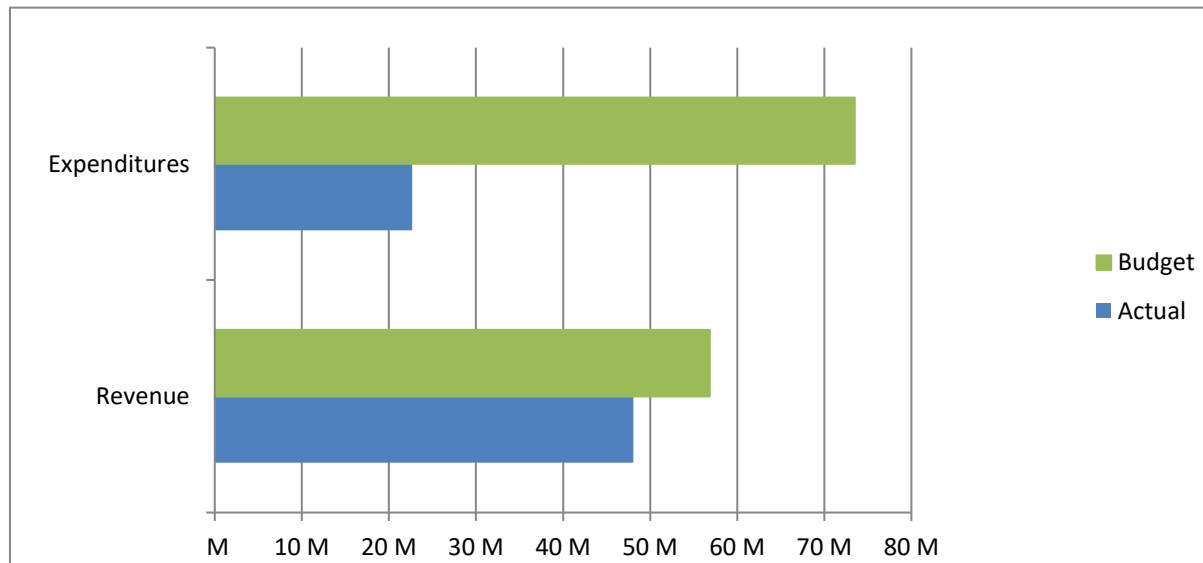


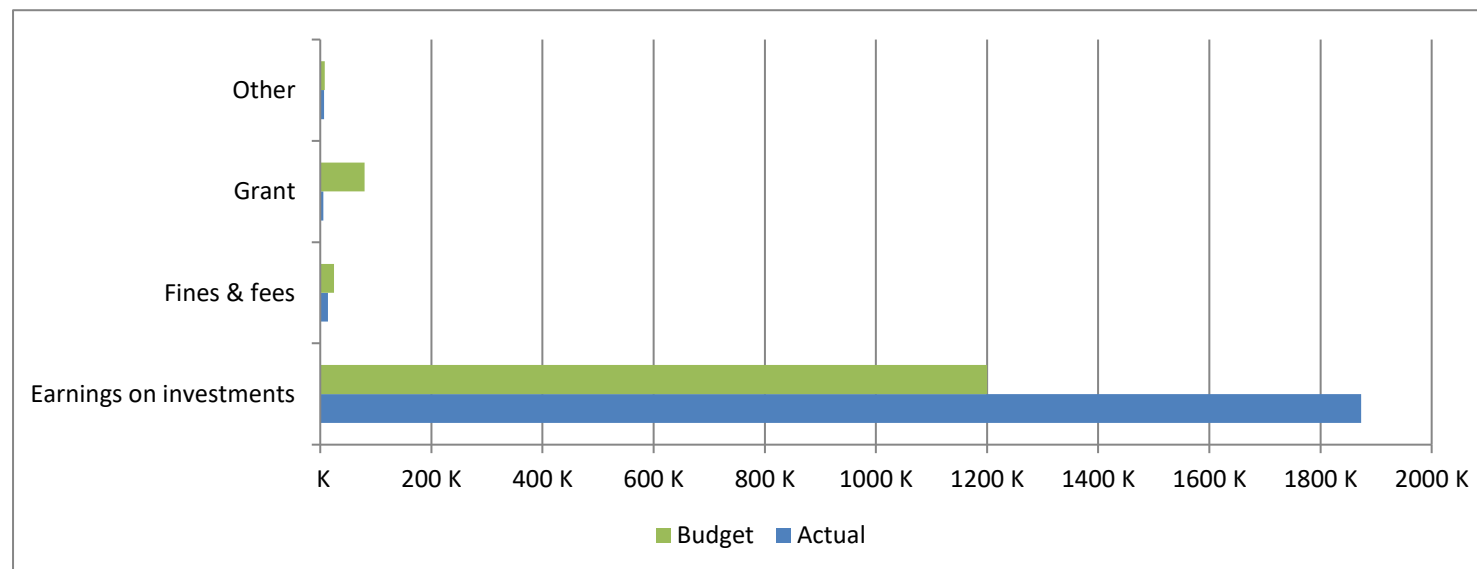
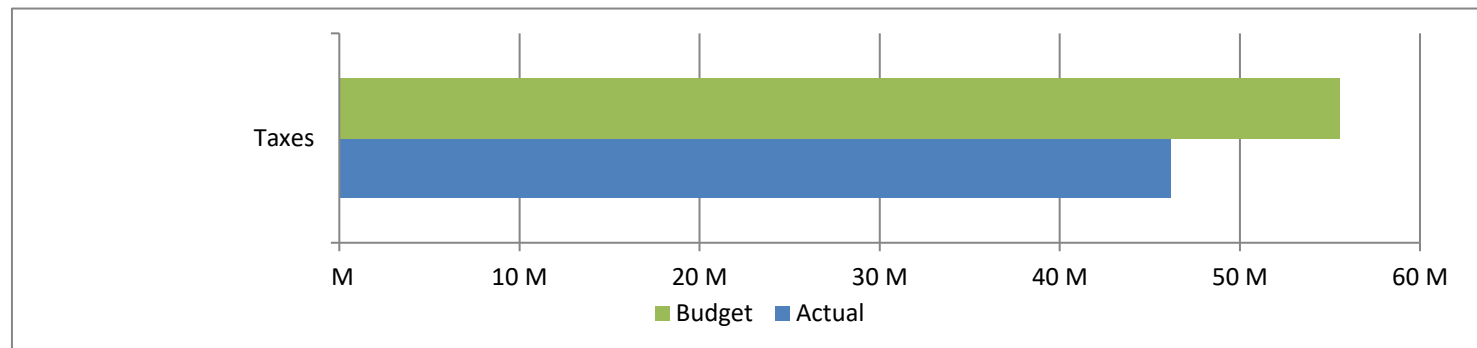
High Plains Library District
Net Income (Loss) Actual vs Budget
For the Period Ended April 30, 2025
33.3% of budget year elapsed

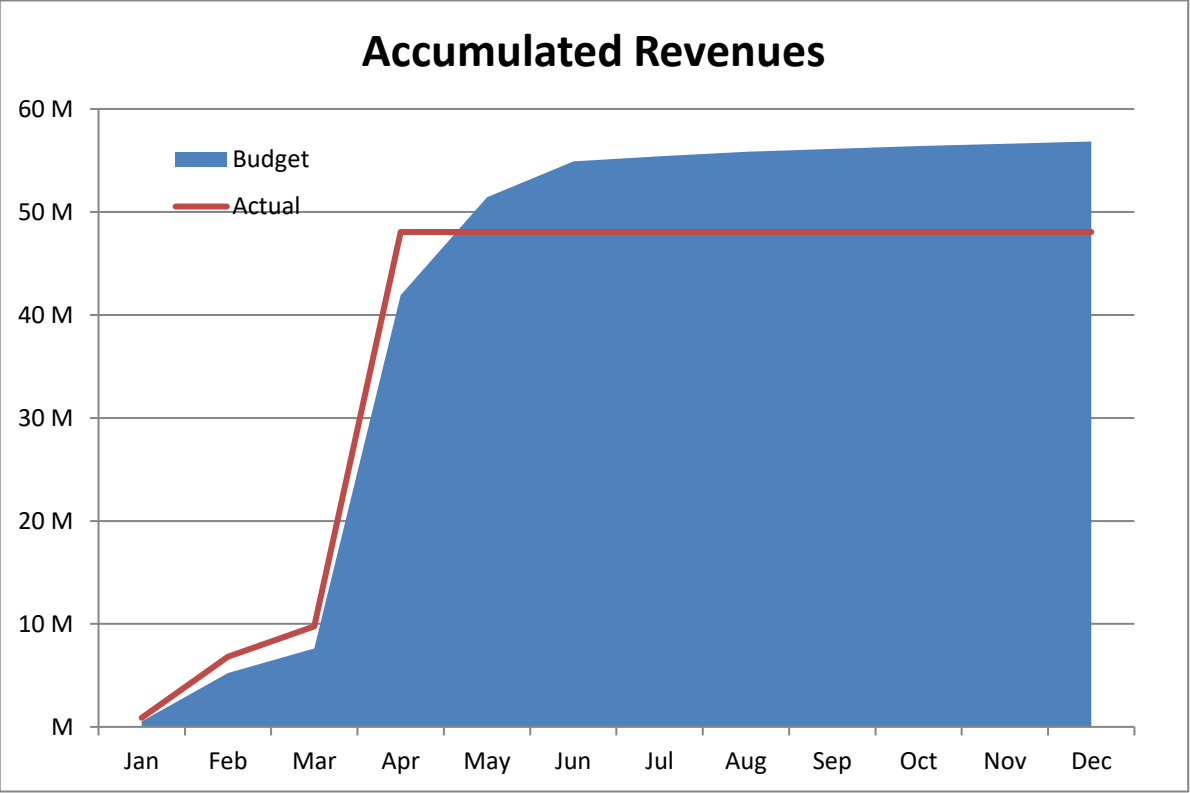
Income (Loss)	Year To Date Actual	Annual Budget	Variance	% of Actual to Annual Budget
Revenue	48,054,986	56,841,039	(8,786,053)	84.54%
Expenditures	22,656,376	73,496,492	50,840,116	30.83%
Total	25,398,610	(16,655,453)	42,054,063	



High Plains Library District
Net Income (Loss) Actual vs Budget
For the Period Ended April 30, 2025
33.3% of budget year elapsed

Revenues	Year To Date Actual	Annual Budget	Variance	% of Actual to Annual Budget
Taxes	46,155,588	55,528,098	(9,372,510)	83.12%
Earnings on investments	1,872,828	1,200,000	672,828	156.07%
Fines & fees	14,039	25,000	(10,961)	56.16%
Grant	5,789	79,941	(74,152)	7.24%
Other	6,742	8,000	(1,258)	84.28%
Total	48,054,986	56,841,039	(8,786,053)	84.54%





High Plains Library District
Net Income (Loss) Actual vs Budget
For the Period Ended April 30, 2025
33.3% of budget year elapsed

Expenditures	Year To Date Actual	Annual Budget	Variance	% of Actual to Annual Budget
S & W / Benefits	5,094,057	20,694,096	15,600,039	24.62%
Operations	4,002,077	10,354,235	6,352,158	38.65%
Capital outlay	3,672,836	30,706,444	27,033,608	11.96%
Debt service	-	-	-	
Member tax distribution	9,887,406	11,741,717	1,854,311	84.21%
Total	<u>22,656,376</u>	<u>73,496,492</u>	<u>50,840,116</u>	30.83%

