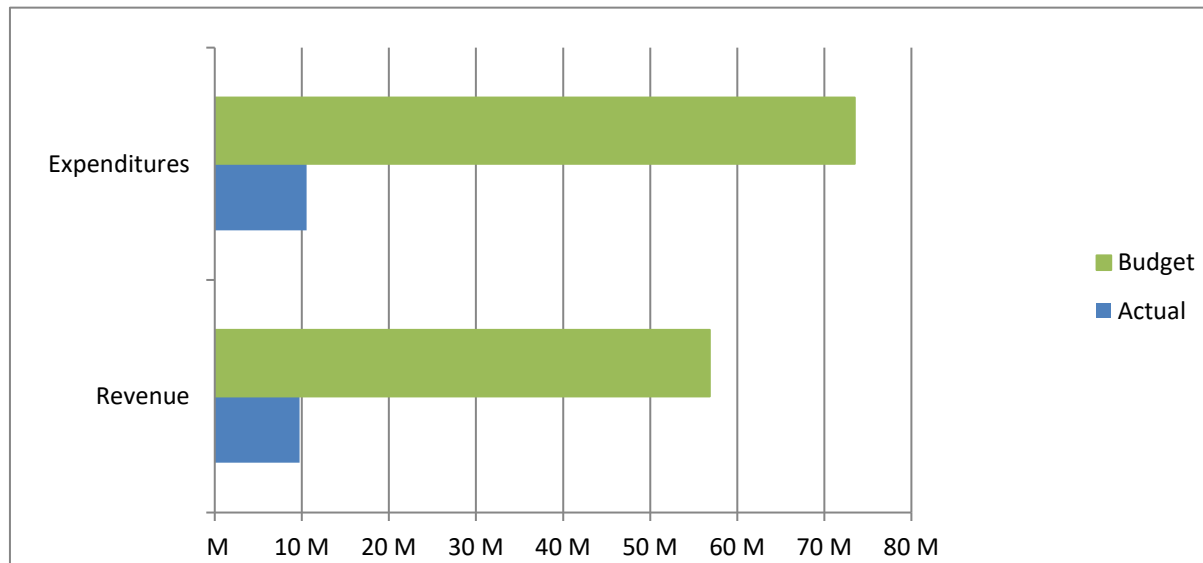


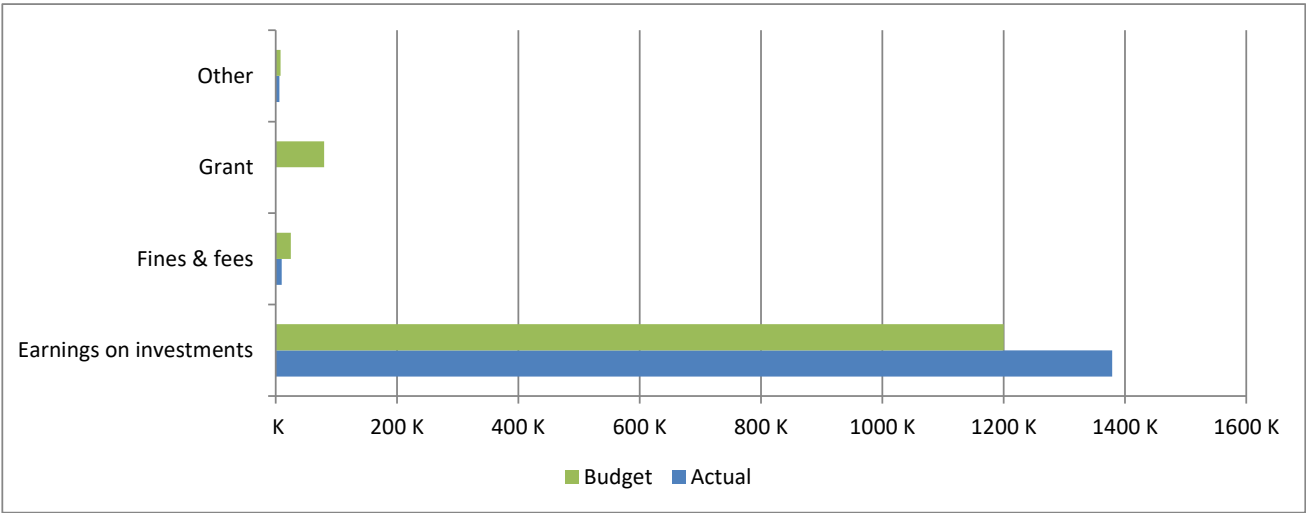
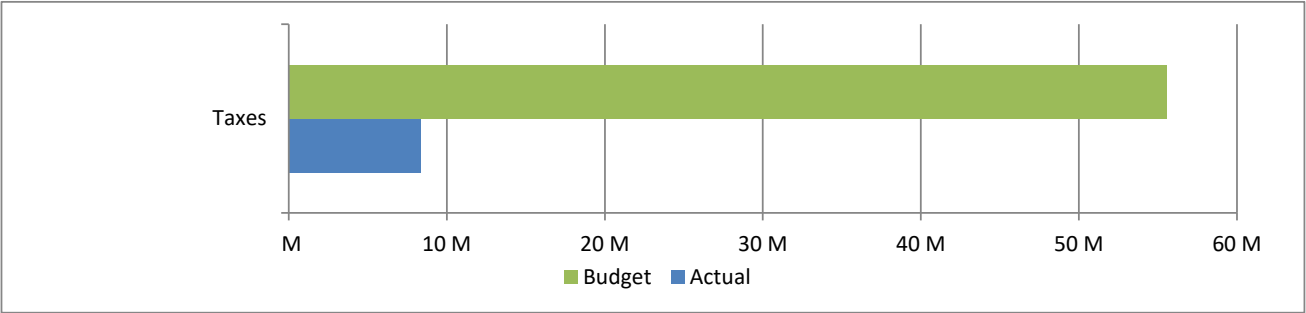
High Plains Library District
Net Income (Loss) Actual vs Budget
For the Period Ended March 31, 2025
25.0% of budget year elapsed

Income (Loss)	Year To Date Actual	Annual Budget	Variance	% of Actual to Annual Budget
Revenue	9,751,921	56,841,039	(47,089,118)	17.16%
Expenditures	10,540,938	73,496,492	62,955,554	14.34%
Total	(789,017)	(16,655,453)	15,866,436	

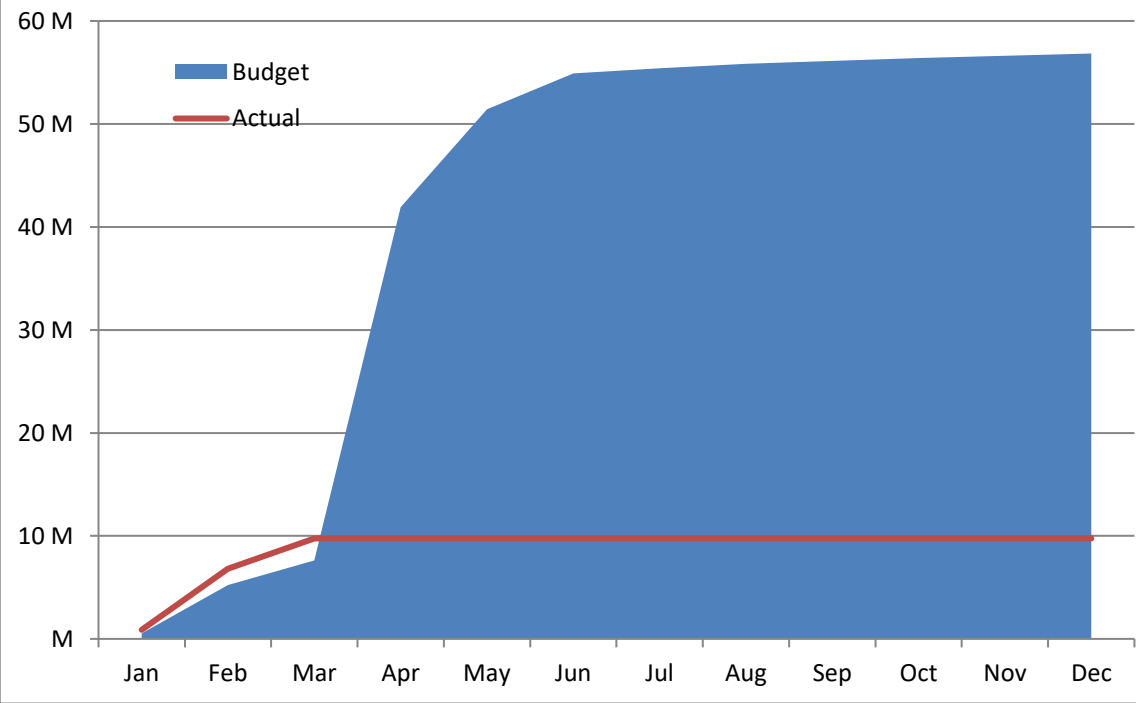


High Plains Library District
Net Income (Loss) Actual vs Budget
For the Period Ended March 31, 2025
25.0% of budget year elapsed

Revenues	Year To Date Actual	Annual Budget	Variance	% of Actual to Annual Budget
Taxes	8,356,799	55,528,098	(47,171,299)	15.05%
Earnings on investments	1,378,870	1,200,000	178,870	114.91%
Fines & fees	9,956	25,000	(15,044)	39.82%
Grant	313	79,941	(79,628)	0.39%
Other	5,983	8,000	(2,017)	74.79%
Total	9,751,921	56,841,039	(47,089,118)	17.16%



Accumulated Revenues



High Plains Library District
Net Income (Loss) Actual vs Budget
For the Period Ended March 31, 2025
25.0% of budget year elapsed

Expenditures	Year To Date Actual	Annual Budget	Variance	% of Actual to Annual Budget
S & W / Benefits	3,794,737	20,694,096	16,899,359	18.34%
Operations	2,764,192	10,354,235	7,590,043	26.70%
Capital outlay	2,301,527	30,706,444	28,404,917	7.50%
Debt service	-	-	-	
Member tax distribution	1,680,482	11,741,717	10,061,235	14.31%
Total	10,540,938	73,496,492	62,955,554	14.34%

