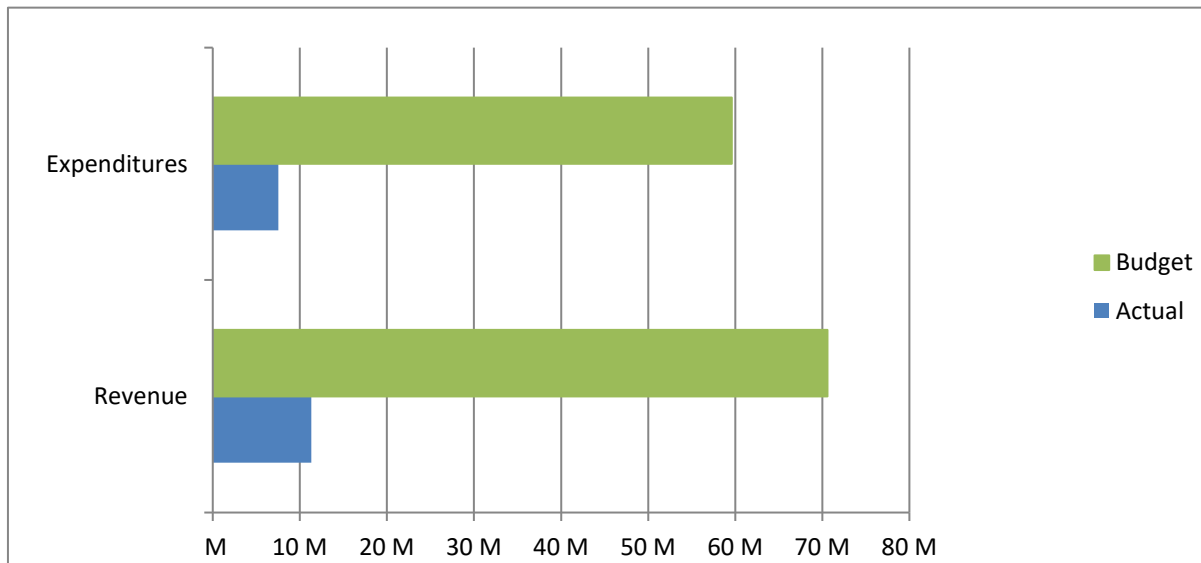


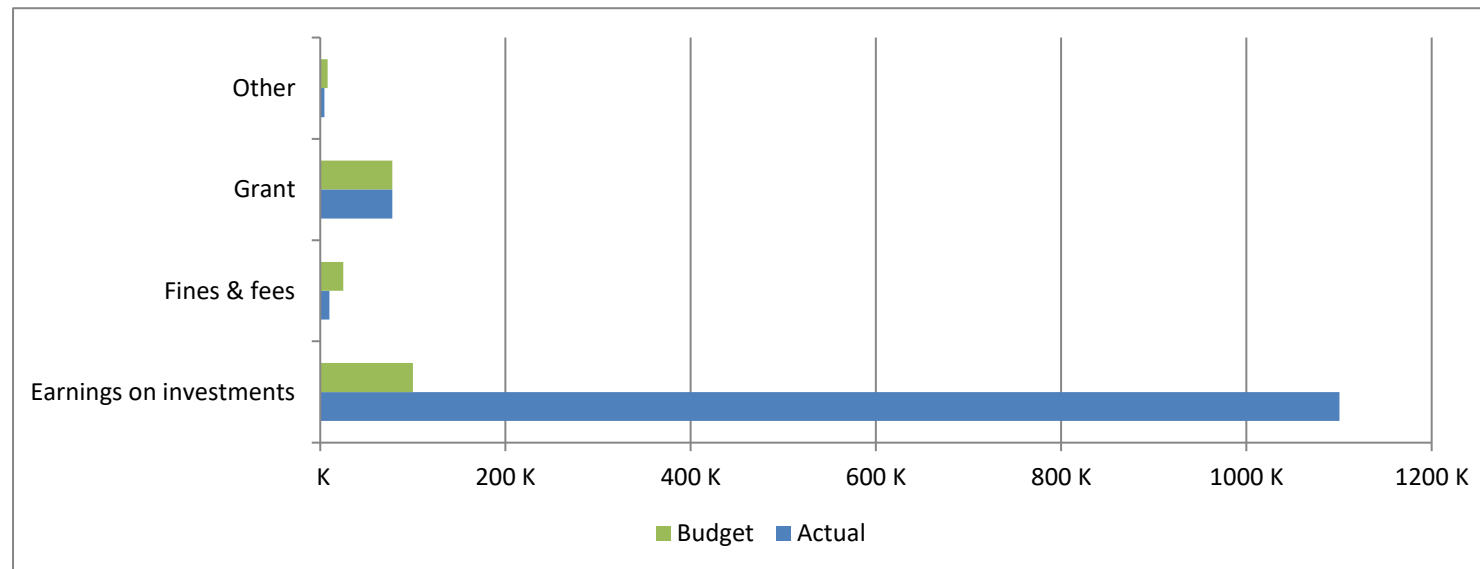
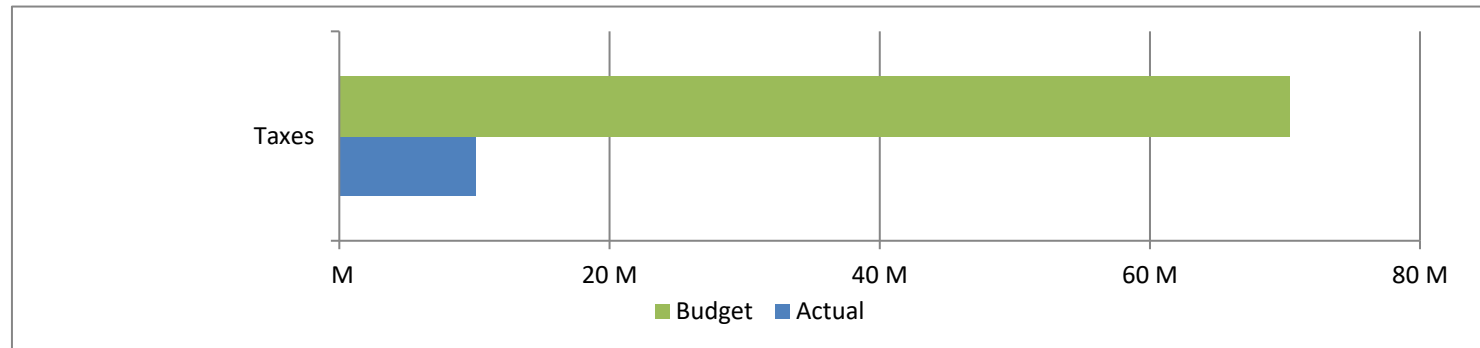
High Plains Library District
Net Income (Loss) Actual vs Budget
For the Period Ended March 31, 2024
25.0% of budget year elapsed

Income (Loss)	Year To Date Actual	Annual Budget	Variance	% of Actual to Annual Budget
Revenue	11,303,485	70,590,790	(59,287,305)	16.01%
Expenditures	7,515,051	59,592,472	52,077,421	12.61%
Total	3,788,434	10,998,318	(7,209,884)	

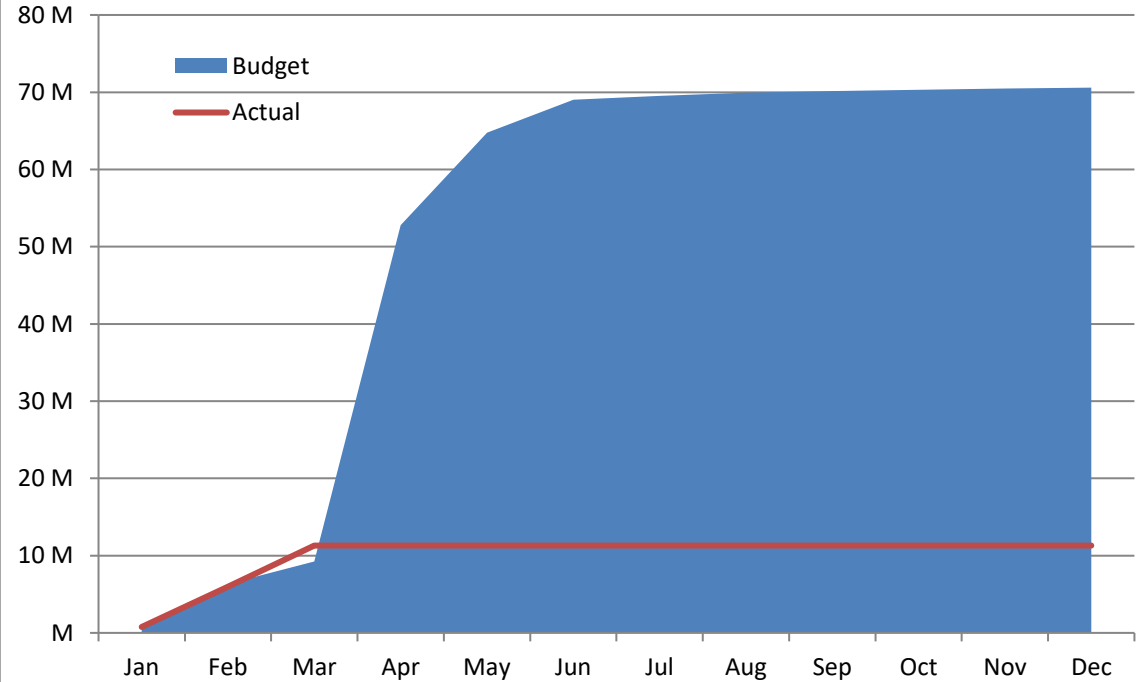


High Plains Library District
Net Income (Loss) Actual vs Budget
For the Period Ended March 31, 2024
25.0% of budget year elapsed

Revenues	Year To Date Actual	Annual Budget	Variance	% of Actual to Annual Budget
Taxes	10,110,700	70,379,989	(60,269,289)	14.37%
Earnings on investments	1,100,480	100,000	1,000,480	1100.48%
Fines & fees	9,994	25,000	(15,006)	39.98%
Grant	77,801	77,801	-	100.00%
Other	4,510	8,000	(3,490)	56.38%
Total	11,303,485	70,590,790	(59,287,305)	16.01%



Accumulated Revenues



High Plains Library District
Net Income (Loss) Actual vs Budget
For the Period Ended March 31, 2024
25.0% of budget year elapsed

Expenditures	Year To Date Actual	Annual Budget	Variance	% of Actual to Annual Budget
S & W / Benefits	3,146,173	17,807,972	14,661,799	17.67%
Operations	2,199,422	9,258,525	7,059,103	23.76%
Capital outlay	783,503	17,989,510	17,206,007	4.36%
Debt service	-	-	-	
Member tax distribution	1,385,953	14,536,465	13,150,512	9.53%
Total	7,515,051	59,592,472	52,077,421	12.61%

