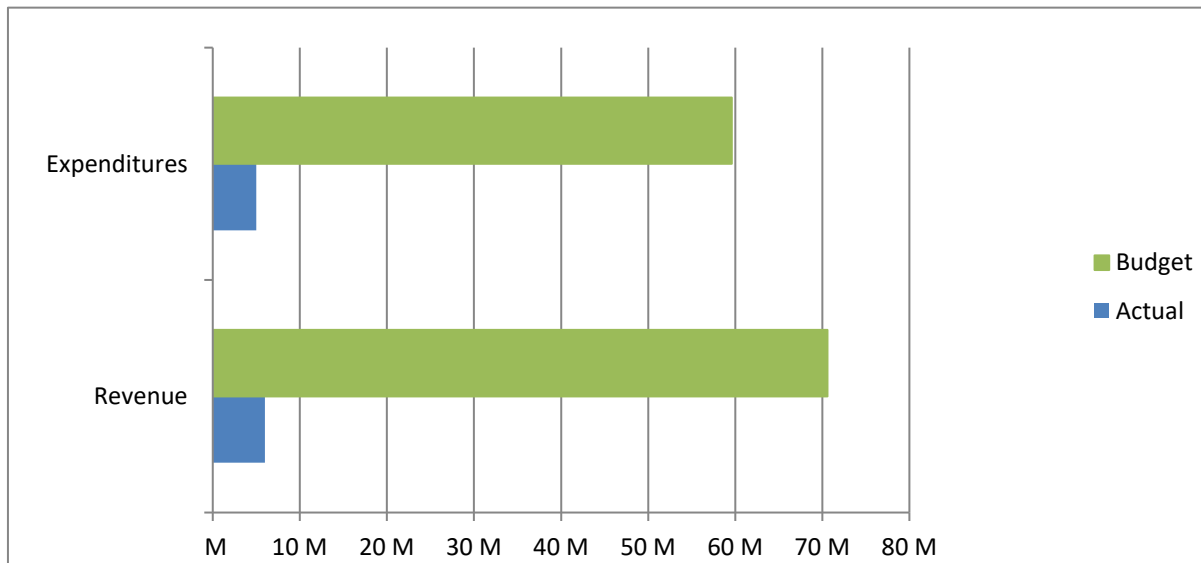


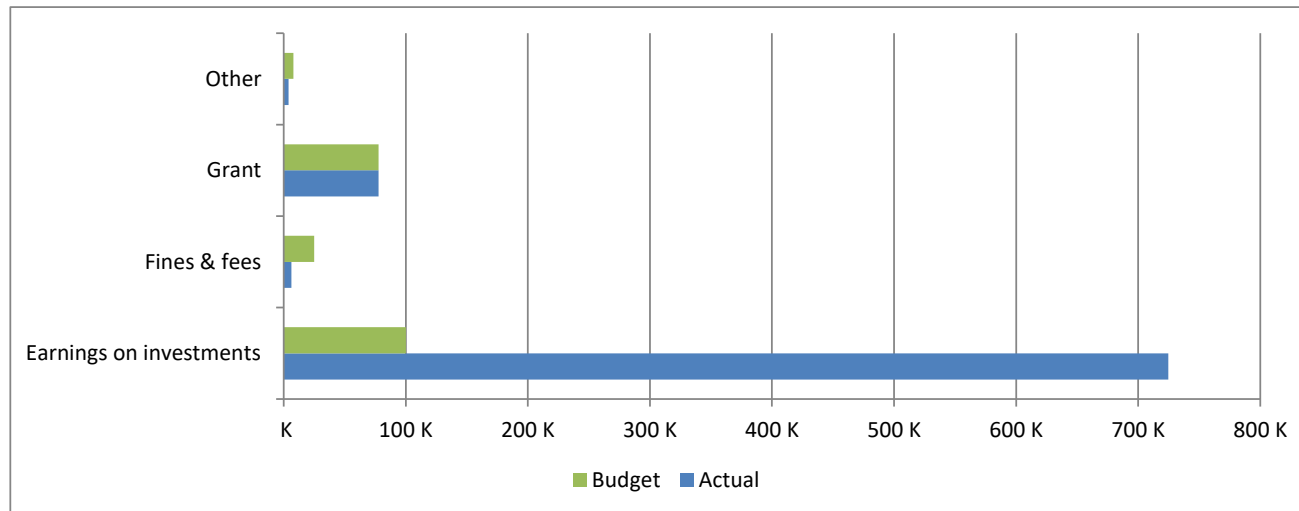
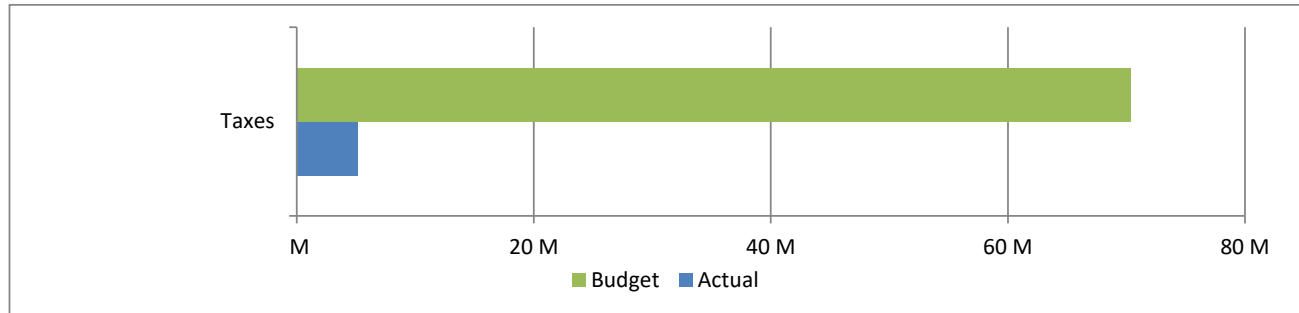
**High Plains Library District**  
**Net Income (Loss) Actual vs Budget**  
**For the Period Ended February 29, 2024**  
**16.7% of budget year elapsed**

Income (Loss)	Year To Date Actual	Annual Budget	Variance	% of Actual to Annual Budget
Revenue	5,989,422	70,590,790	(64,601,368)	8.48%
Expenditures	5,000,133	59,592,472	54,592,339	8.39%
Total	989,289	10,998,318	(10,009,029)	

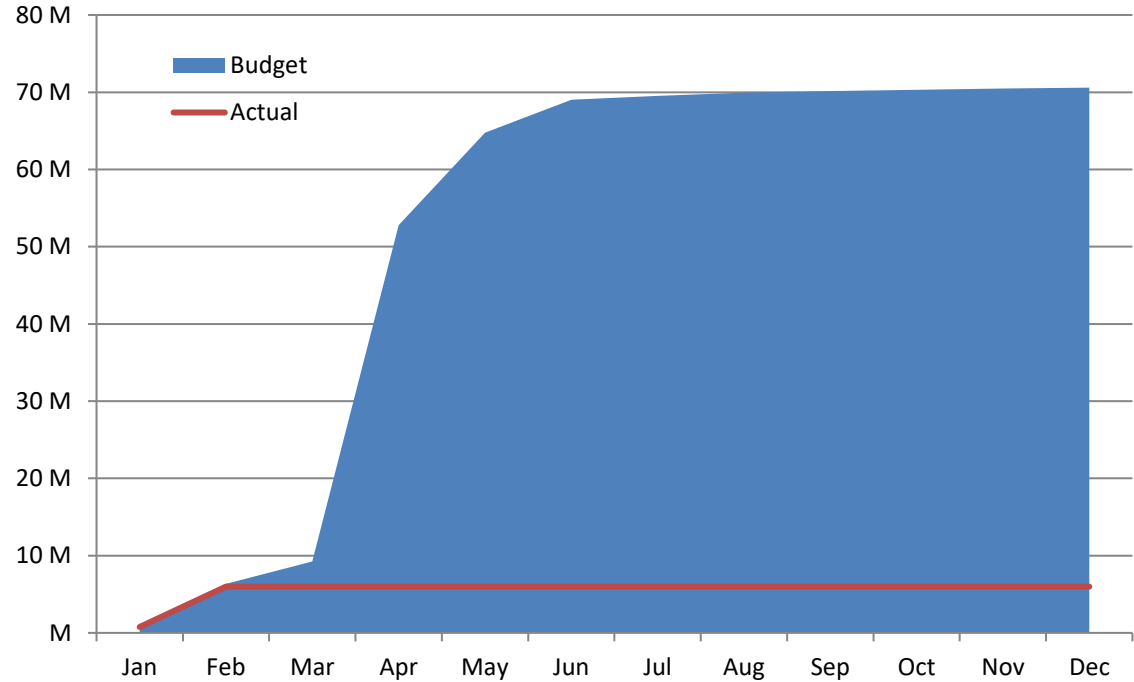


**High Plains Library District**  
**Net Income (Loss) Actual vs Budget**  
**For the Period Ended February 29, 2024**  
**16.7% of budget year elapsed**

Revenues	Year To Date Actual	Annual Budget	Variance	% of Actual to Annual Budget
Taxes	5,176,790	70,379,989	(65,203,199)	7.36%
Earnings on investments	724,565	100,000	624,565	724.57%
Fines & fees	6,332	25,000	(18,668)	25.33%
Grant	77,801	77,801	-	100.00%
Other	3,934	8,000	(4,066)	49.18%
<b>Total</b>	<b>5,989,422</b>	<b>70,590,790</b>	<b>(64,601,368)</b>	<b>8.48%</b>



# Accumulated Revenues



**High Plains Library District**  
**Net Income (Loss) Actual vs Budget**  
**For the Period Ended February 29, 2024**  
**16.7% of budget year elapsed**

Expenditures	Year To Date Actual	Annual Budget	Variance	% of Actual to Annual Budget
S & W / Benefits	2,189,996	17,807,972	15,617,976	12.30%
Operations	1,441,836	9,258,525	7,816,689	15.57%
Capital outlay	435,743	17,989,510	17,553,767	2.42%
Debt service	-	-	-	
Member tax distribution	932,558	14,536,465	13,603,907	6.42%
<b>Total</b>	<b>5,000,133</b>	<b>59,592,472</b>	<b>54,592,339</b>	<b>8.39%</b>

