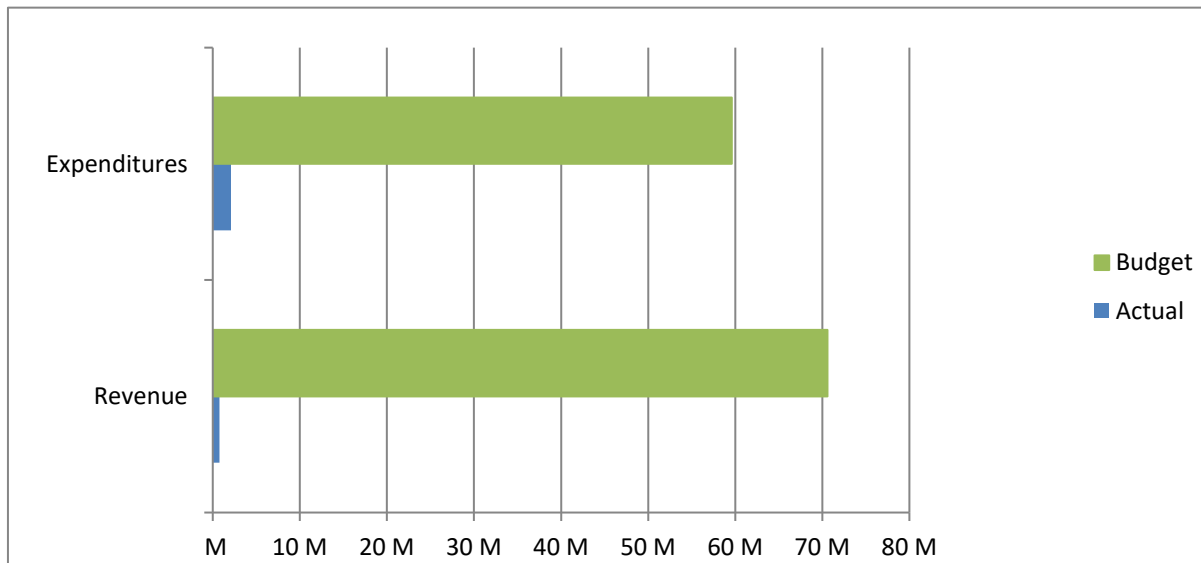


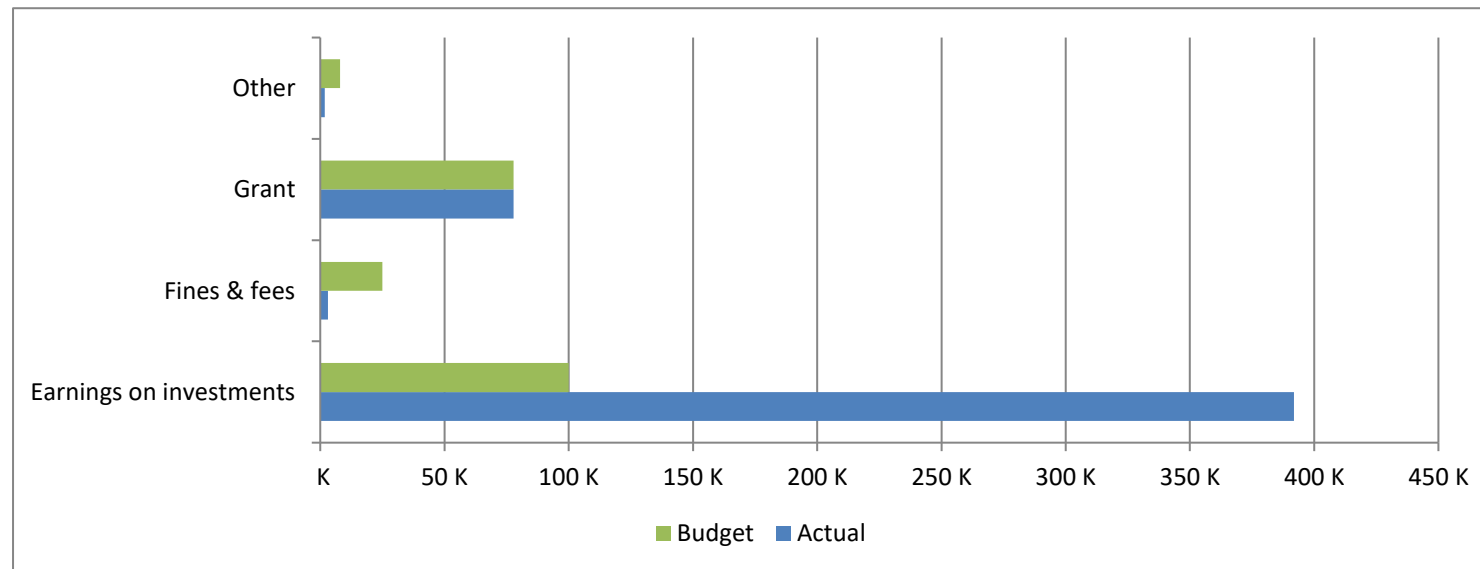
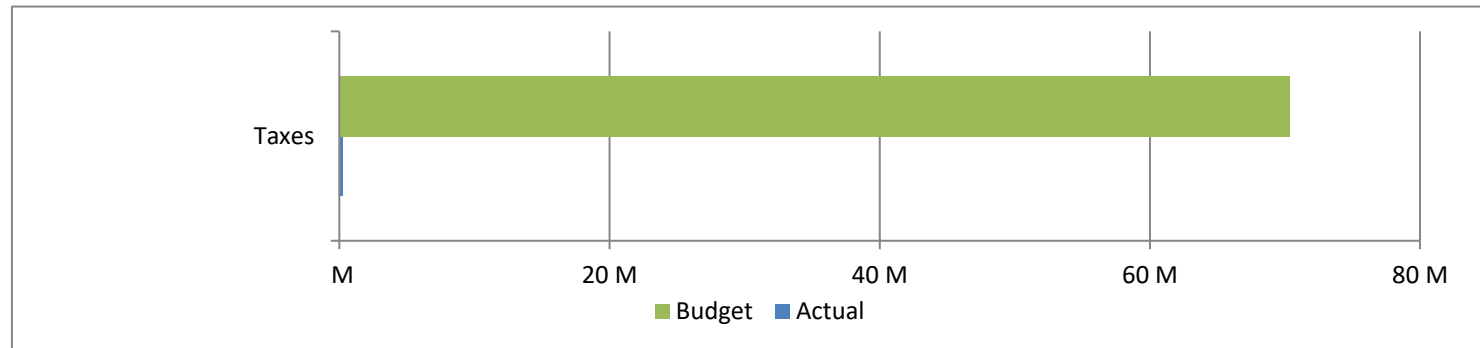
High Plains Library District
Net Income (Loss) Actual vs Budget
For the Period Ended January 31, 2024
8.3% of budget year elapsed

Income (Loss)	Year To Date Actual	Annual Budget	Variance	% of Actual to Annual Budget
Revenue	768,819	70,590,790	(69,821,971)	1.09%
Expenditures	2,092,832	59,592,472	57,499,640	3.51%
Total	<u>(1,324,013)</u>	<u>10,998,318</u>	<u>(12,322,331)</u>	

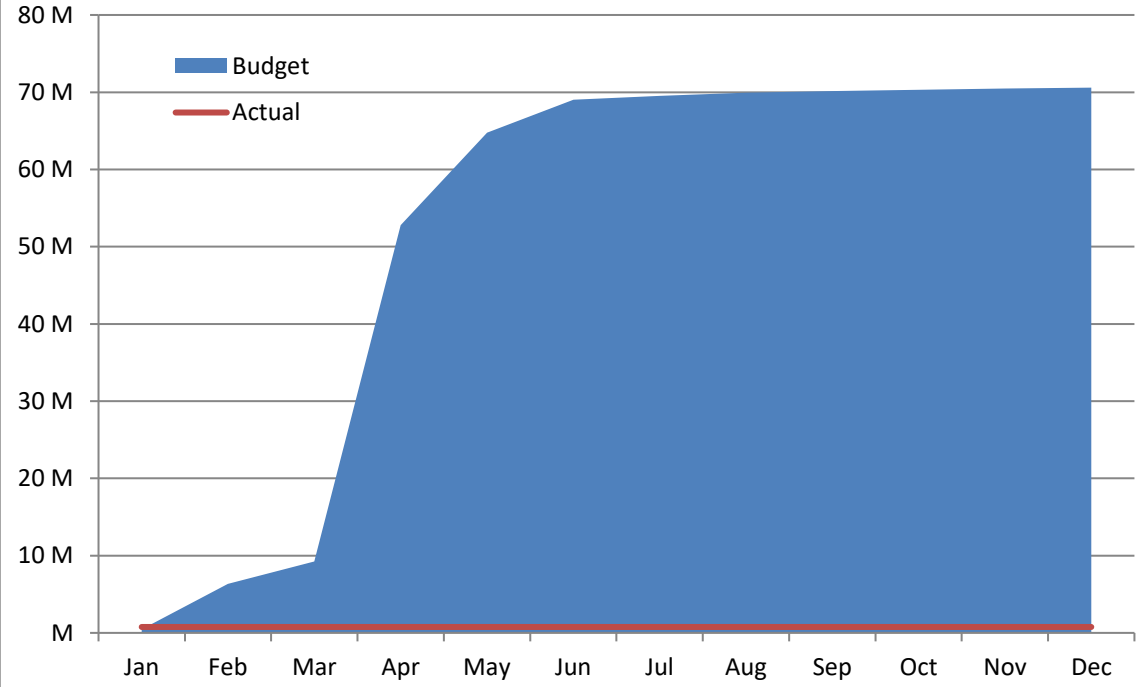


High Plains Library District
Net Income (Loss) Actual vs Budget
For the Period Ended January 31, 2024
8.3% of budget year elapsed

Revenues	Year To Date Actual	Annual Budget	Variance	% of Actual to Annual Budget
Taxes	294,327	70,379,989	(70,085,662)	0.42%
Earnings on investments	391,803	100,000	291,803	391.80%
Fines & fees	3,126	25,000	(21,874)	12.50%
Grant	77,801	77,801	-	100.00%
Other	1,762	8,000	(6,238)	22.03%
Total	768,819	70,590,790	(69,821,971)	1.09%



Accumulated Revenues



High Plains Library District
Net Income (Loss) Actual vs Budget
For the Period Ended January 31, 2024
8.3% of budget year elapsed

Expenditures	Year To Date Actual	Annual Budget	Variance	% of Actual to Annual Budget
S & W / Benefits	1,093,152	17,807,972	16,714,820	6.14%
Operations	825,710	9,258,525	8,432,815	8.92%
Capital outlay	158,082	17,989,510	17,831,428	0.88%
Debt service	-	-	-	
Member tax distribution	15,888	14,536,465	14,520,577	0.11%
Total	2,092,832	59,592,472	57,499,640	3.51%

