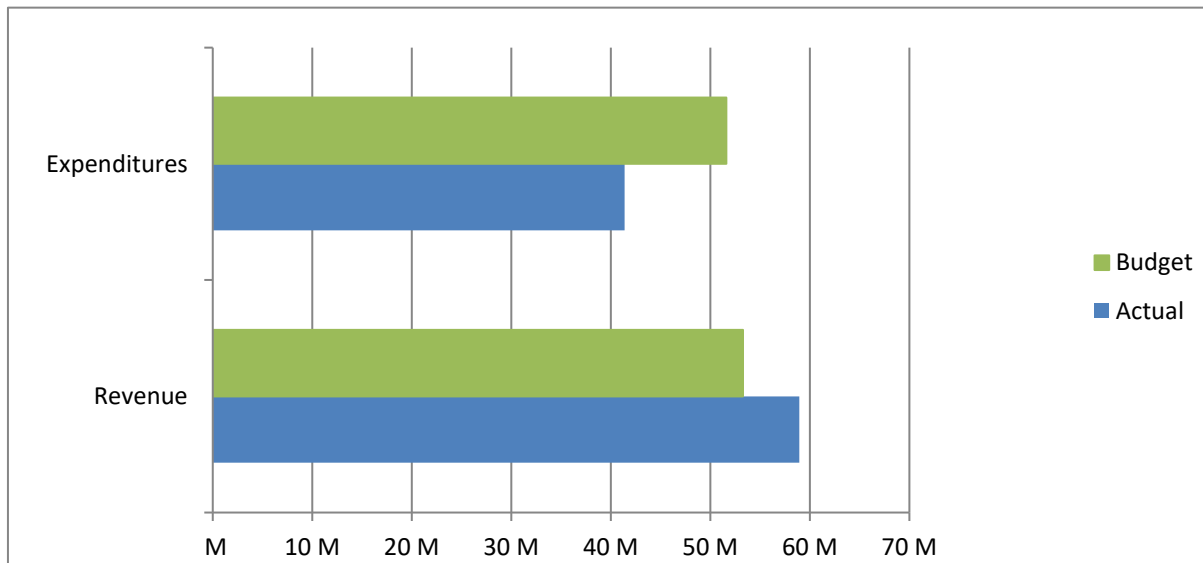


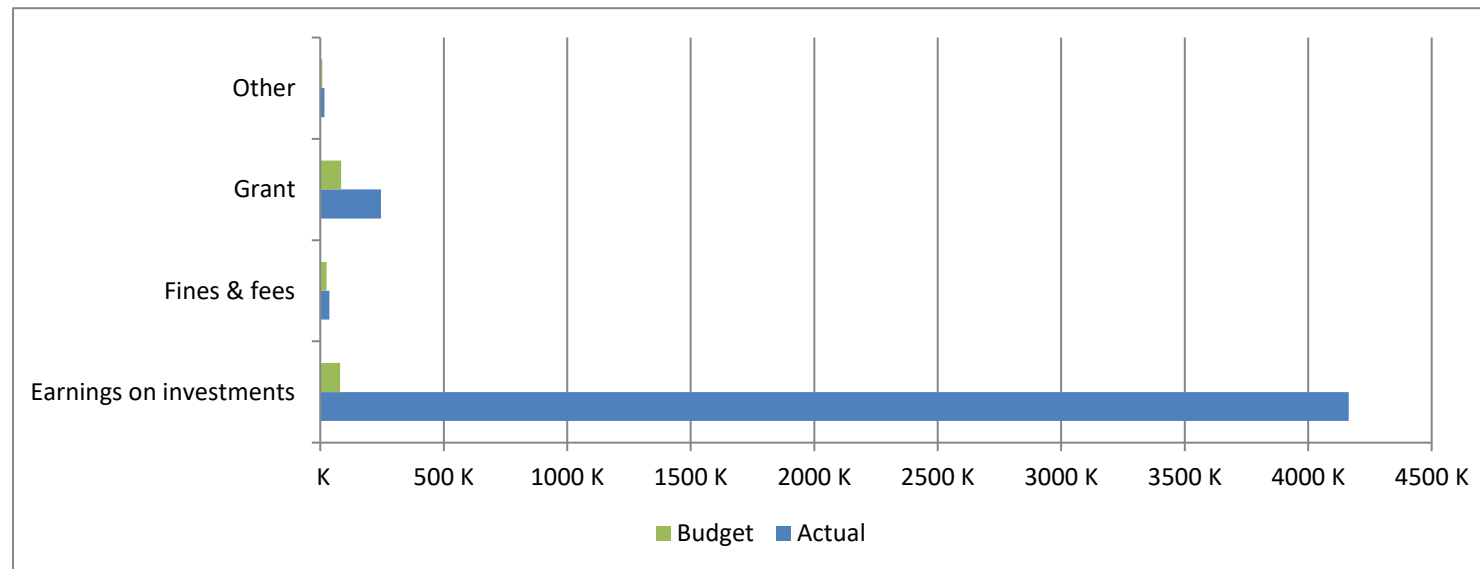
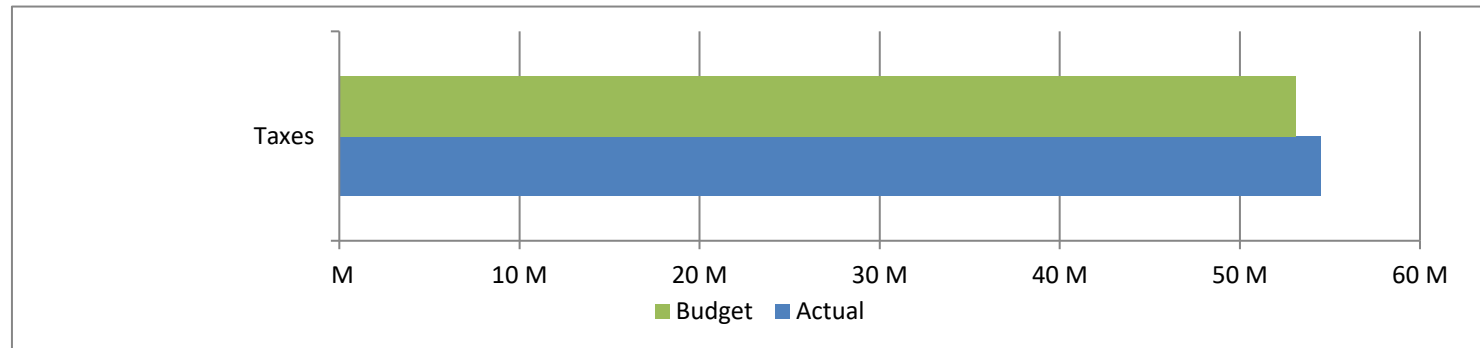
High Plains Library District
Net Income (Loss) Actual vs Budget
For the Period Ended December 31, 2023
100.0% of budget year elapsed

Income (Loss)	Year To Date Actual	Annual Budget	Variance	% of Actual to Annual Budget
Revenue	58,943,688	53,276,163	5,667,525	110.64%
Expenditures	41,380,616	51,599,533	10,218,917	80.20%
Total	17,563,072	1,676,630	15,886,442	

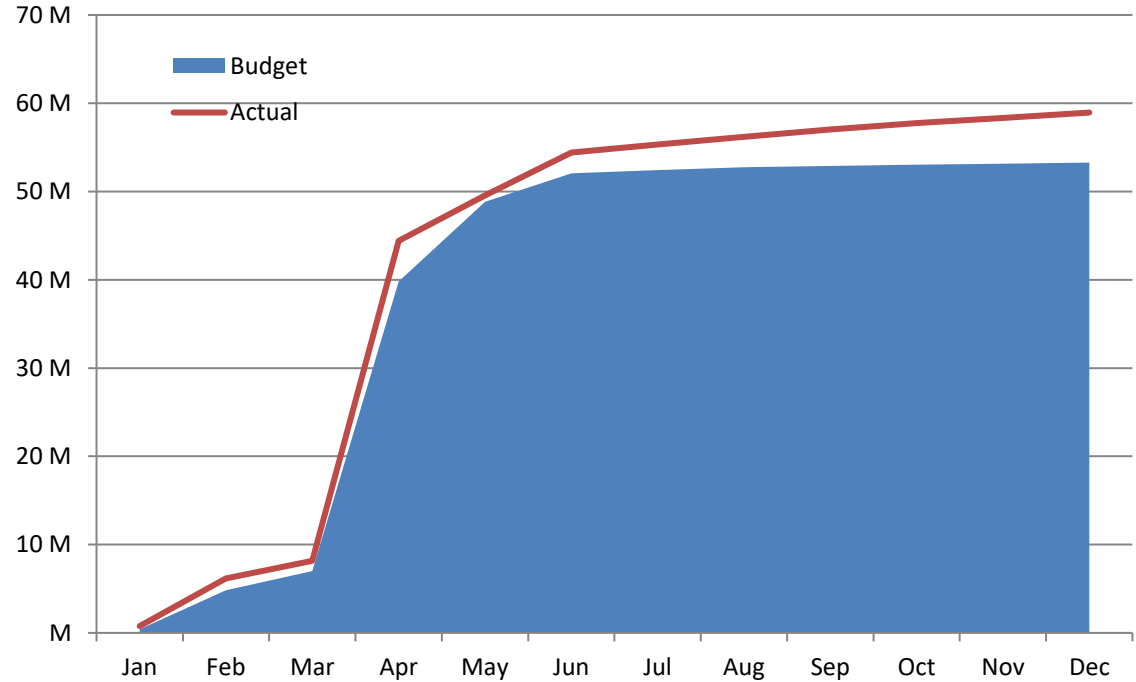


High Plains Library District
Net Income (Loss) Actual vs Budget
For the Period Ended December 31, 2023
100.0% of budget year elapsed

Revenues	Year To Date Actual	Annual Budget	Variance	% of Actual to Annual Budget
Taxes	54,479,985	53,078,812	1,401,173	102.64%
Earnings on investments	4,164,410	80,000	4,084,410	5205.51%
Fines & fees	36,527	25,000	11,527	146.11%
Grant	246,336	84,351	161,985	292.04%
Other	16,430	8,000	8,430	205.38%
Total	58,943,688	53,276,163	5,667,525	110.64%



Accumulated Revenues



High Plains Library District
Net Income (Loss) Actual vs Budget
For the Period Ended December 31, 2023
100.0% of budget year elapsed

Expenditures	Year To Date Actual	Annual Budget	Variance	% of Actual to Annual Budget
S & W / Benefits	13,625,566	15,865,067	2,239,501	85.88%
Operations	7,369,854	7,729,706	359,852	95.34%
Capital outlay	8,871,963	16,453,312	7,581,349	53.92%
Debt service	-	-	-	
Member tax distribution	11,513,233	11,551,448	38,215	99.67%
Total	41,380,616	51,599,533	10,218,917	80.20%

