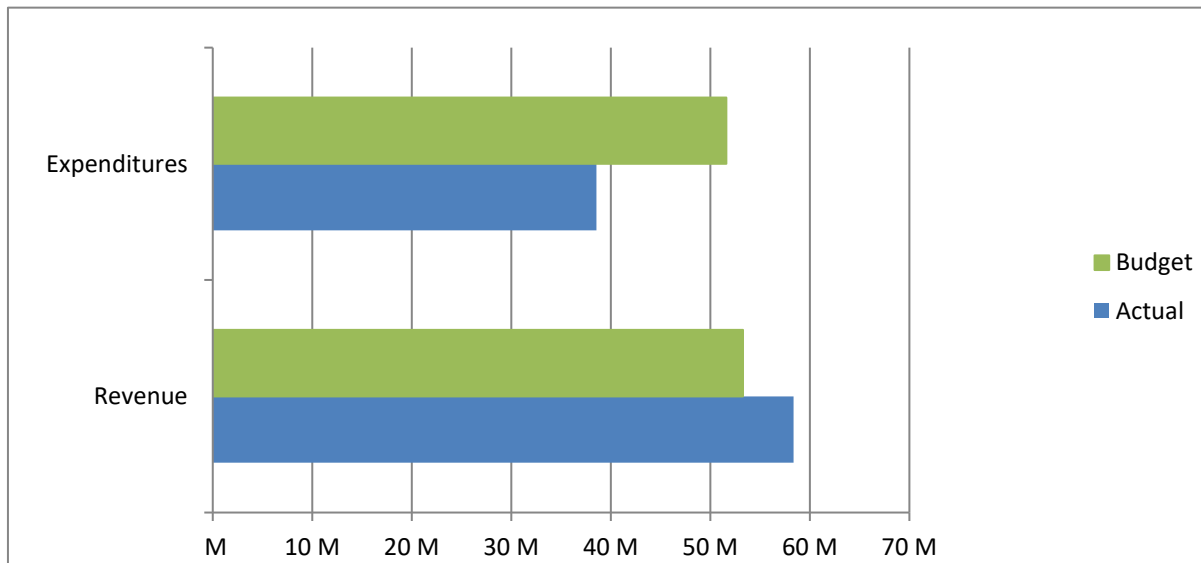


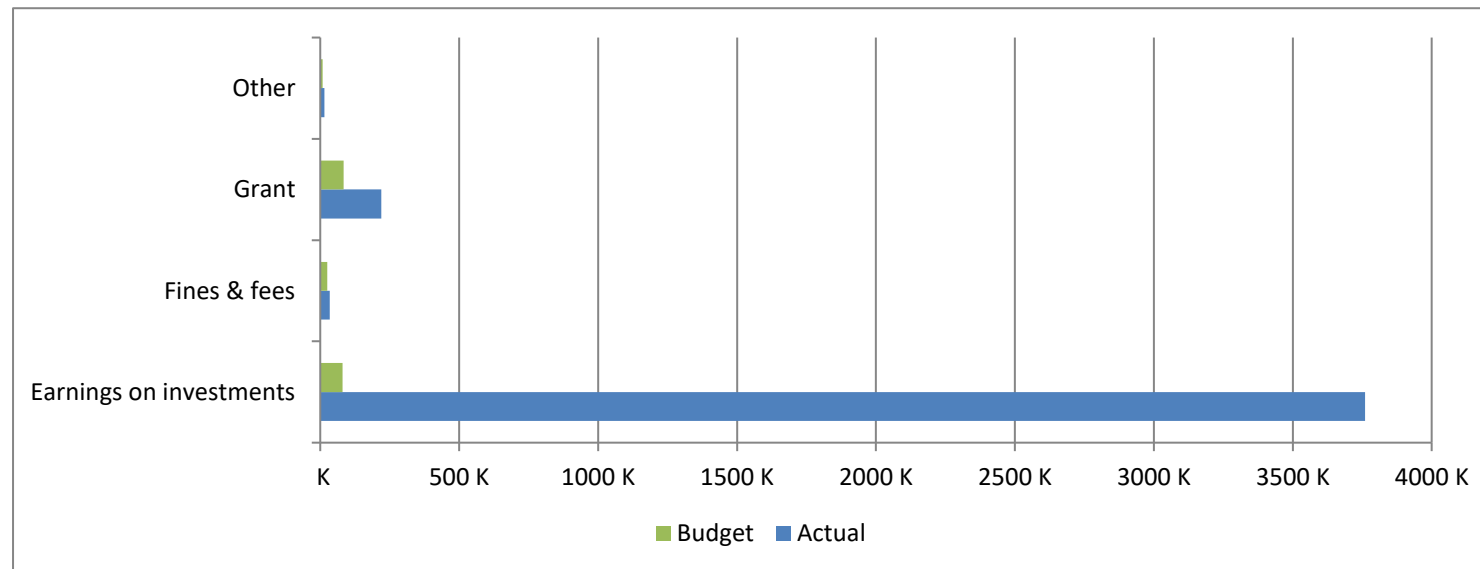
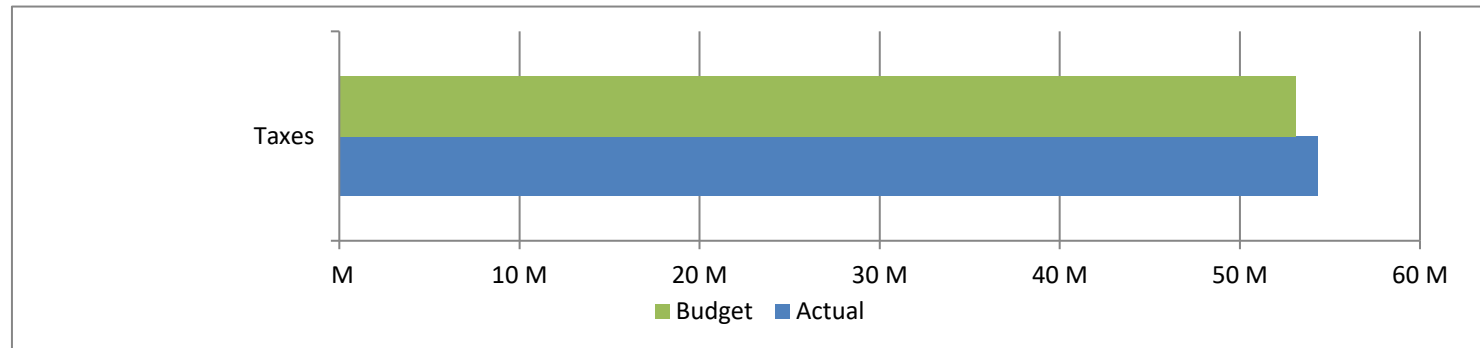
**High Plains Library District**  
**Net Income (Loss) Actual vs Budget**  
**For the Period Ended November 30, 2023**  
**91.7% of budget year elapsed**

Income (Loss)	Year To Date Actual	Annual Budget	Variance	% of Actual to Annual Budget
Revenue	58,345,968	53,276,163	5,069,805	109.52%
Expenditures	38,549,904	51,599,533	13,049,629	74.71%
Total	19,796,064	1,676,630	18,119,434	

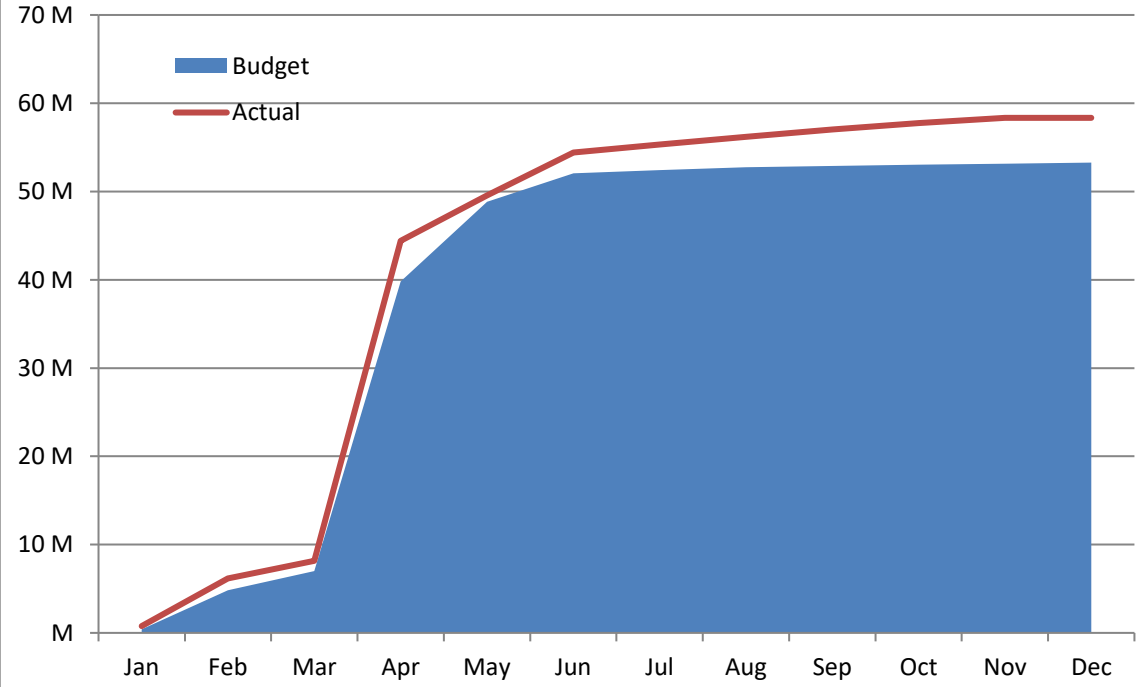


**High Plains Library District**  
**Net Income (Loss) Actual vs Budget**  
**For the Period Ended November 30, 2023**  
**91.7% of budget year elapsed**

Revenues	Year To Date Actual	Annual Budget	Variance	% of Actual to Annual Budget
Taxes	54,316,959	53,078,812	1,238,147	102.33%
Earnings on investments	3,760,902	80,000	3,680,902	4701.13%
Fines & fees	33,887	25,000	8,887	135.55%
Grant	219,396	84,351	135,045	260.10%
Other	14,824	8,000	6,824	185.30%
<b>Total</b>	<b>58,345,968</b>	<b>53,276,163</b>	<b>5,069,805</b>	<b>109.52%</b>



# Accumulated Revenues



**High Plains Library District**  
**Net Income (Loss) Actual vs Budget**  
**For the Period Ended November 30, 2023**  
**91.7% of budget year elapsed**

Expenditures	Year To Date Actual	Annual Budget	Variance	% of Actual to Annual Budget
S & W / Benefits	12,254,413	15,865,067	3,610,654	77.24%
Operations	6,558,471	7,729,706	1,171,235	84.85%
Capital outlay	8,223,787	16,453,312	8,229,525	49.98%
Debt service	-	-	-	
Member tax distribution	11,513,233	11,551,448	38,215	99.67%
<b>Total</b>	<b>38,549,904</b>	<b>51,599,533</b>	<b>13,049,629</b>	<b>74.71%</b>

