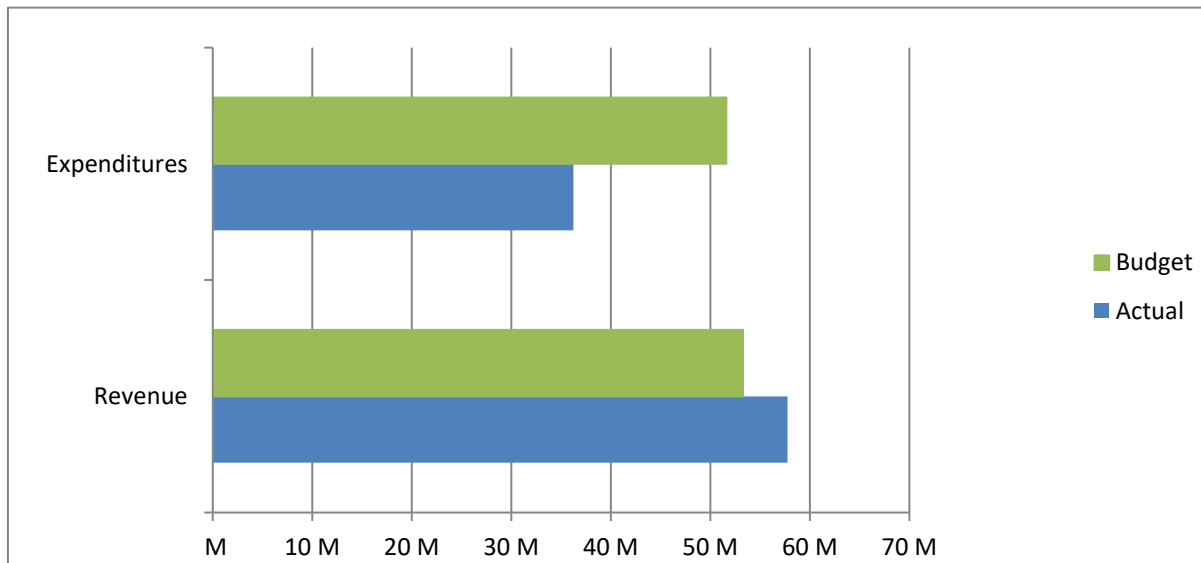


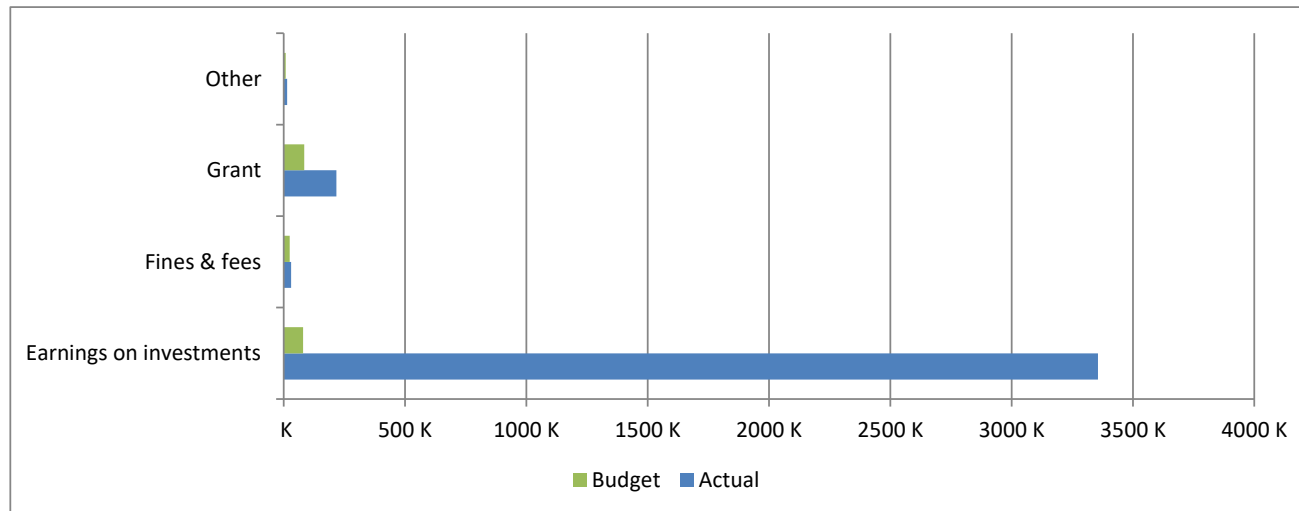
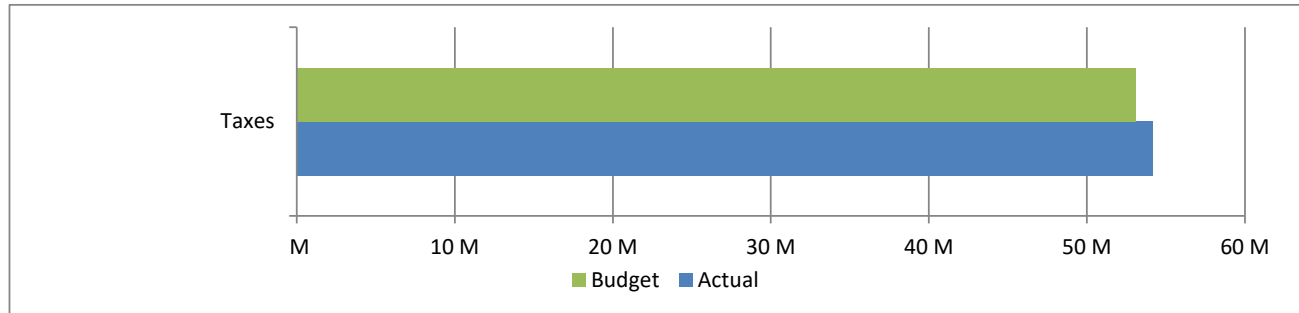
**High Plains Library District**  
**Net Income (Loss) Actual vs Budget**  
**For the Period Ended October 31, 2023**  
**83.3% of budget year elapsed**

Income (Loss)	Year To Date Actual	Annual Budget	Variance	% of Actual to Annual Budget
Revenue	57,753,910	53,276,163	4,477,747	108.40%
Expenditures	36,252,680	51,599,533	15,346,853	70.26%
Total	21,501,230	1,676,630	19,824,600	

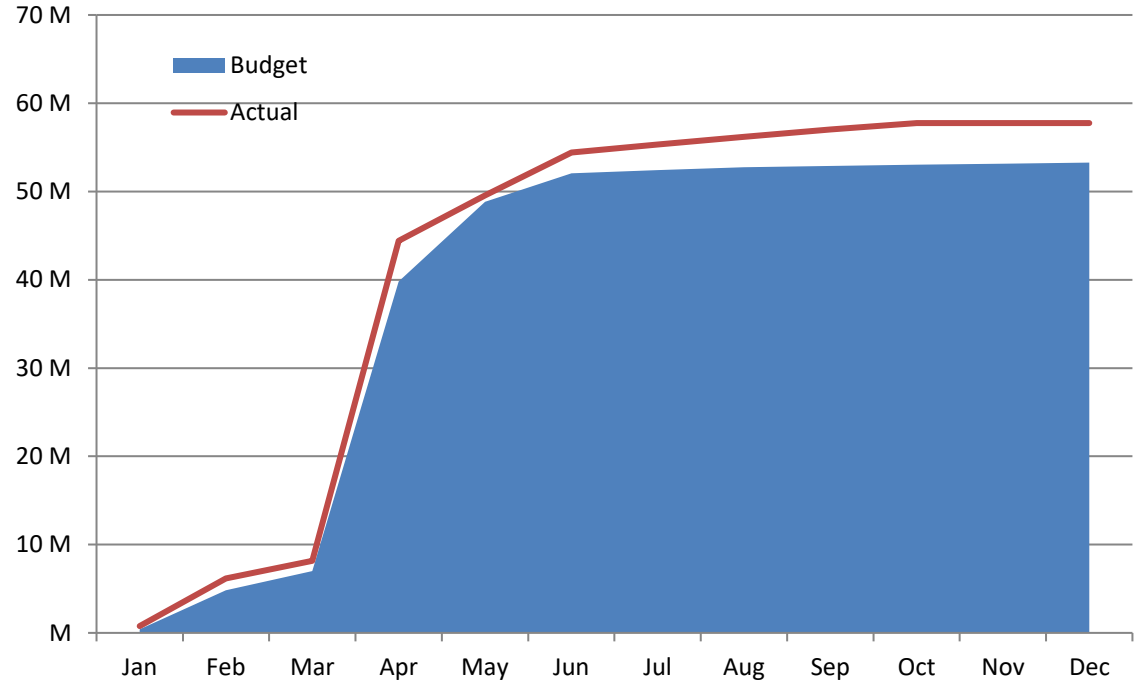


**High Plains Library District**  
**Net Income (Loss) Actual vs Budget**  
**For the Period Ended October 31, 2023**  
**83.3% of budget year elapsed**

Revenues	Year To Date Actual	Annual Budget	Variance	% of Actual to Annual Budget
Taxes	54,135,925	53,078,812	1,057,113	101.99%
Earnings on investments	3,355,664	80,000	3,275,664	4194.58%
Fines & fees	31,174	25,000	6,174	124.70%
Grant	216,896	84,351	132,545	257.14%
Other	14,251	8,000	6,251	178.14%
<b>Total</b>	<b>57,753,910</b>	<b>53,276,163</b>	<b>4,477,747</b>	<b>108.40%</b>



# Accumulated Revenues



**High Plains Library District**  
**Net Income (Loss) Actual vs Budget**  
**For the Period Ended October 31, 2023**  
**83.3% of budget year elapsed**

Expenditures	Year To Date Actual	Annual Budget	Variance	% of Actual to Annual Budget
S & W / Benefits	10,744,488	15,865,067	5,120,579	67.72%
Operations	6,145,160	7,729,706	1,584,546	79.50%
Capital outlay	7,849,799	16,453,312	8,603,513	47.71%
Debt service	-	-	-	
Member tax distribution	11,513,233	11,551,448	38,215	99.67%
<b>Total</b>	<b>36,252,680</b>	<b>51,599,533</b>	<b>15,346,853</b>	<b>70.26%</b>

