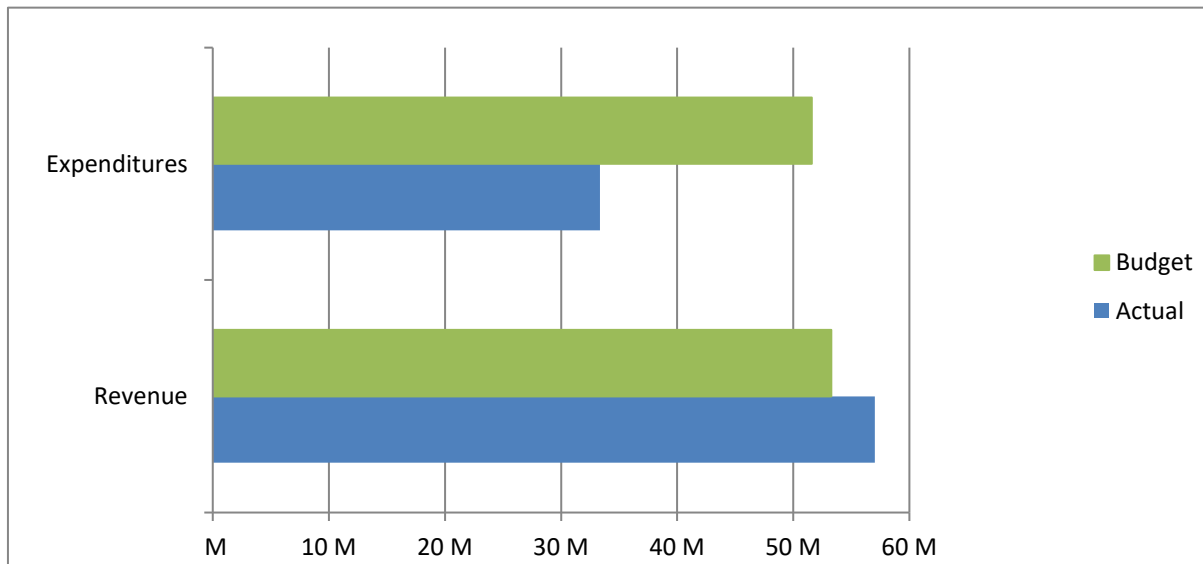


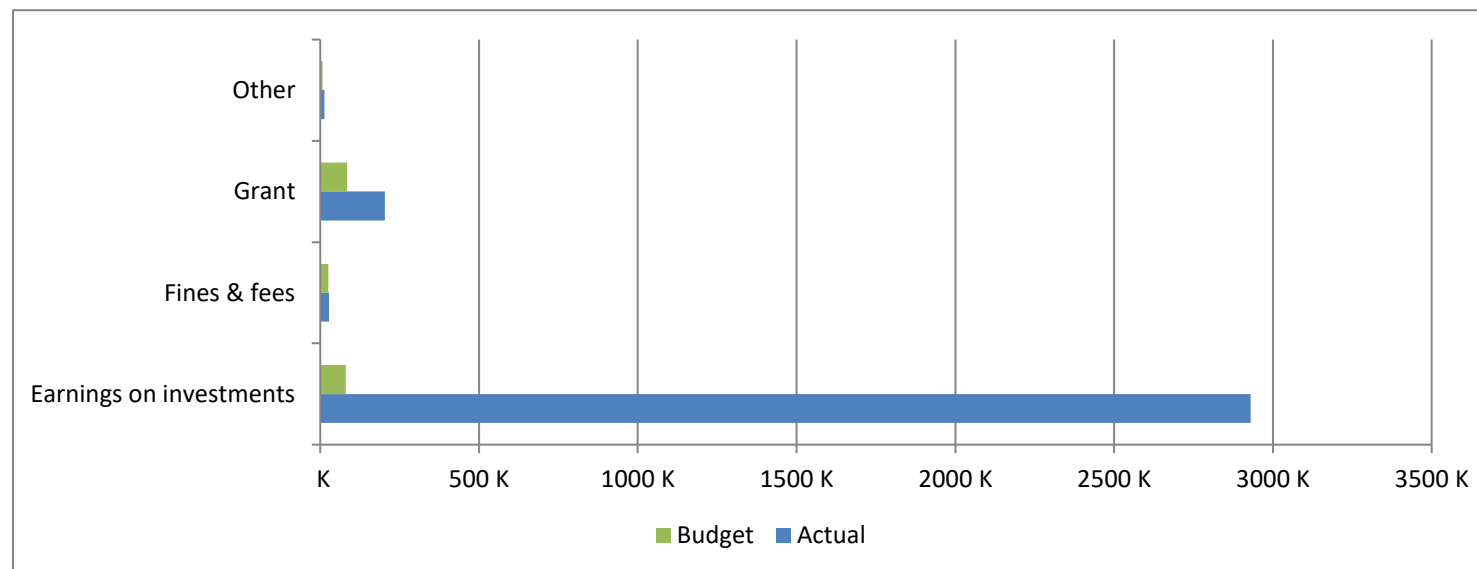
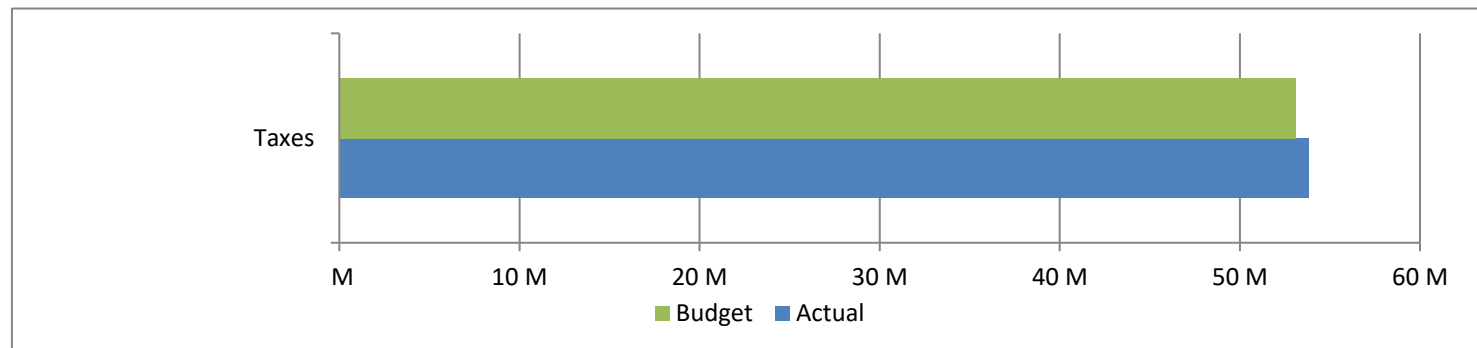
High Plains Library District
Net Income (Loss) Actual vs Budget
For the Period Ended September 30, 2023
75.0% of budget year elapsed

Income (Loss)	Year To Date Actual	Annual Budget	Variance	% of Actual to Annual Budget
Revenue	57,028,044	53,276,163	3,751,881	107.04%
Expenditures	33,349,833	51,599,533	18,249,700	64.63%
Total	23,678,211	1,676,630	22,001,581	

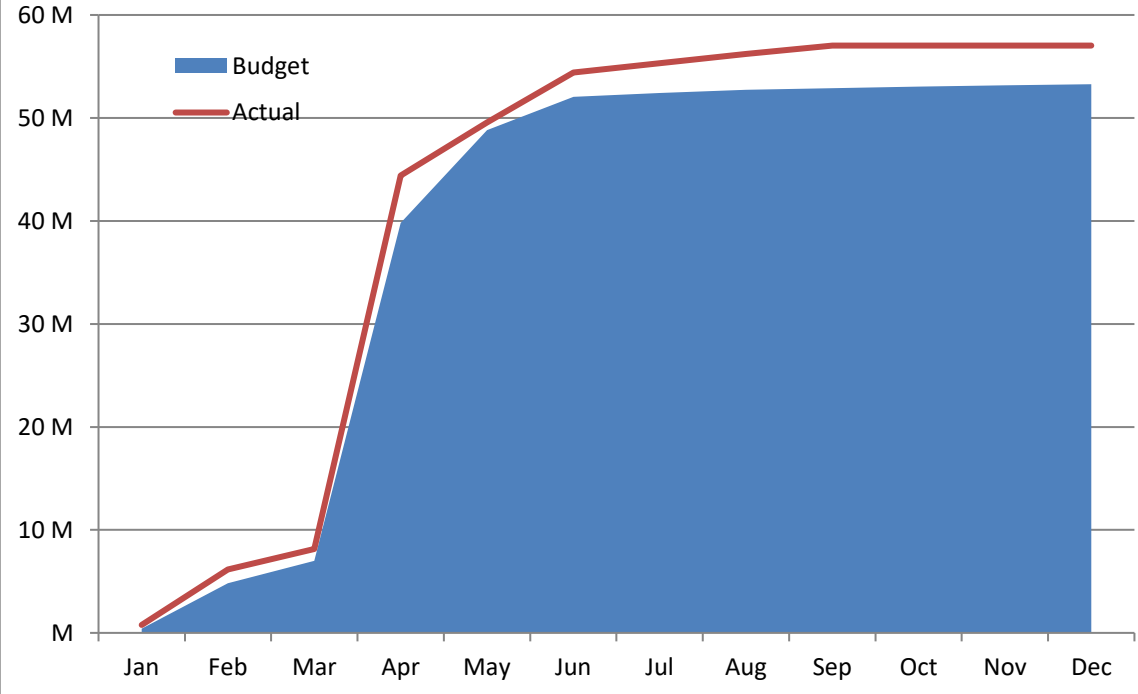


High Plains Library District
Net Income (Loss) Actual vs Budget
For the Period Ended September 30, 2023
75.0% of budget year elapsed

Revenues	Year To Date Actual	Annual Budget	Variance	% of Actual to Annual Budget
Taxes	53,854,940	53,078,812	776,128	101.46%
Earnings on investments	2,929,505	80,000	2,849,505	3661.88%
Fines & fees	27,387	25,000	2,387	109.55%
Grant	203,112	84,351	118,761	240.79%
Other	13,100	8,000	5,100	163.75%
Total	57,028,044	53,276,163	3,751,881	107.04%



Accumulated Revenues



High Plains Library District
Net Income (Loss) Actual vs Budget
For the Period Ended September 30, 2023
75.0% of budget year elapsed

Expenditures	Year To Date Actual	Annual Budget	Variance	% of Actual to Annual Budget
S & W / Benefits	9,804,594	15,865,067	6,060,473	61.80%
Operations	5,705,517	7,729,706	2,024,189	73.81%
Capital outlay	6,326,489	16,453,312	10,126,823	38.45%
Debt service	-	-	-	-
Member tax distribution	11,513,233	11,551,448	38,215	99.67%
Total	33,349,833	51,599,533	18,249,700	64.63%

