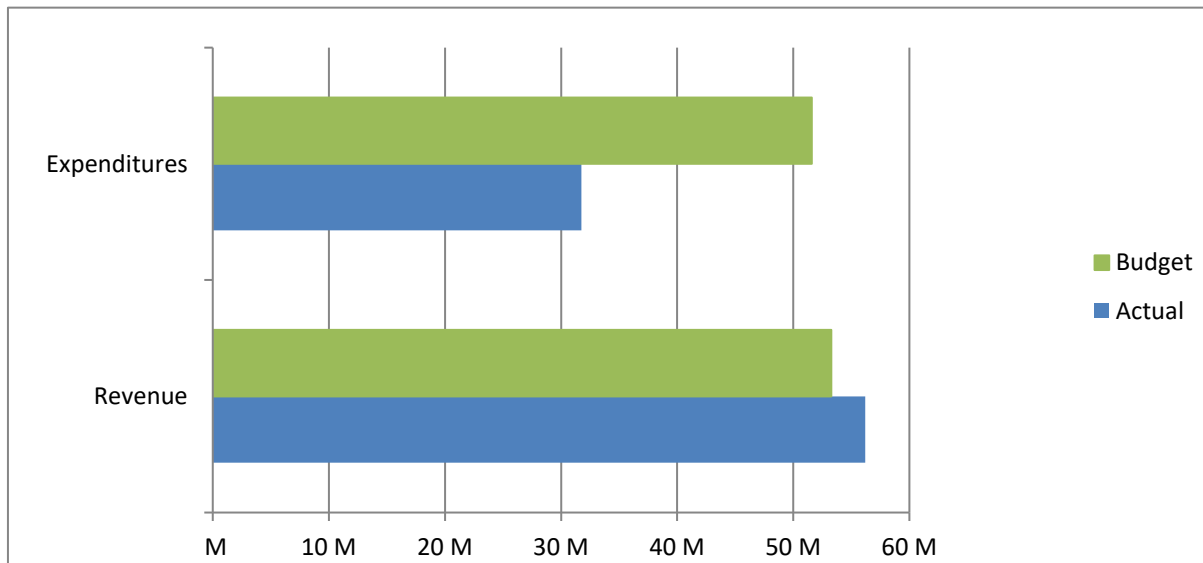


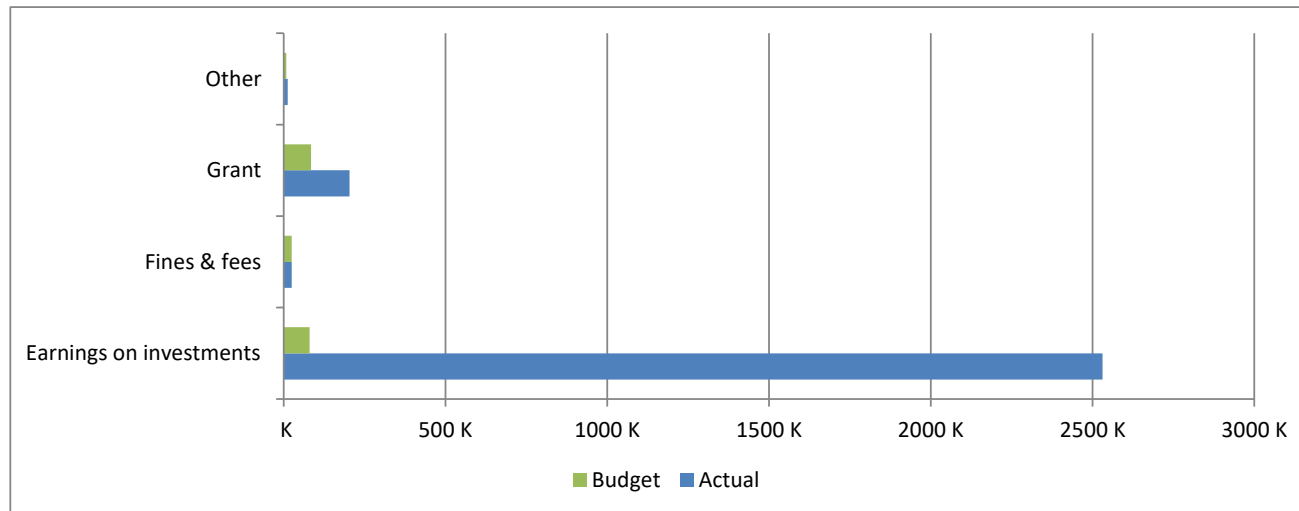
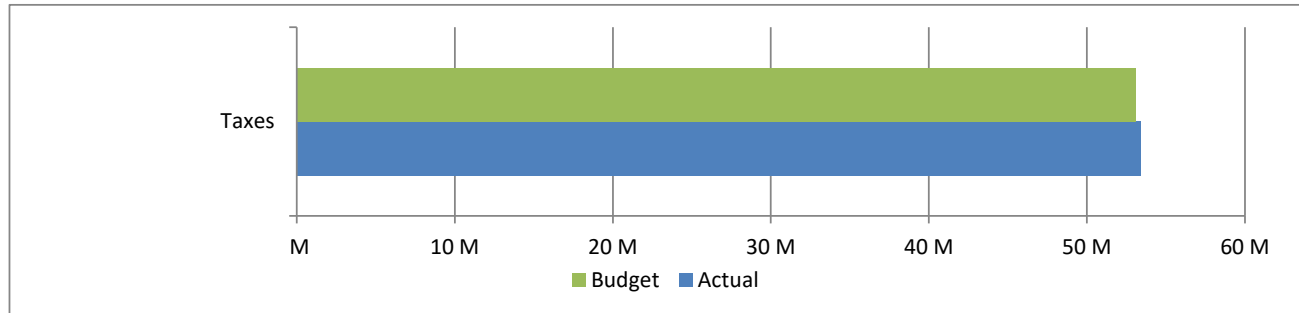
High Plains Library District
Net Income (Loss) Actual vs Budget
For the Period Ended August 31, 2023
66.7% of budget year elapsed

Income (Loss)	Year To Date Actual	Annual Budget	Variance	% of Actual to Annual Budget
Revenue	56,205,933	53,276,163	2,929,770	105.50%
Expenditures	31,745,295	51,599,533	19,854,238	61.52%
Total	24,460,638	1,676,630	22,784,008	

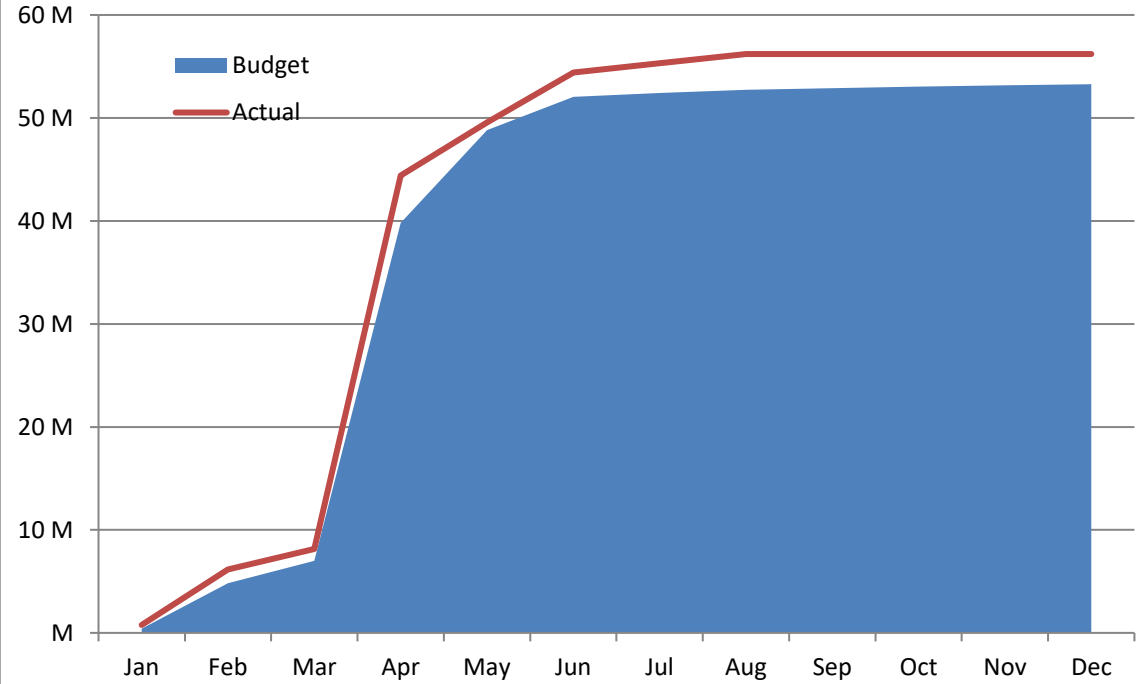


High Plains Library District
Net Income (Loss) Actual vs Budget
For the Period Ended August 31, 2023
66.7% of budget year elapsed

Revenues	Year To Date Actual	Annual Budget	Variance	% of Actual to Annual Budget
Taxes	53,435,722	53,078,812	356,910	100.67%
Earnings on investments	2,530,540	80,000	2,450,540	3163.18%
Fines & fees	24,300	25,000	(700)	97.20%
Grant	203,112	84,351	118,761	240.79%
Other	12,259	8,000	4,259	153.24%
Total	56,205,933	53,276,163	2,929,770	105.50%



Accumulated Revenues



High Plains Library District
Net Income (Loss) Actual vs Budget
For the Period Ended August 31, 2023
66.7% of budget year elapsed

Expenditures	Year To Date Actual	Annual Budget	Variance	% of Actual to Annual Budget
S & W / Benefits	8,751,559	15,865,067	7,113,508	55.16%
Operations	5,273,364	7,729,706	2,456,342	68.22%
Capital outlay	6,207,139	16,453,312	10,246,173	37.73%
Debt service	-	-	-	
Member tax distribution	11,513,233	11,551,448	38,215	99.67%
Total	31,745,295	51,599,533	19,854,238	61.52%

