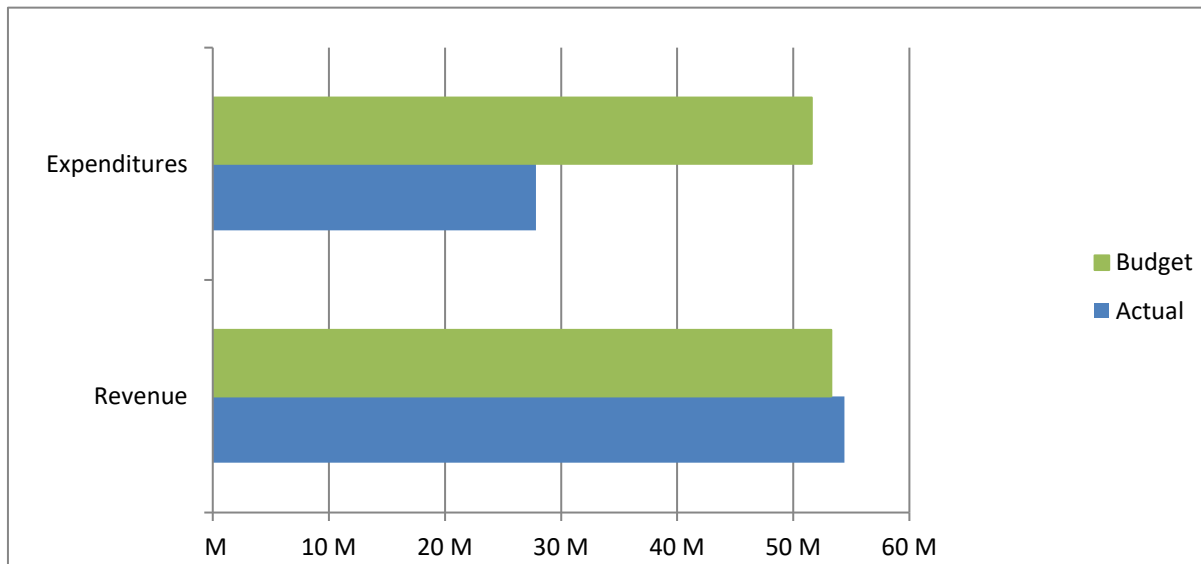


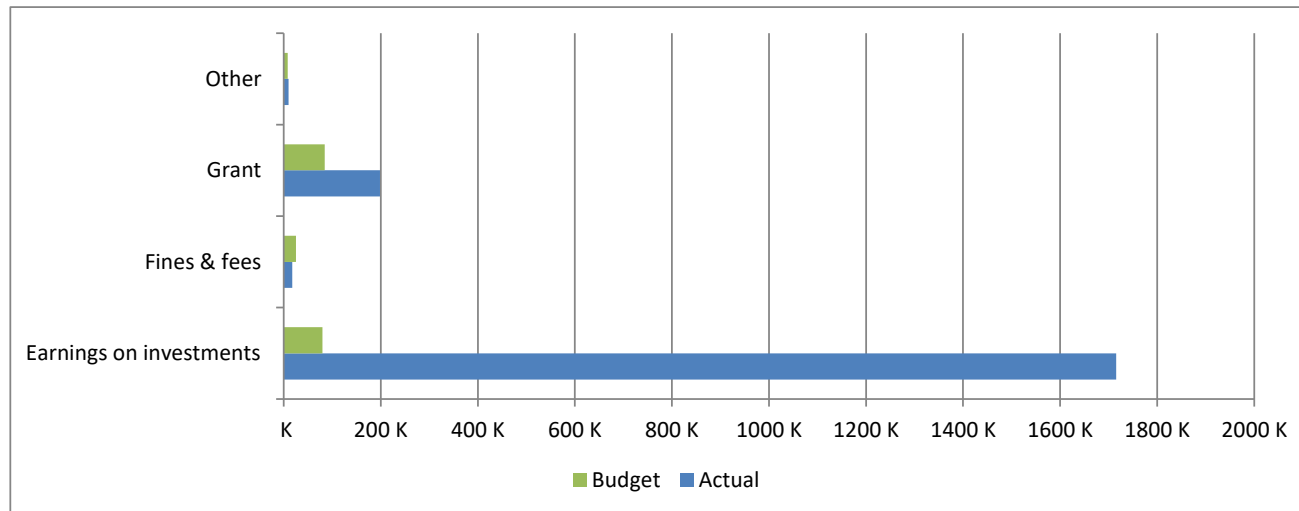
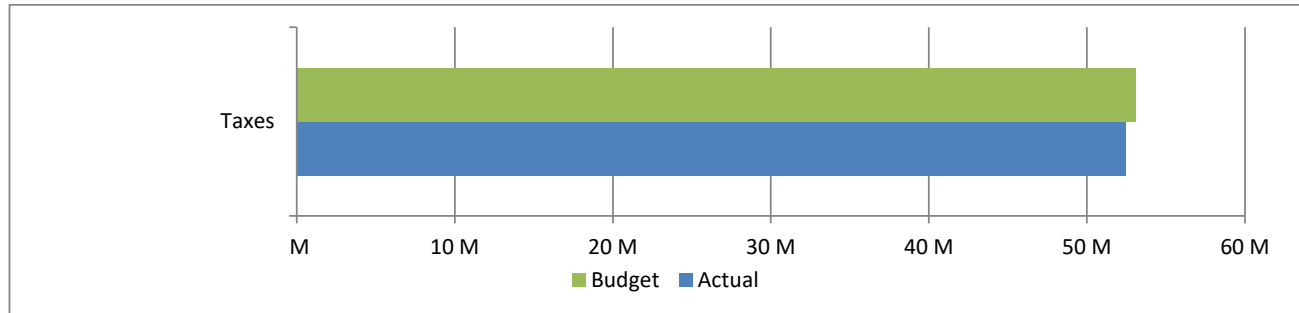
High Plains Library District
Net Income (Loss) Actual vs Budget
For the Period Ended June 30, 2023
50.0% of budget year elapsed

Income (Loss)	Year To Date Actual	Annual Budget	Variance	% of Actual to Annual Budget
Revenue	54,402,225	53,276,163	1,126,062	102.11%
Expenditures	27,828,352	51,599,533	23,771,181	53.93%
Total	26,573,873	1,676,630	24,897,243	

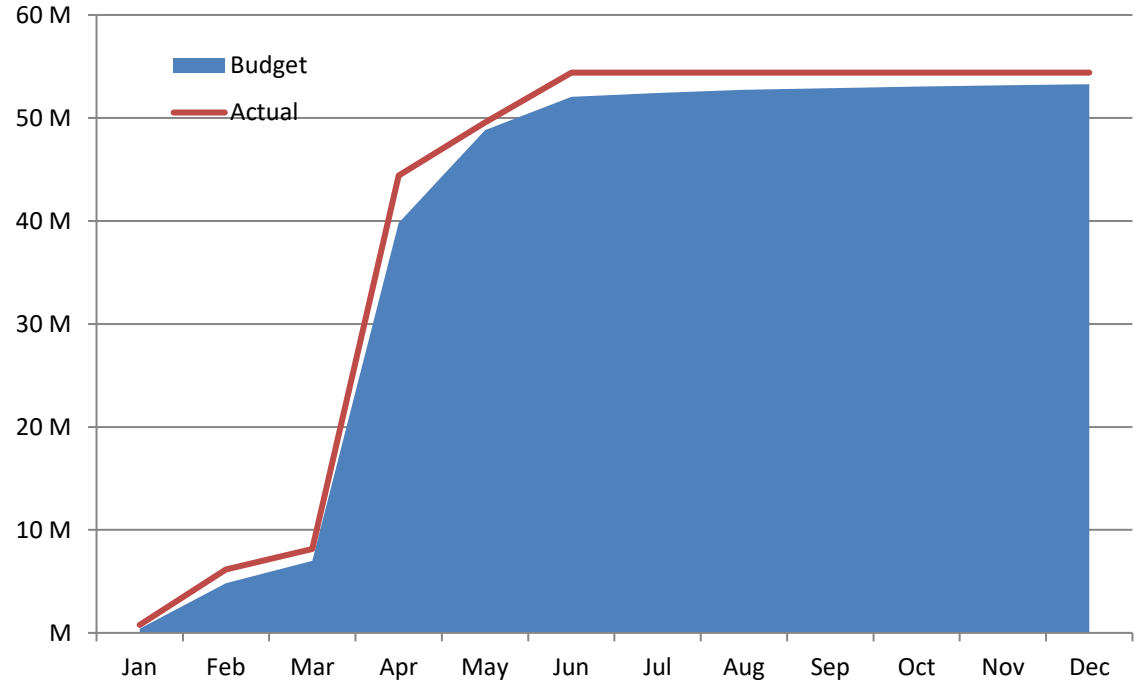


High Plains Library District
Net Income (Loss) Actual vs Budget
For the Period Ended June 30, 2023
50.0% of budget year elapsed

Revenues	Year To Date Actual	Annual Budget	Variance	% of Actual to Annual Budget
Taxes	52,460,719	53,078,812	(618,093)	98.84%
Earnings on investments	1,715,532	80,000	1,635,532	2144.42%
Fines & fees	17,419	25,000	(7,581)	69.68%
Grant	198,661	84,351	114,310	235.52%
Other	9,894	8,000	1,894	123.68%
Total	54,402,225	53,276,163	1,126,062	102.11%



Accumulated Revenues



High Plains Library District
Net Income (Loss) Actual vs Budget
For the Period Ended June 30, 2023
50.0% of budget year elapsed

Expenditures	Year To Date Actual	Annual Budget	Variance	% of Actual to Annual Budget
S & W / Benefits	6,515,753	15,865,067	9,349,314	41.07%
Operations	4,083,085	7,729,706	3,646,621	52.82%
Capital outlay	5,716,281	16,453,312	10,737,031	34.74%
Debt service	-	-	-	
Member tax distribution	11,513,233	11,551,448	38,215	99.67%
Total	27,828,352	51,599,533	23,771,181	53.93%

