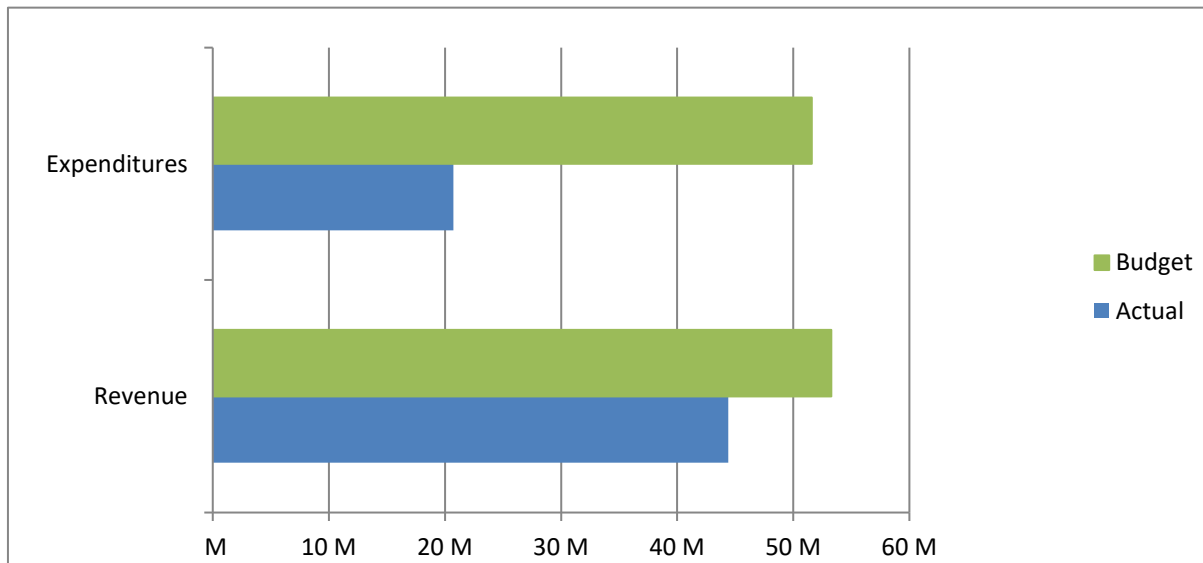


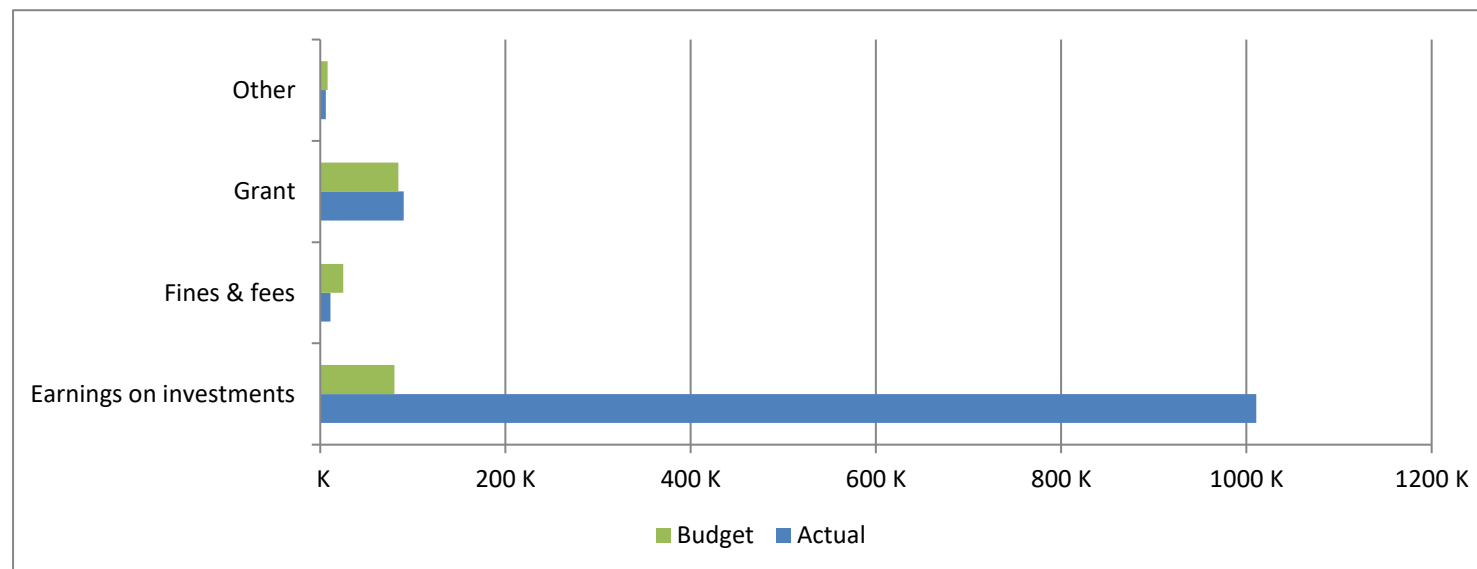
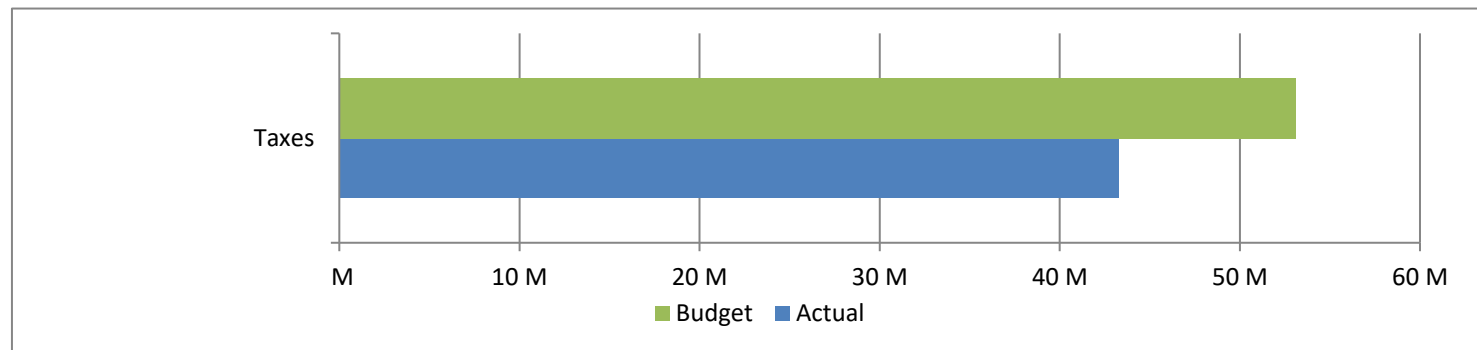
**High Plains Library District**  
**Net Income (Loss) Actual vs Budget**  
**For the Period Ended April 30, 2023**  
**33.3% of budget year elapsed**

Income (Loss)	Year To Date Actual	Annual Budget	Variance	% of Actual to Annual Budget
Revenue	44,400,105	53,276,163	(8,876,058)	83.34%
Expenditures	20,737,784	51,599,533	30,861,749	40.19%
Total	23,662,321	1,676,630	21,985,691	

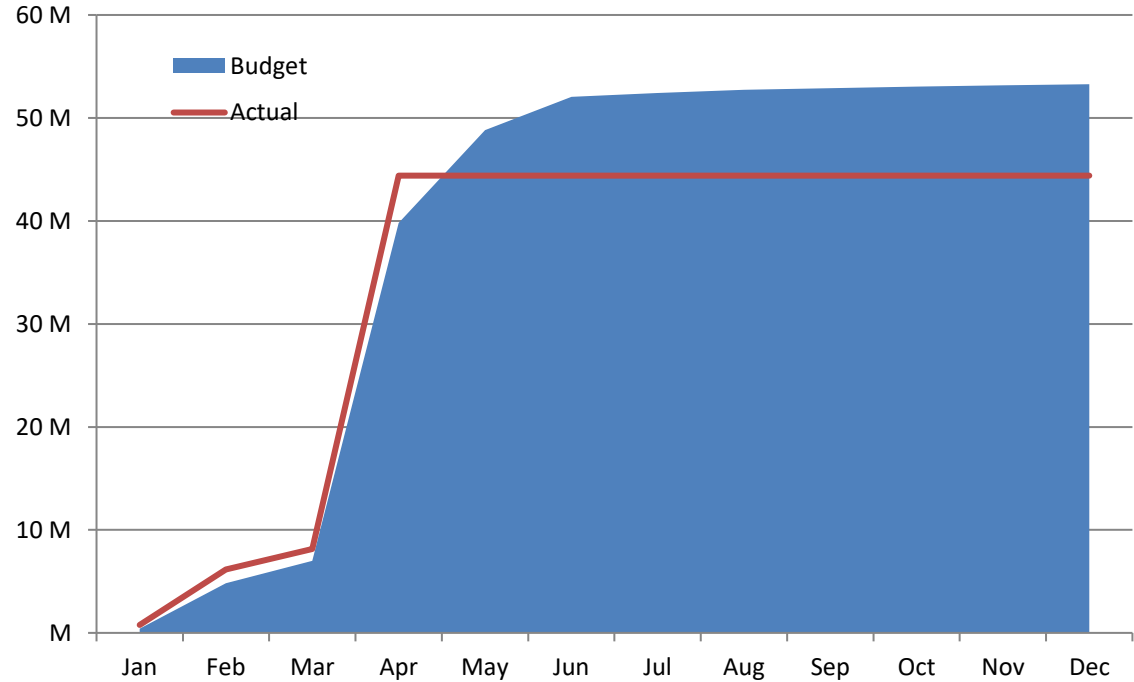


**High Plains Library District**  
**Net Income (Loss) Actual vs Budget**  
**For the Period Ended April 30, 2023**  
**33.3% of budget year elapsed**

Revenues	Year To Date Actual	Annual Budget	Variance	% of Actual to Annual Budget
Taxes	43,282,211	53,078,812	(9,796,601)	81.54%
Earnings on investments	1,010,641	80,000	930,641	1263.30%
Fines & fees	10,984	25,000	(14,016)	43.94%
Grant	90,061	84,351	5,710	106.77%
Other	6,208	8,000	(1,792)	77.60%
<b>Total</b>	<b>44,400,105</b>	<b>53,276,163</b>	<b>(8,876,058)</b>	<b>83.34%</b>



# Accumulated Revenues



**High Plains Library District  
 Net Income (Loss) Actual vs Budget  
 For the Period Ended April 30, 2023  
 33.3% of budget year elapsed**

Expenditures	Year To Date Actual	Annual Budget	Variance	% of Actual to Annual Budget
S & W / Benefits	4,059,582	15,865,067	11,805,485	25.59%
Operations	2,972,019	7,729,706	4,757,687	38.45%
Capital outlay	4,057,009	16,453,312	12,396,303	24.66%
Debt service	-	-	-	
Member tax distribution	9,649,174	11,551,448	1,902,274	83.53%
<b>Total</b>	<b>20,737,784</b>	<b>51,599,533</b>	<b>30,861,749</b>	<b>40.19%</b>

