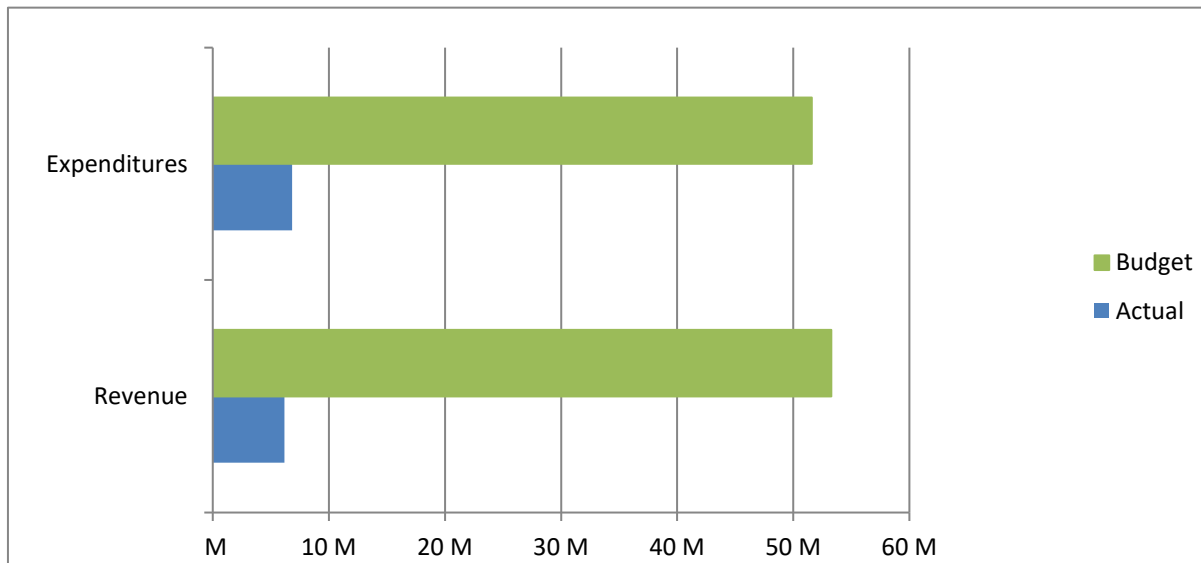


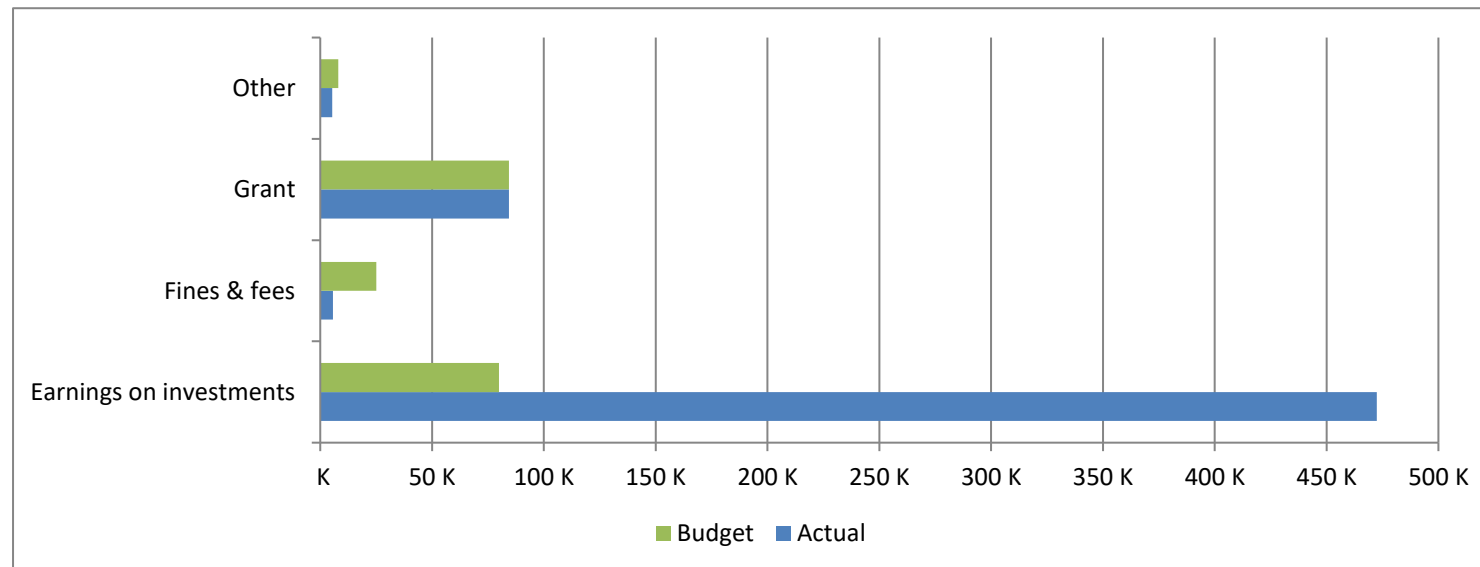
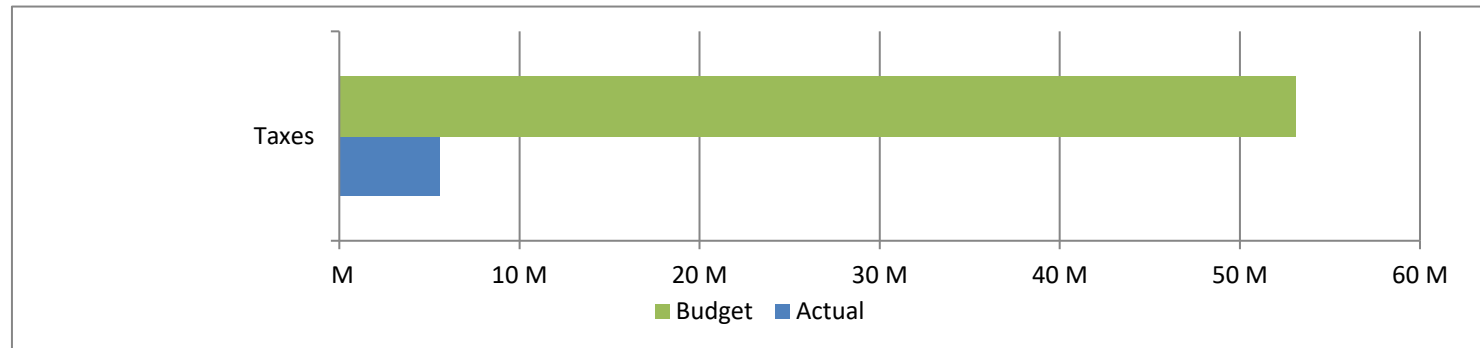
High Plains Library District
Net Income (Loss) Actual vs Budget
For the Period Ended February 28, 2023
16.7% of budget year elapsed

Income (Loss)	Year To Date Actual	Annual Budget	Variance	% of Actual to Annual Budget
Revenue	6,171,401	53,276,163	(47,104,762)	11.58%
Expenditures	6,831,690	51,599,533	44,767,843	13.24%
Total	(660,289)	1,676,630	(2,336,919)	

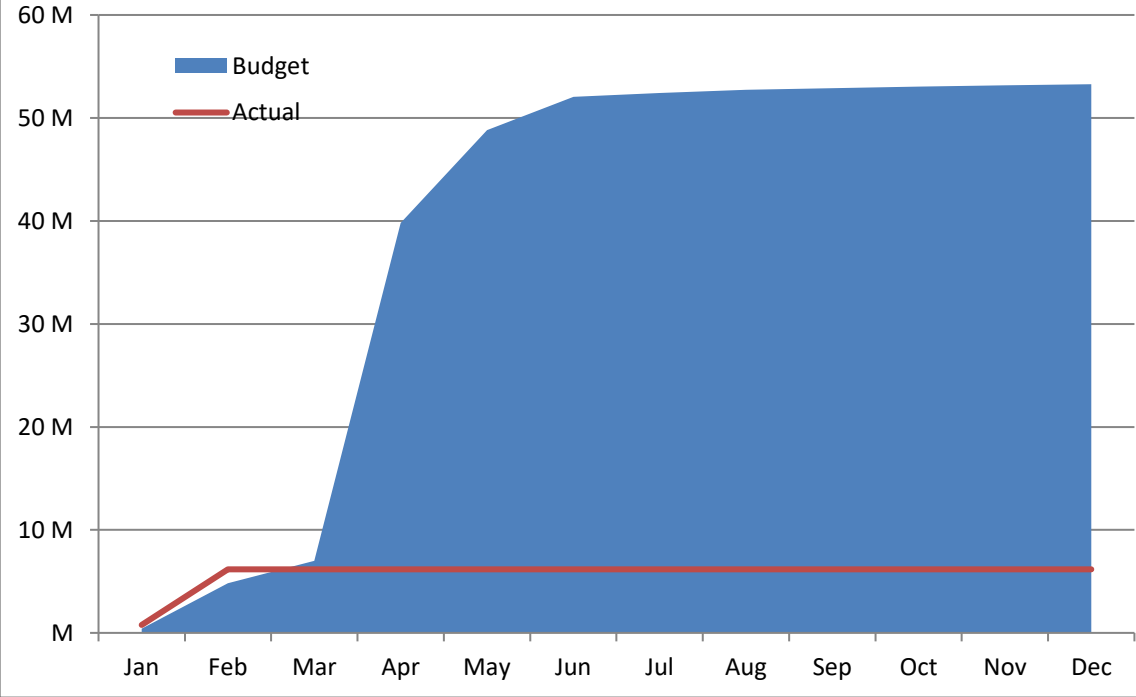


High Plains Library District
Net Income (Loss) Actual vs Budget
For the Period Ended February 28, 2023
16.7% of budget year elapsed

Revenues	Year To Date Actual	Annual Budget	Variance	% of Actual to Annual Budget
Taxes	5,603,641	53,078,812	(47,475,171)	10.56%
Earnings on investments	472,459	80,000	392,459	590.57%
Fines & fees	5,619	25,000	(19,381)	22.48%
Grant	84,351	84,351	-	100.00%
Other	5,331	8,000	(2,669)	66.64%
Total	6,171,401	53,276,163	(47,104,762)	11.58%



Accumulated Revenues



High Plains Library District
Net Income (Loss) Actual vs Budget
For the Period Ended February 28, 2023
16.7% of budget year elapsed

Expenditures	Year To Date Actual	Annual Budget	Variance	% of Actual to Annual Budget
S & W / Benefits	2,066,544	15,865,067	13,798,523	13.03%
Operations	1,283,805	7,729,706	6,445,901	16.61%
Capital outlay	2,321,485	16,453,312	14,131,827	14.11%
Debt service	-	-	-	
Member tax distribution	1,159,856	11,551,448	10,391,592	10.04%
Total	6,831,690	51,599,533	44,767,843	13.24%

