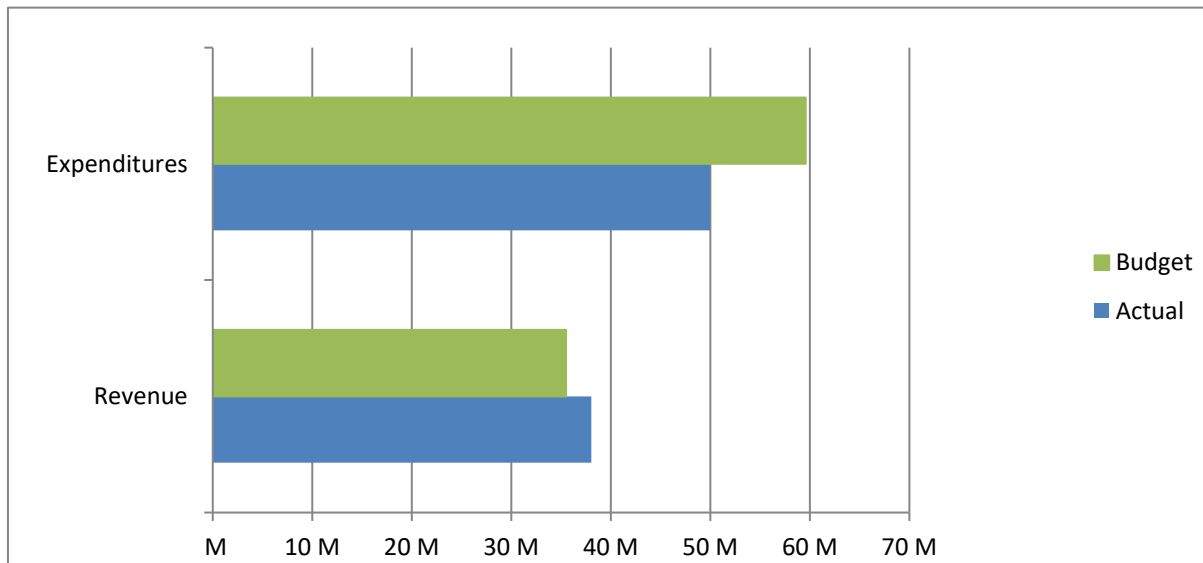


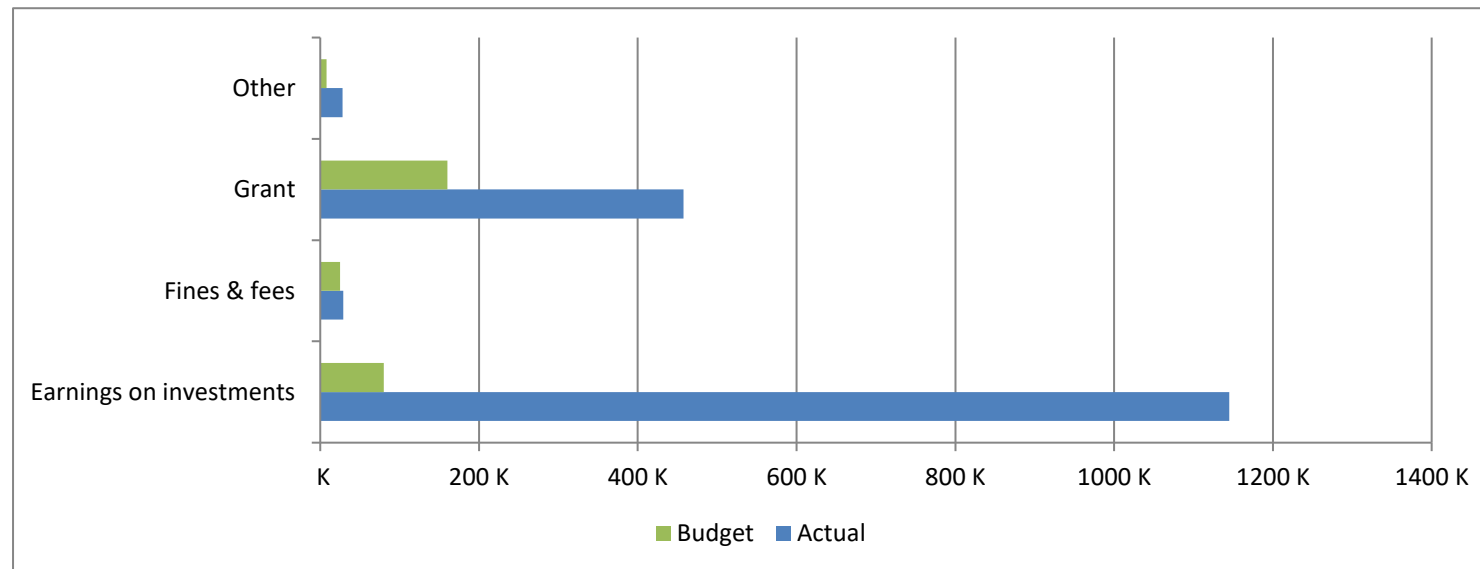
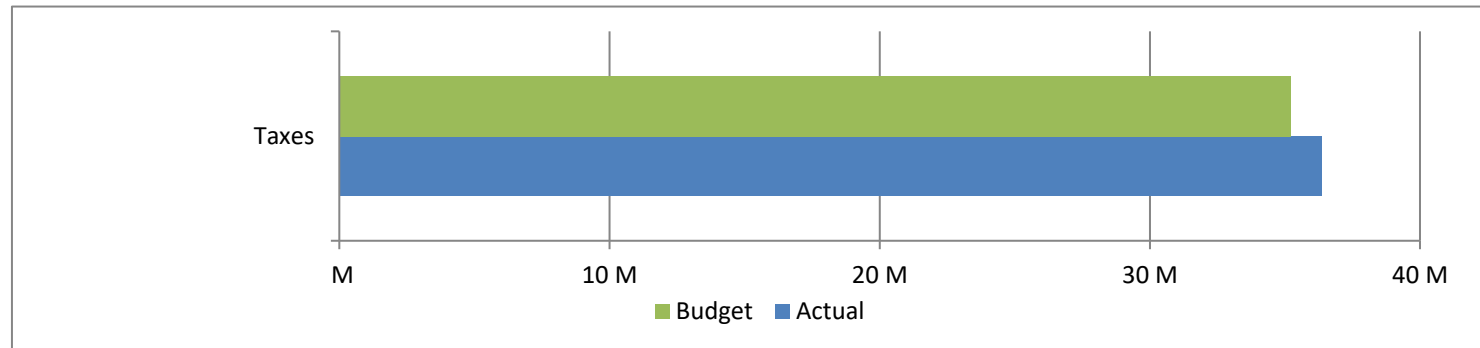
**High Plains Library District**  
**Net Income (Loss) Actual vs Budget**  
**For the Period Ended December 31, 2022**  
**100.0% of budget year elapsed**

Income (Loss)	Year To Date Actual	Annual Budget	Variance	% of Actual to Annual Budget
Revenue	38,027,741	35,505,300	2,522,441	107.10%
Expenditures	49,972,041	59,566,876	9,594,835	83.89%
<b>Total</b>	<b>(11,944,300)</b>	<b>(24,061,576)</b>	<b>12,117,276</b>	

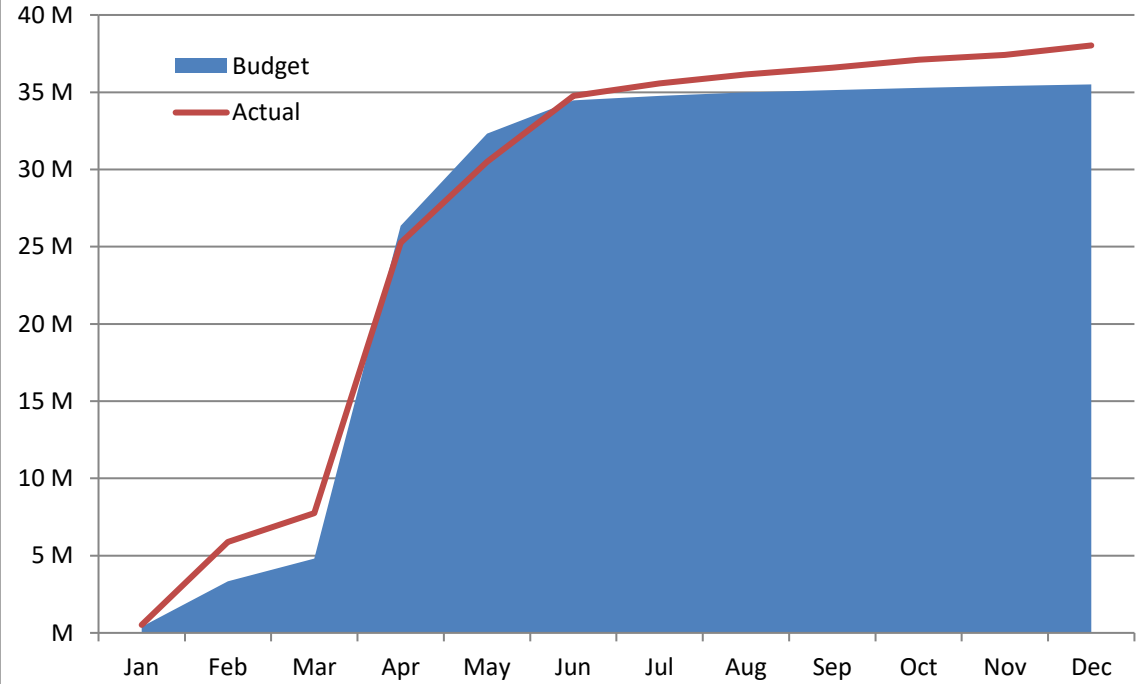


**High Plains Library District**  
**Net Income (Loss) Actual vs Budget**  
**For the Period Ended December 31, 2022**  
**100.0% of budget year elapsed**

Revenues	Year To Date Actual	Annual Budget	Variance	% of Actual to Annual Budget
Taxes	36,367,575	35,232,044	1,135,531	103.22%
Earnings on investments	1,145,248	80,000	1,065,248	1431.56%
Fines & fees	29,177	25,000	4,177	116.71%
Grant	457,525	160,256	297,269	285.50%
Other	28,216	8,000	20,216	352.70%
<b>Total</b>	<b>38,027,741</b>	<b>35,505,300</b>	<b>2,522,441</b>	<b>107.10%</b>



# Accumulated Revenues



**High Plains Library District**  
**Net Income (Loss) Actual vs Budget**  
**For the Period Ended December 31, 2022**  
**100.0% of budget year elapsed**

Expenditures	Year To Date Actual	Annual Budget	Variance	% of Actual to Annual Budget
S & W / Benefits	11,640,414	12,980,571	1,340,157	89.68%
Operations	6,400,105	6,930,812	530,707	92.34%
Capital outlay	24,471,542	32,211,024	7,739,482	75.97%
Debt service	-	-	-	
Member tax distribution	7,459,980	7,444,469	(15,511)	100.21%
<b>Total</b>	<b>49,972,041</b>	<b>59,566,876</b>	<b>9,594,835</b>	<b>83.89%</b>

