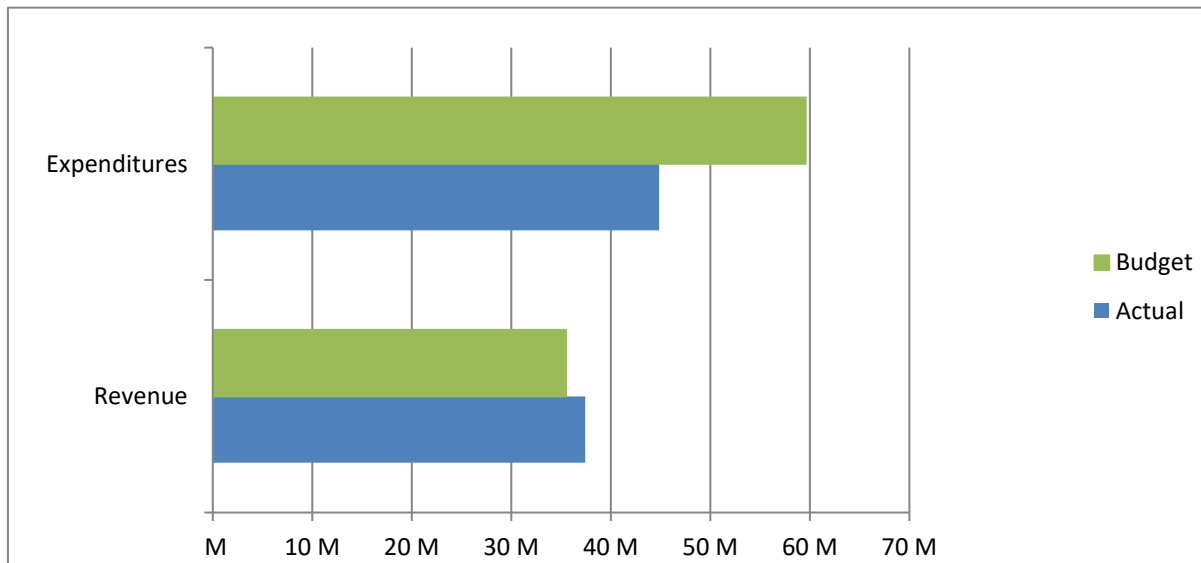


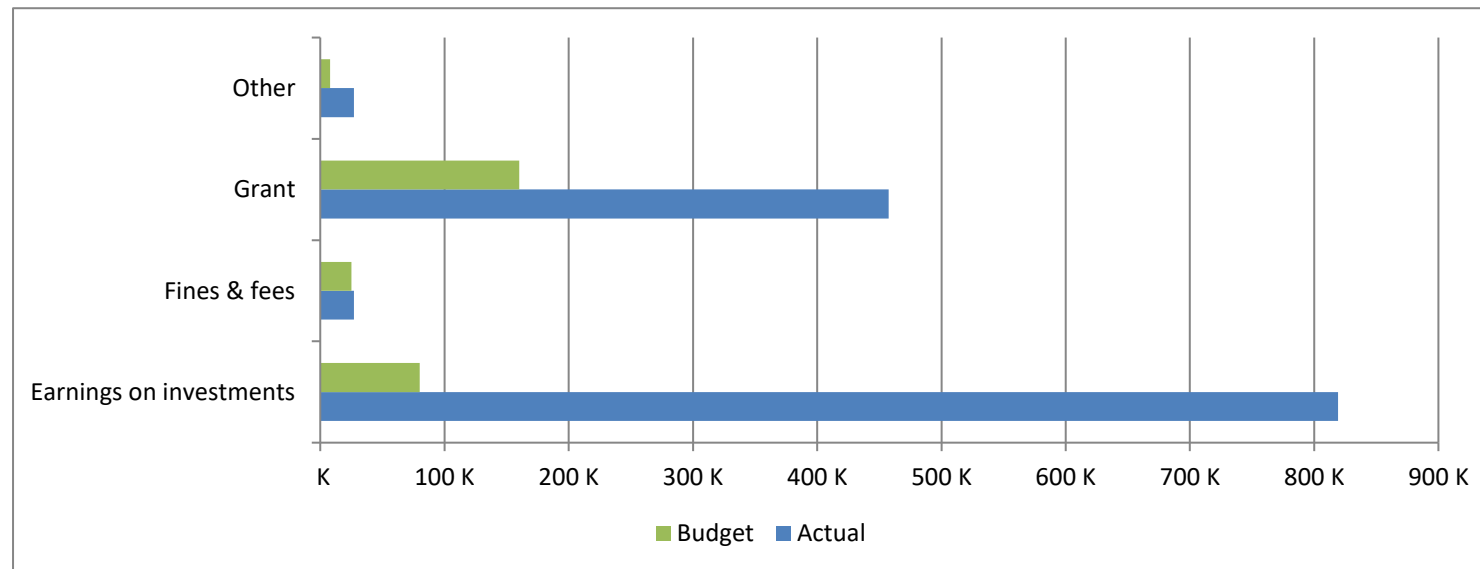
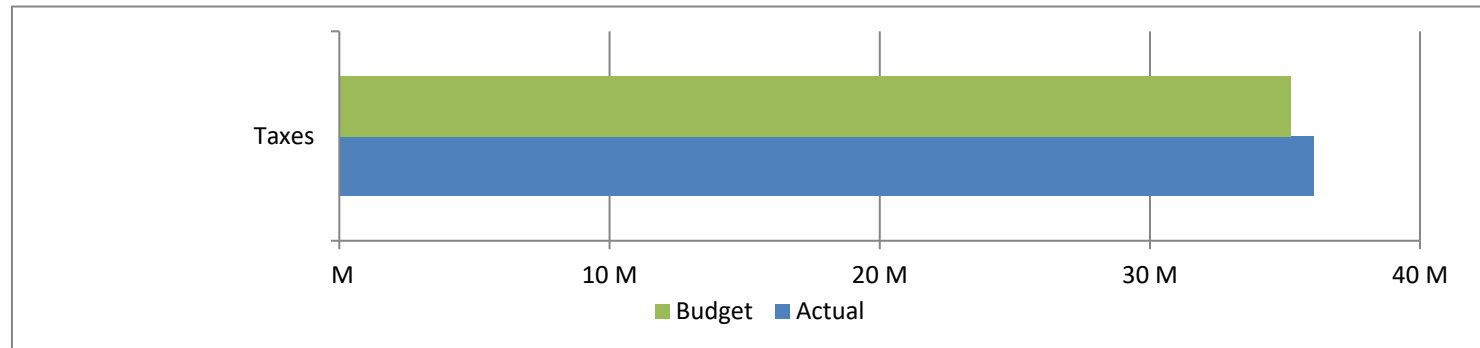
High Plains Library District
Net Income (Loss) Actual vs Budget
For the Period Ended November 30, 2022
91.7% of budget year elapsed

Income (Loss)	Year To Date Actual	Annual Budget	Variance	% of Actual to Annual Budget
Revenue	37,413,076	35,505,300	1,907,776	105.37%
Expenditures	44,859,058	59,566,876	14,707,818	75.31%
Total	<u>(7,445,982)</u>	<u>(24,061,576)</u>	<u>16,615,594</u>	

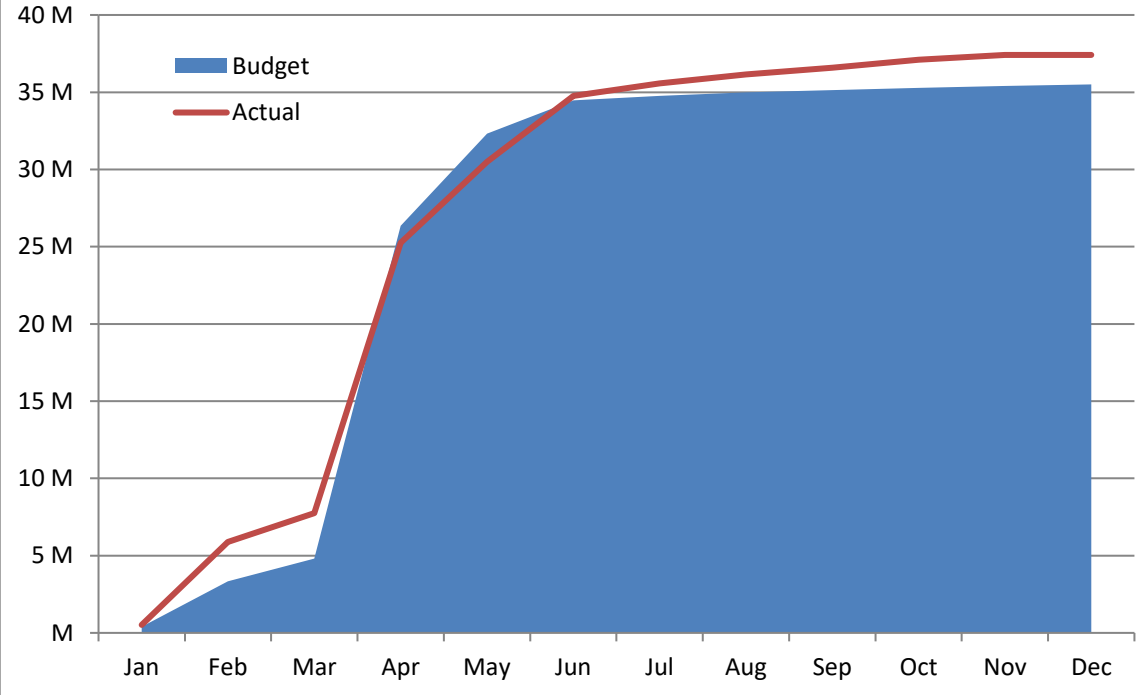


High Plains Library District
Net Income (Loss) Actual vs Budget
For the Period Ended November 30, 2022
91.7% of budget year elapsed

Revenues	Year To Date Actual	Annual Budget	Variance	% of Actual to Annual Budget
Taxes	36,082,161	35,232,044	850,117	102.41%
Earnings on investments	819,206	80,000	739,206	1024.01%
Fines & fees	27,173	25,000	2,173	108.69%
Grant	457,555	160,256	297,299	285.52%
Other	26,981	8,000	18,981	337.26%
Total	37,413,076	35,505,300	1,907,776	105.37%



Accumulated Revenues



**High Plains Library District
 Net Income (Loss) Actual vs Budget
 For the Period Ended November 30, 2022
 91.7% of budget year elapsed**

Expenditures	Year To Date Actual	Annual Budget	Variance	% of Actual to Annual Budget
S & W / Benefits	10,187,960	12,980,571	2,792,611	78.49%
Operations	5,995,203	6,930,812	935,609	86.50%
Capital outlay	21,234,906	32,211,024	10,976,118	65.92%
Debt service	-	-	-	
Member tax distribution	7,440,989	7,444,469	3,480	99.95%
Total	44,859,058	59,566,876	14,707,818	75.31%

