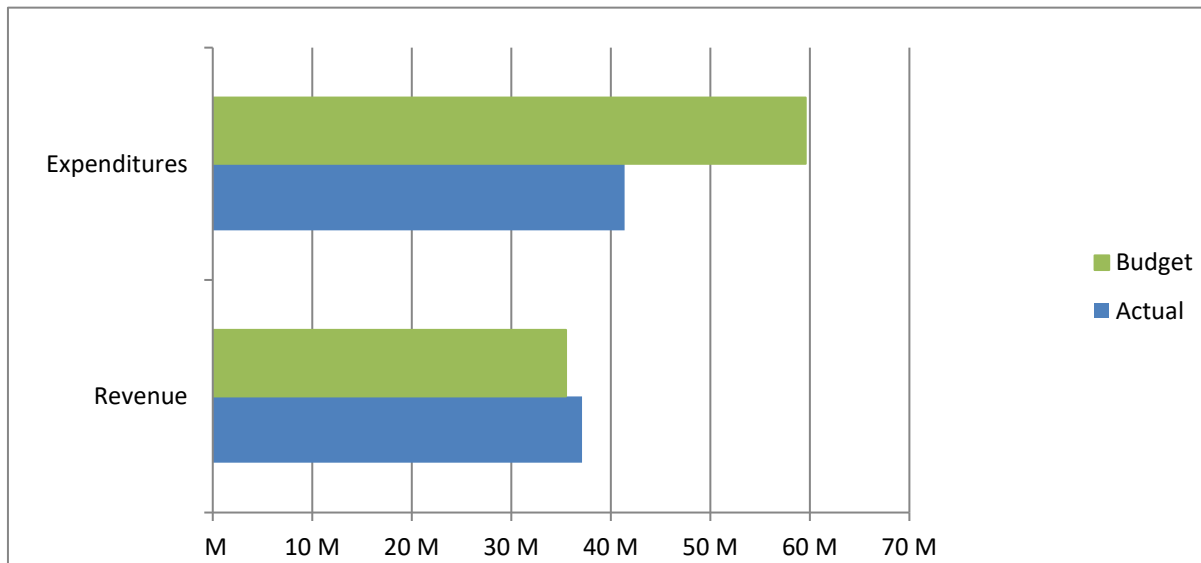


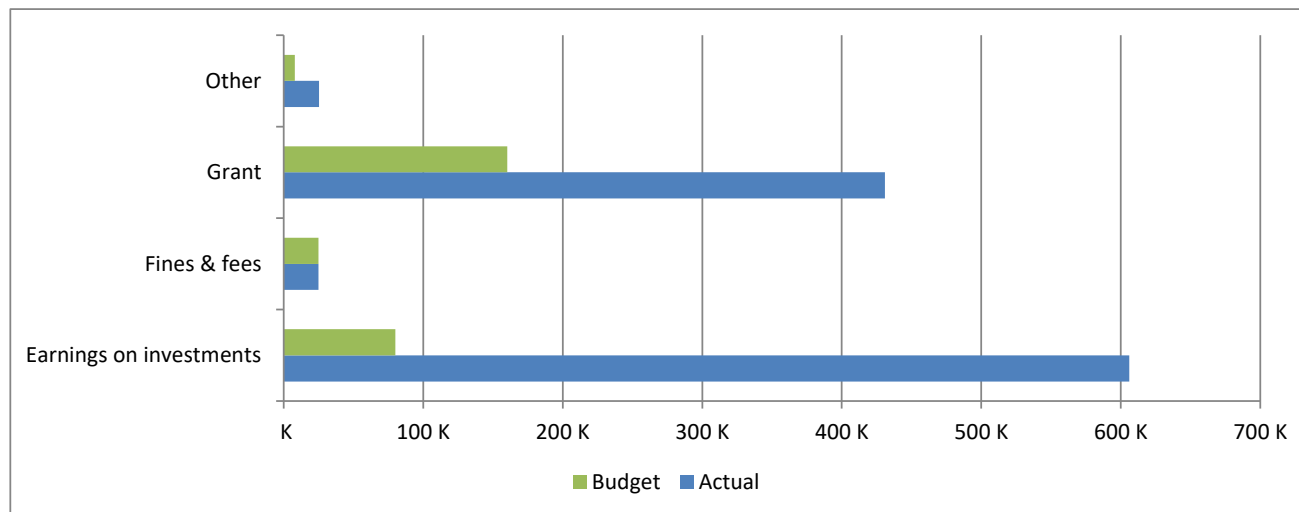
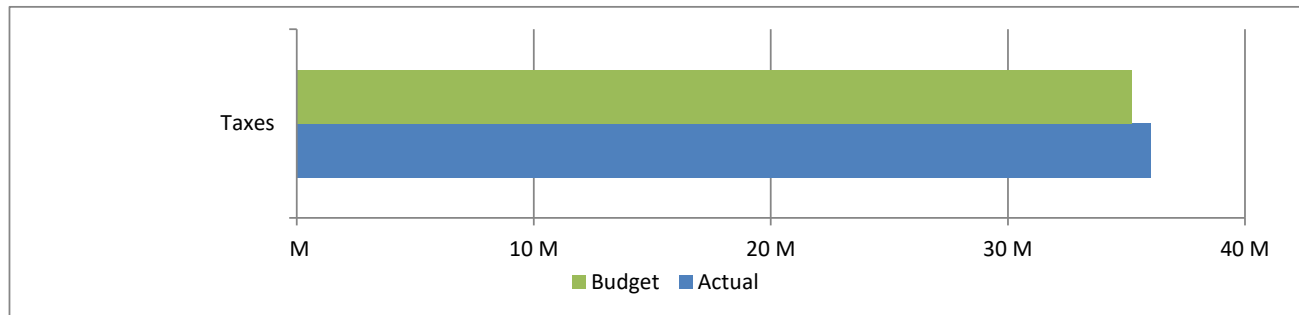
High Plains Library District
Net Income (Loss) Actual vs Budget
For the Period Ended October 31, 2022
83.3% of budget year elapsed

Income (Loss)	Year To Date Actual	Annual Budget	Variance	% of Actual to Annual Budget
Revenue	37,111,737	35,505,300	1,606,437	104.52%
Expenditures	41,376,485	59,566,876	18,190,391	69.46%
Total	<u>(4,264,748)</u>	<u>(24,061,576)</u>	<u>19,796,828</u>	

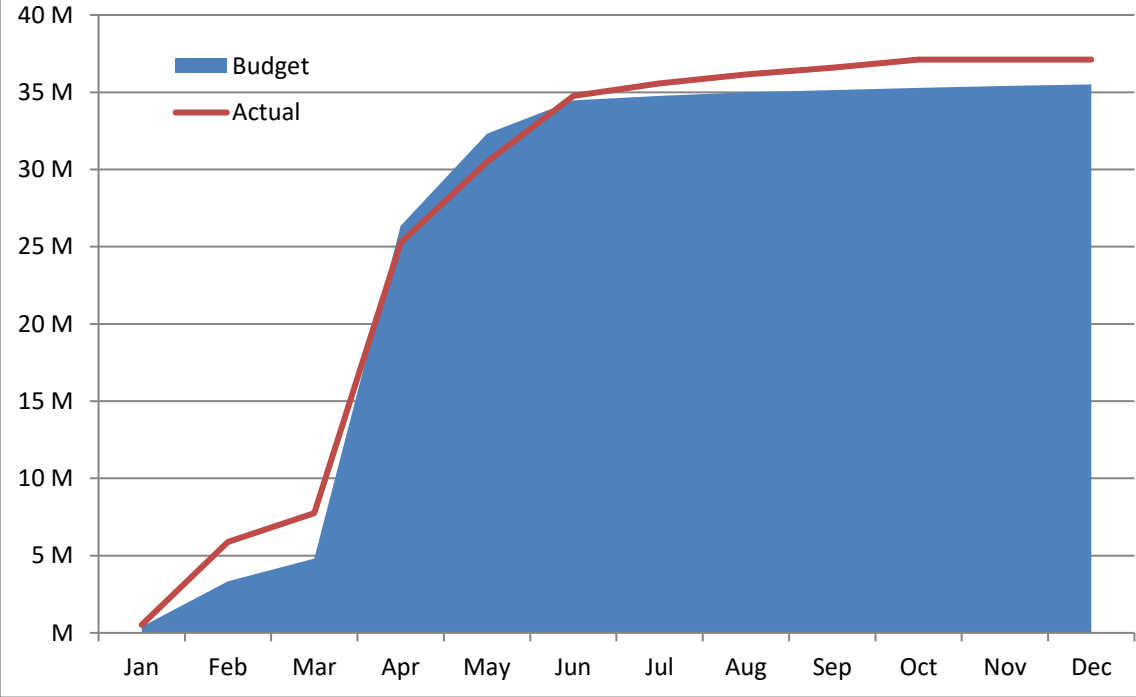


High Plains Library District
Net Income (Loss) Actual vs Budget
For the Period Ended October 31, 2022
83.3% of budget year elapsed

Revenues	Year To Date Actual	Annual Budget	Variance	% of Actual to Annual Budget
Taxes	36,024,372	35,232,044	792,328	102.25%
Earnings on investments	606,108	80,000	526,108	757.64%
Fines & fees	24,937	25,000	(63)	99.75%
Grant	430,915	160,256	270,659	268.89%
Other	25,405	8,000	17,405	317.56%
Total	37,111,737	35,505,300	1,606,437	104.52%



Accumulated Revenues



High Plains Library District
Net Income (Loss) Actual vs Budget
For the Period Ended October 31, 2022
83.3% of budget year elapsed

Expenditures	Year To Date Actual	Annual Budget	Variance	% of Actual to Annual Budget
S & W / Benefits	9,300,389	12,980,571	3,680,182	71.65%
Operations	5,541,059	6,930,812	1,389,753	79.95%
Capital outlay	19,122,048	32,211,024	13,088,976	59.36%
Debt service	-	-	-	
Member tax distribution	7,412,989	7,444,469	31,480	99.58%
Total	41,376,485	59,566,876	18,190,391	69.46%

