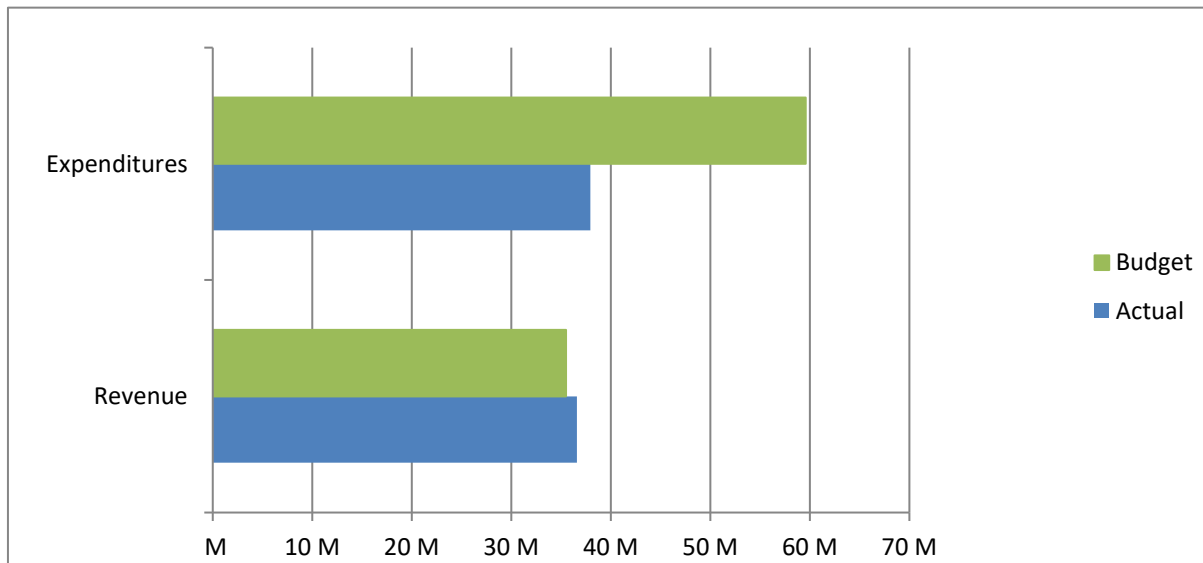


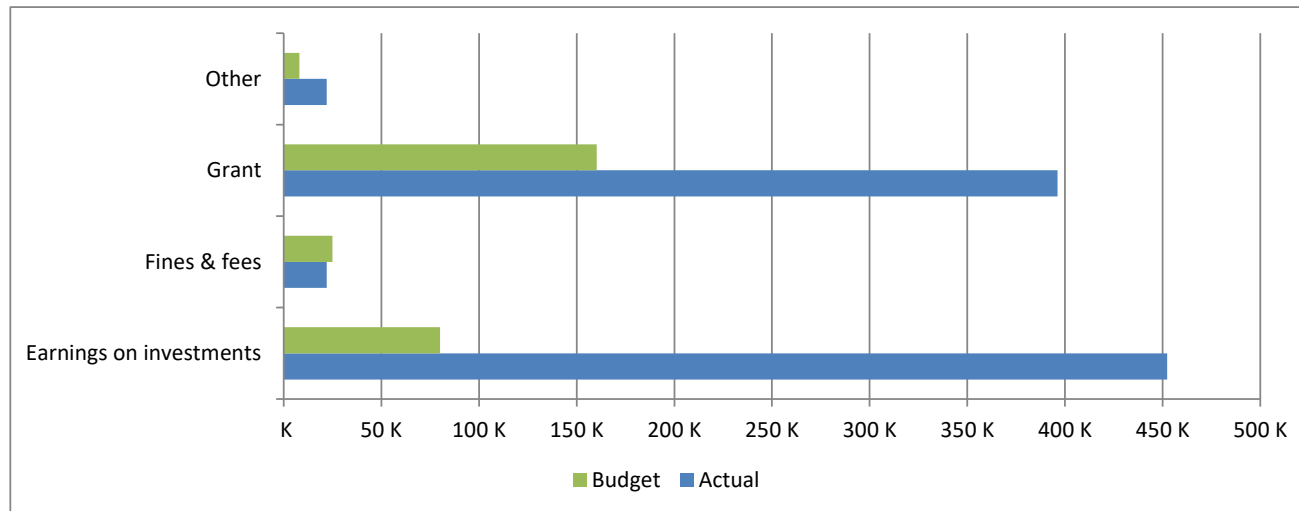
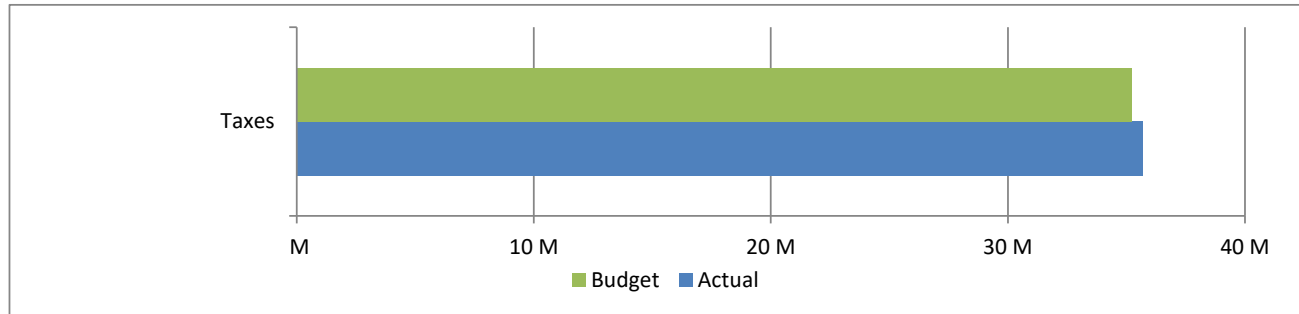
**High Plains Library District**  
**Net Income (Loss) Actual vs Budget**  
**For the Period Ended September 30, 2022**  
**75.0% of budget year elapsed**

Income (Loss)	Year To Date Actual	Annual Budget	Variance	% of Actual to Annual Budget
Revenue	36,594,691	35,505,300	1,089,391	103.07%
Expenditures	37,942,930	59,566,876	21,623,946	63.70%
Total	<u>(1,348,239)</u>	<u>(24,061,576)</u>	<u>22,713,337</u>	

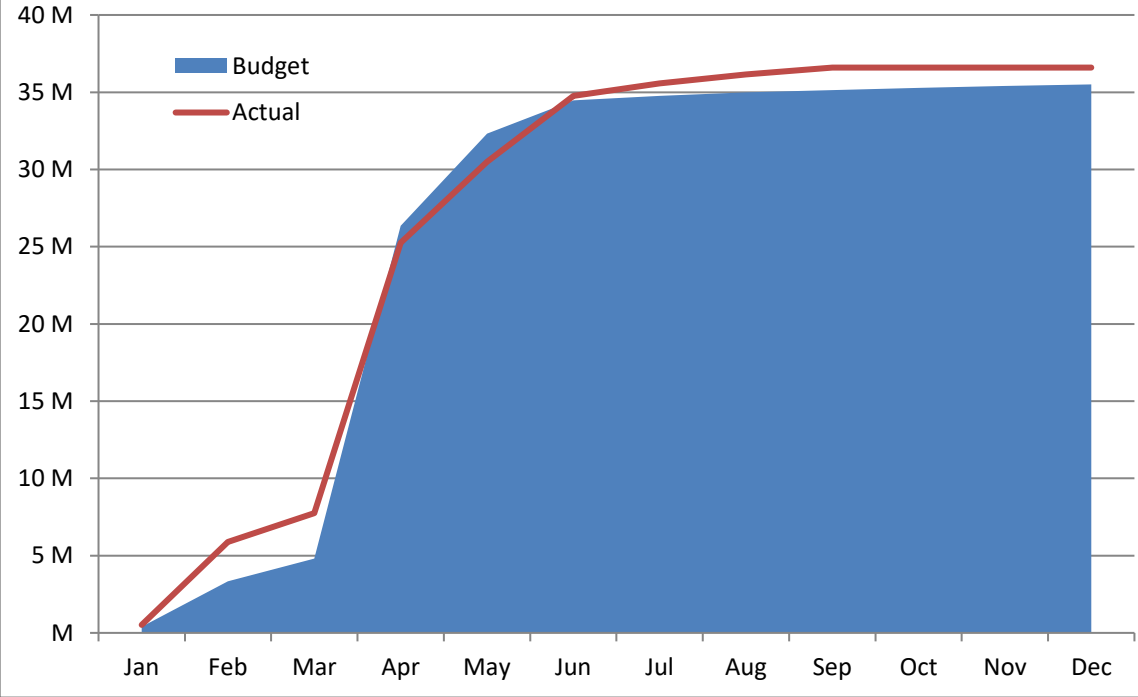


**High Plains Library District**  
**Net Income (Loss) Actual vs Budget**  
**For the Period Ended September 30, 2022**  
**75.0% of budget year elapsed**

Revenues	Year To Date Actual	Annual Budget	Variance	% of Actual to Annual Budget
Taxes	35,702,172	35,232,044	470,128	101.33%
Earnings on investments	452,381	80,000	372,381	565.48%
Fines & fees	21,969	25,000	(3,031)	87.88%
Grant	396,172	160,256	235,916	247.21%
Other	21,997	8,000	13,997	274.96%
<b>Total</b>	<b>36,594,691</b>	<b>35,505,300</b>	<b>1,089,391</b>	<b>103.07%</b>



# Accumulated Revenues



**High Plains Library District**  
**Net Income (Loss) Actual vs Budget**  
**For the Period Ended September 30, 2022**  
**75.0% of budget year elapsed**

Expenditures	Year To Date Actual	Annual Budget	Variance	% of Actual to Annual Budget
S & W / Benefits	8,411,147	12,980,571	4,569,424	64.80%
Operations	5,107,542	6,930,812	1,823,270	73.69%
Capital outlay	17,022,296	32,211,024	15,188,728	52.85%
Debt service	-	-	-	
Member tax distribution	7,401,945	7,444,469	42,524	99.43%
<b>Total</b>	<b>37,942,930</b>	<b>59,566,876</b>	<b>21,623,946</b>	<b>63.70%</b>

