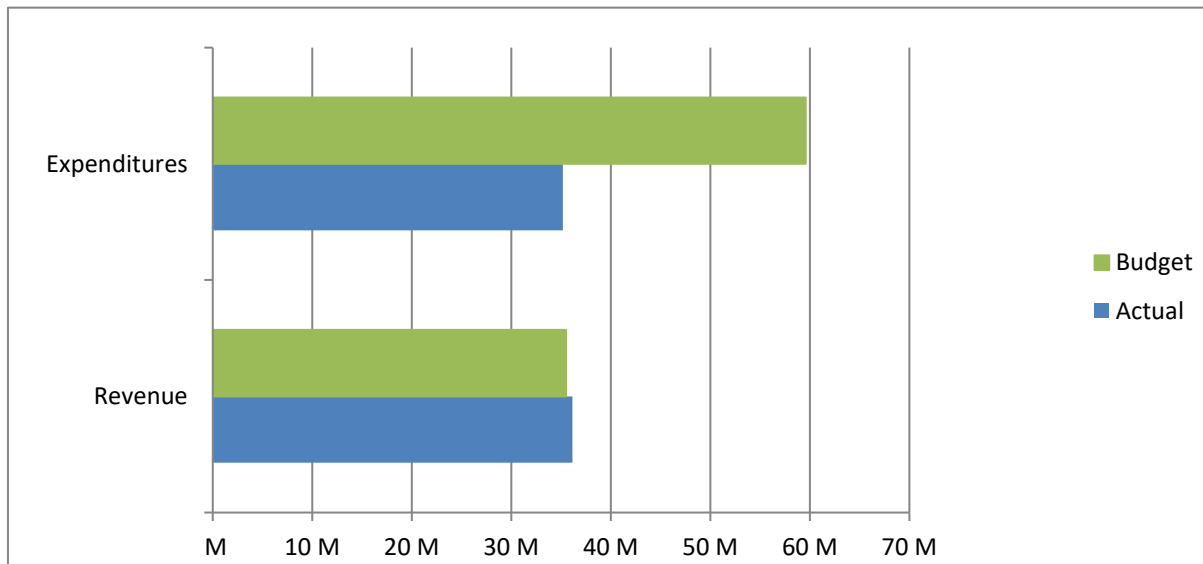


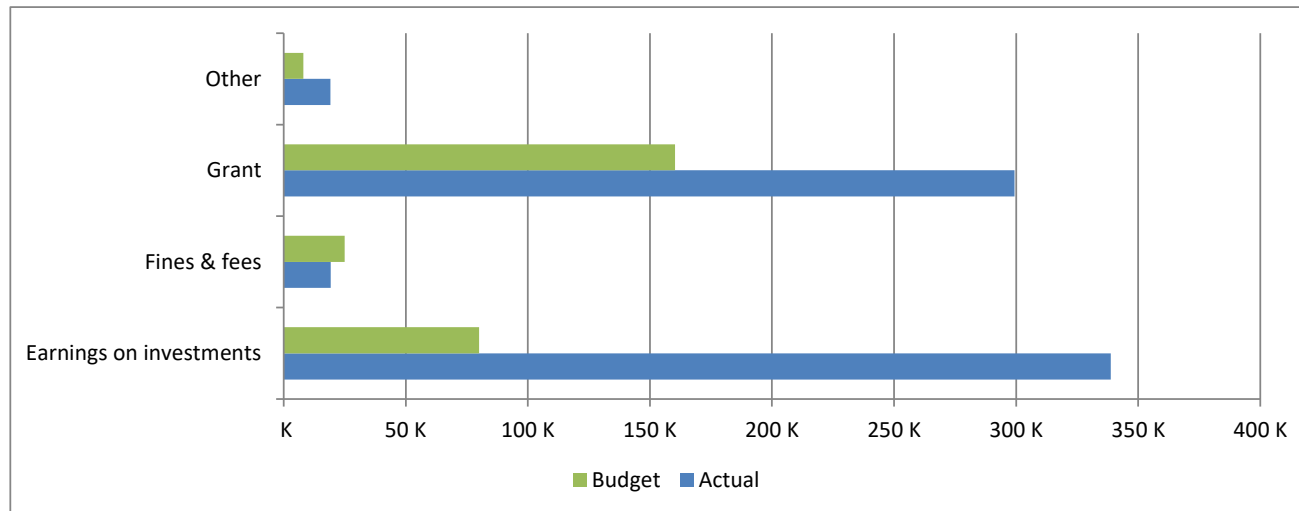
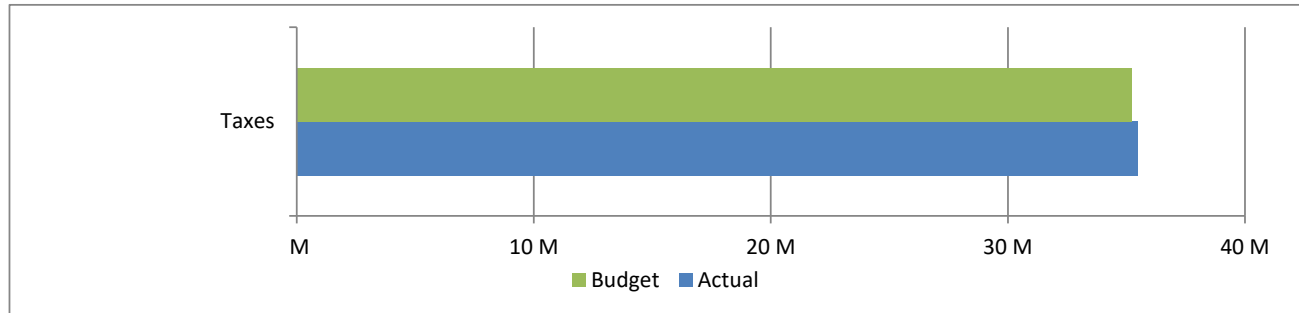
**High Plains Library District**  
**Net Income (Loss) Actual vs Budget**  
**For the Period Ended August 31, 2022**  
**66.7% of budget year elapsed**

Income (Loss)	Year To Date Actual	Annual Budget	Variance	% of Actual to Annual Budget
Revenue	36,140,532	35,505,300	635,232	101.79%
Expenditures	35,160,482	59,566,876	24,406,394	59.03%
Total	980,050	(24,061,576)	25,041,626	

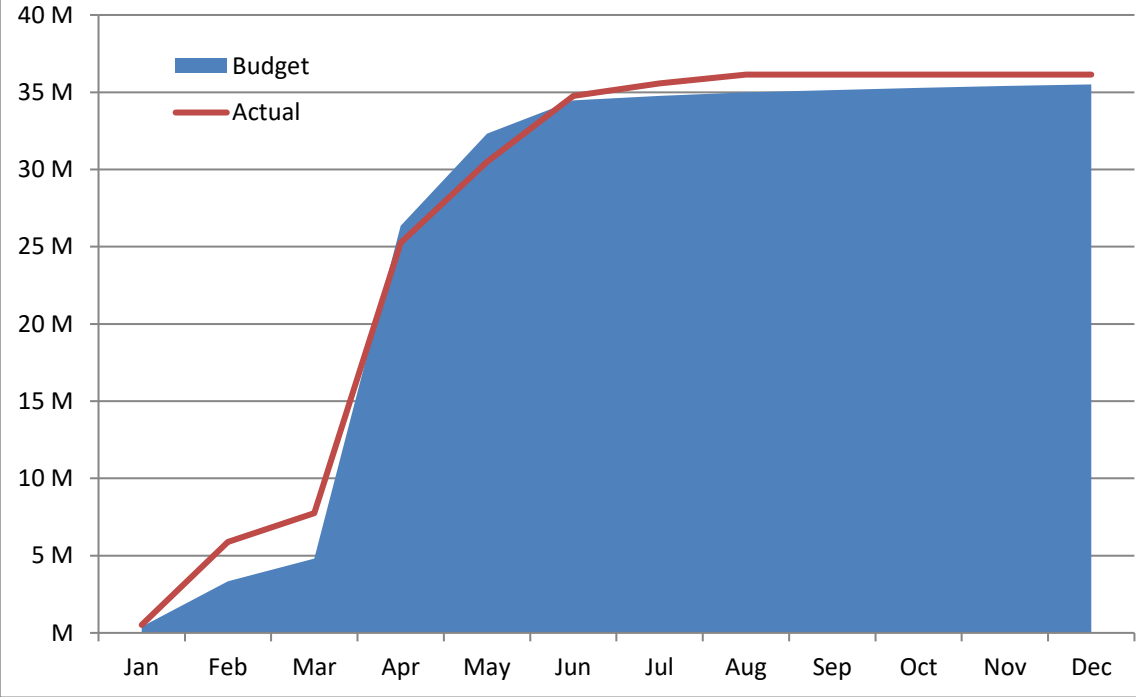


**High Plains Library District**  
**Net Income (Loss) Actual vs Budget**  
**For the Period Ended August 31, 2022**  
**66.7% of budget year elapsed**

Revenues	Year To Date Actual	Annual Budget	Variance	% of Actual to Annual Budget
Taxes	35,464,015	35,232,044	231,971	100.66%
Earnings on investments	338,715	80,000	258,715	423.39%
Fines & fees	19,236	25,000	(5,764)	76.94%
Grant	299,386	160,256	139,130	186.82%
Other	19,180	8,000	11,180	239.75%
<b>Total</b>	<b>36,140,532</b>	<b>35,505,300</b>	<b>635,232</b>	<b>101.79%</b>



# Accumulated Revenues



**High Plains Library District**  
**Net Income (Loss) Actual vs Budget**  
**For the Period Ended August 31, 2022**  
**66.7% of budget year elapsed**

Expenditures	Year To Date Actual	Annual Budget	Variance	% of Actual to Annual Budget
S & W / Benefits	7,506,263	12,980,571	5,474,308	57.83%
Operations	4,642,907	6,930,812	2,287,905	66.99%
Capital outlay	15,618,406	32,211,024	16,592,618	48.49%
Debt service	-	-	-	
Member tax distribution	7,392,906	7,444,469	51,563	99.31%
<b>Total</b>	<b>35,160,482</b>	<b>59,566,876</b>	<b>24,406,394</b>	<b>59.03%</b>

