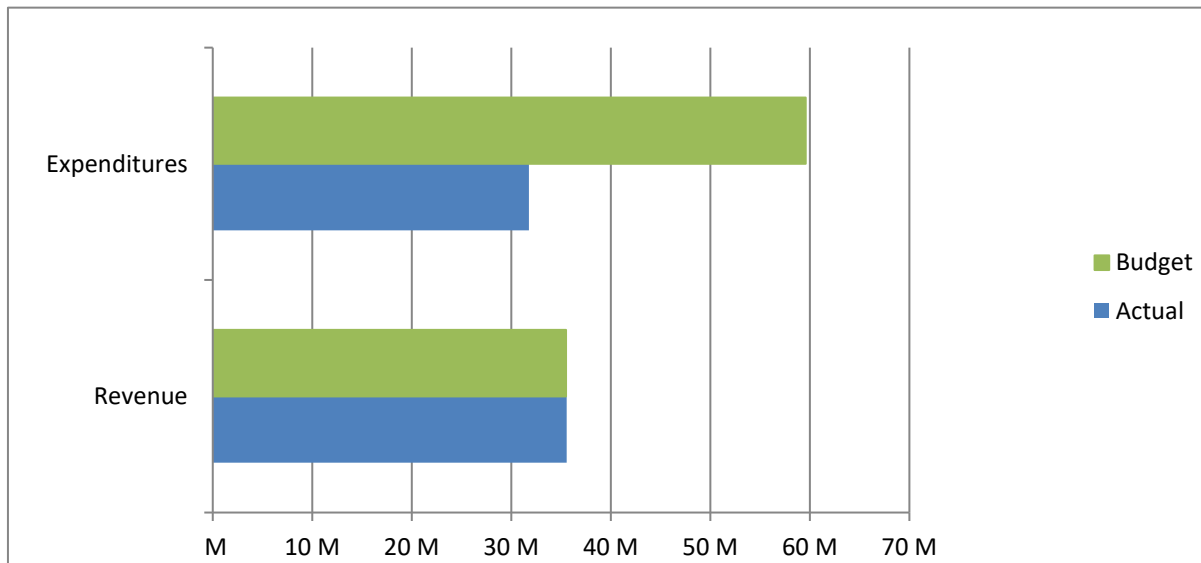


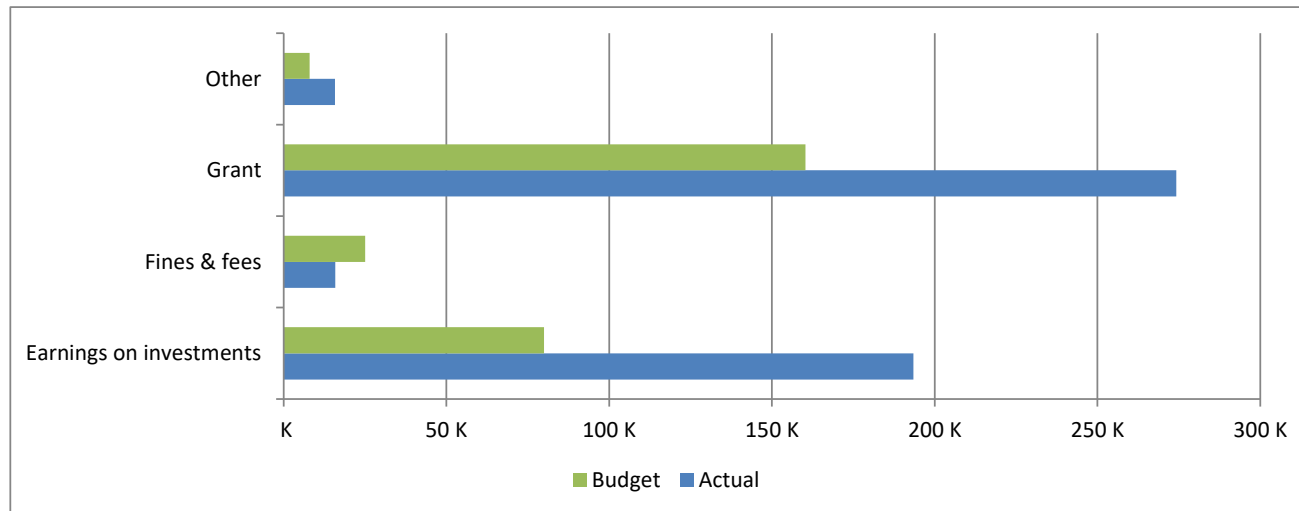
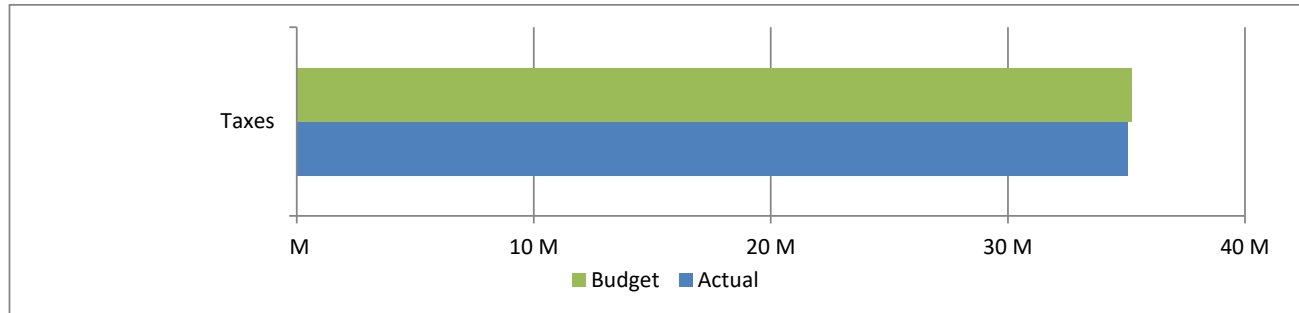
High Plains Library District
Net Income (Loss) Actual vs Budget
For the Period Ended July 31, 2022
58.3% of budget year elapsed

Income (Loss)	Year To Date Actual	Annual Budget	Variance	% of Actual to Annual Budget
Revenue	35,560,686	35,505,300	55,386	100.16%
Expenditures	31,758,008	59,566,876	27,808,868	53.31%
Total	3,802,678	(24,061,576)	27,864,254	

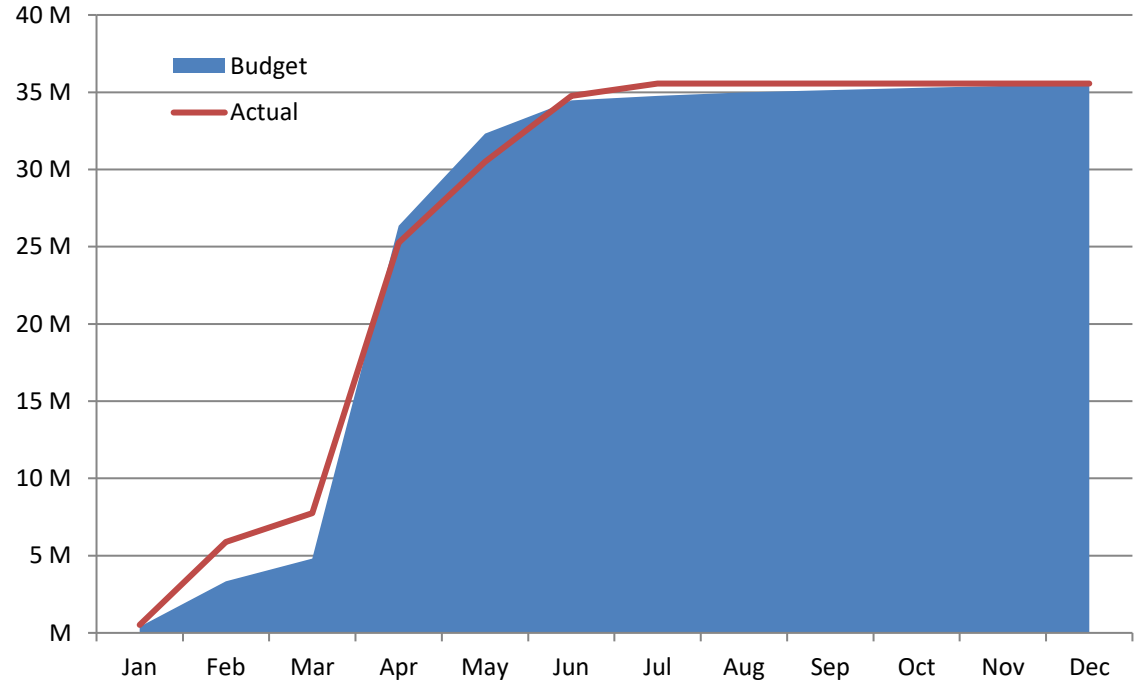


High Plains Library District
Net Income (Loss) Actual vs Budget
For the Period Ended July 31, 2022
58.3% of budget year elapsed

Revenues	Year To Date Actual	Annual Budget	Variance	% of Actual to Annual Budget
Taxes	35,061,456	35,232,044	(170,588)	99.52%
Earnings on investments	193,431	80,000	113,431	241.79%
Fines & fees	15,837	25,000	(9,163)	63.35%
Grant	274,212	160,256	113,956	171.11%
Other	15,750	8,000	7,750	196.88%
Total	35,560,686	35,505,300	55,386	100.16%



Accumulated Revenues



High Plains Library District
Net Income (Loss) Actual vs Budget
For the Period Ended July 31, 2022
58.3% of budget year elapsed

Expenditures	Year To Date Actual	Annual Budget	Variance	% of Actual to Annual Budget
S & W / Benefits	6,502,864	12,980,571	6,477,707	50.10%
Operations	4,067,362	6,930,812	2,863,450	58.69%
Capital outlay	13,803,916	32,211,024	18,407,108	42.85%
Debt service	-	-	-	
Member tax distribution	7,383,866	7,444,469	60,603	99.19%
Total	31,758,008	59,566,876	27,808,868	53.31%

