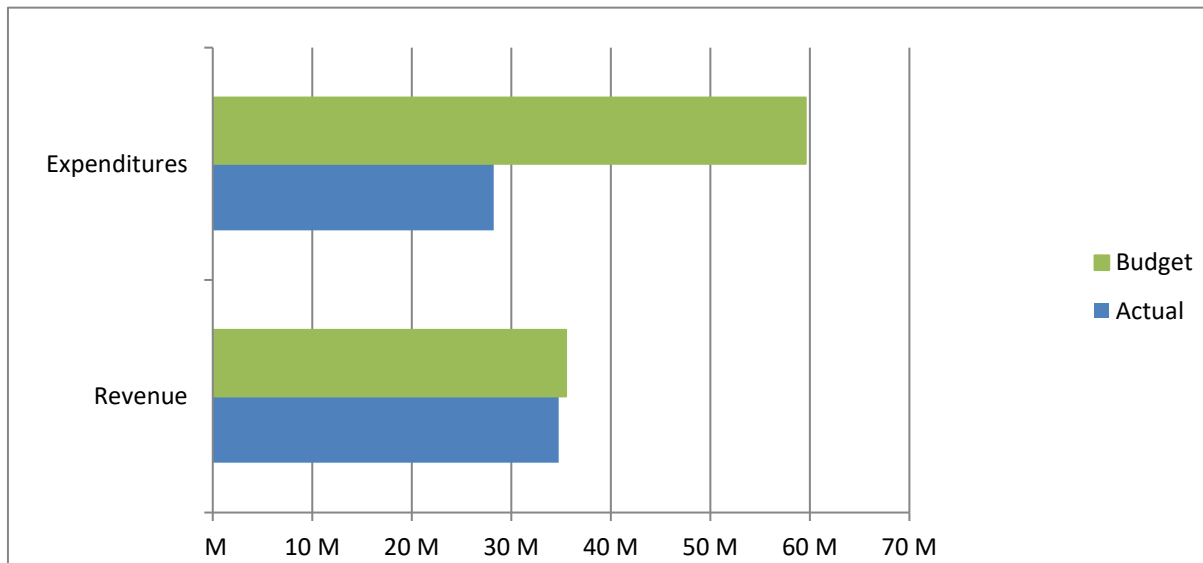


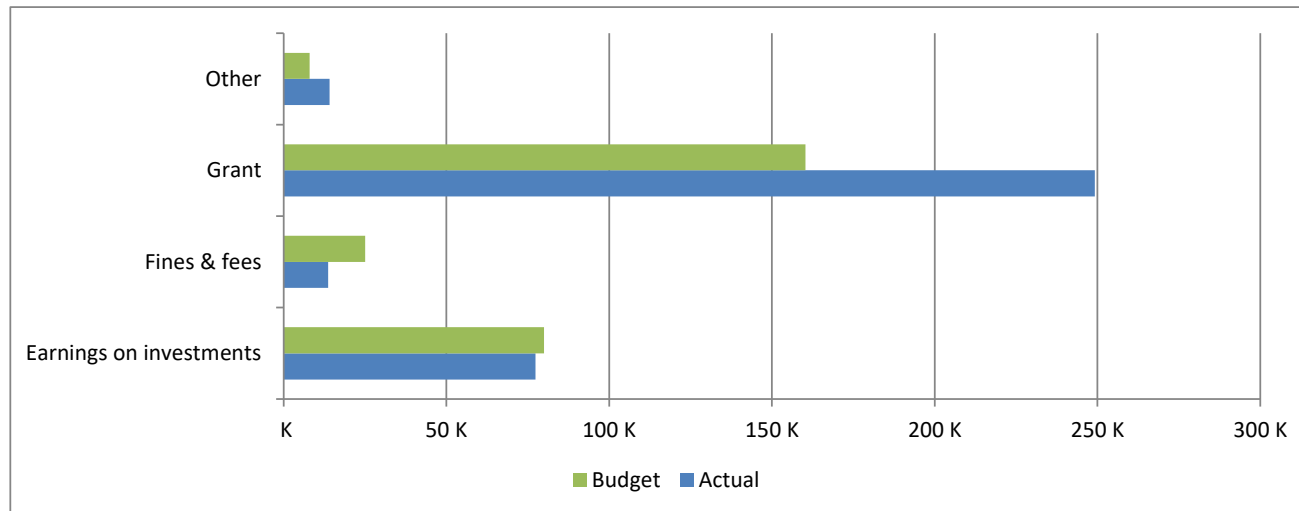
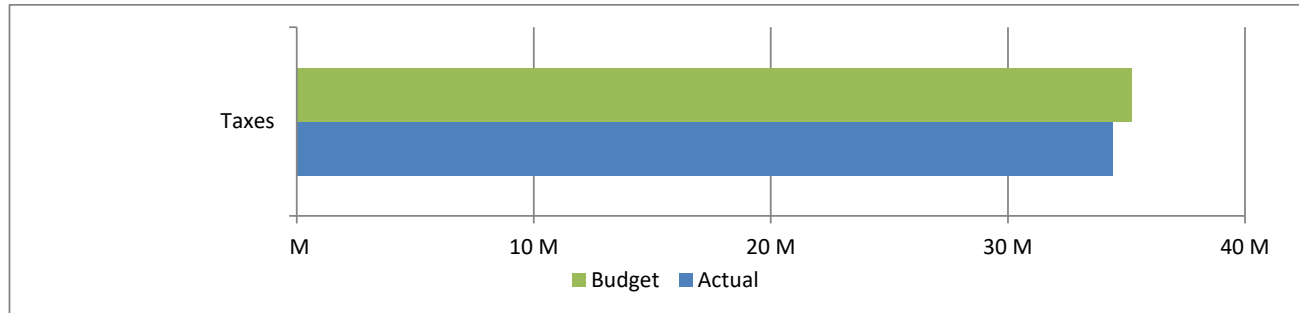
High Plains Library District
Net Income (Loss) Actual vs Budget
For the Period Ended June 30, 2022
50.0% of budget year elapsed

Income (Loss)	Year To Date Actual	Annual Budget	Variance	% of Actual to Annual Budget
Revenue	34,760,015	35,505,300	(745,285)	97.90%
Expenditures	28,229,848	59,566,876	31,337,028	47.39%
Total	6,530,167	(24,061,576)	30,591,743	

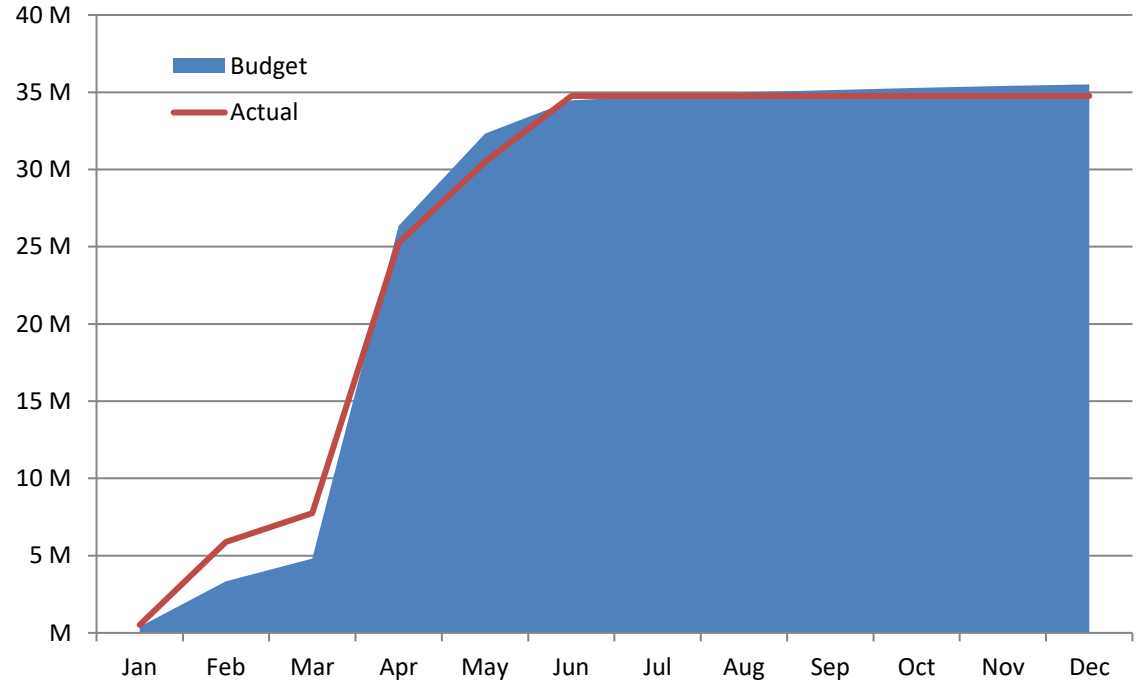


High Plains Library District
Net Income (Loss) Actual vs Budget
For the Period Ended June 30, 2022
50.0% of budget year elapsed

Revenues	Year To Date Actual	Annual Budget	Variance	% of Actual to Annual Budget
Taxes	34,405,656	35,232,044	(826,388)	97.65%
Earnings on investments	77,342	80,000	(2,658)	96.68%
Fines & fees	13,696	25,000	(11,304)	54.78%
Grant	249,212	160,256	88,956	155.51%
Other	14,109	8,000	6,109	176.36%
Total	34,760,015	35,505,300	(745,285)	97.90%



Accumulated Revenues



High Plains Library District
Net Income (Loss) Actual vs Budget
For the Period Ended June 30, 2022
50.0% of budget year elapsed

Expenditures	Year To Date Actual	Annual Budget	Variance	% of Actual to Annual Budget
S & W / Benefits	5,729,130	12,980,571	7,251,441	44.14%
Operations	3,511,364	6,930,812	3,419,448	50.66%
Capital outlay	11,605,488	32,211,024	20,605,536	36.03%
Debt service	-	-	-	
Member tax distribution	7,383,866	7,444,469	60,603	99.19%
Total	28,229,848	59,566,876	31,337,028	47.39%

