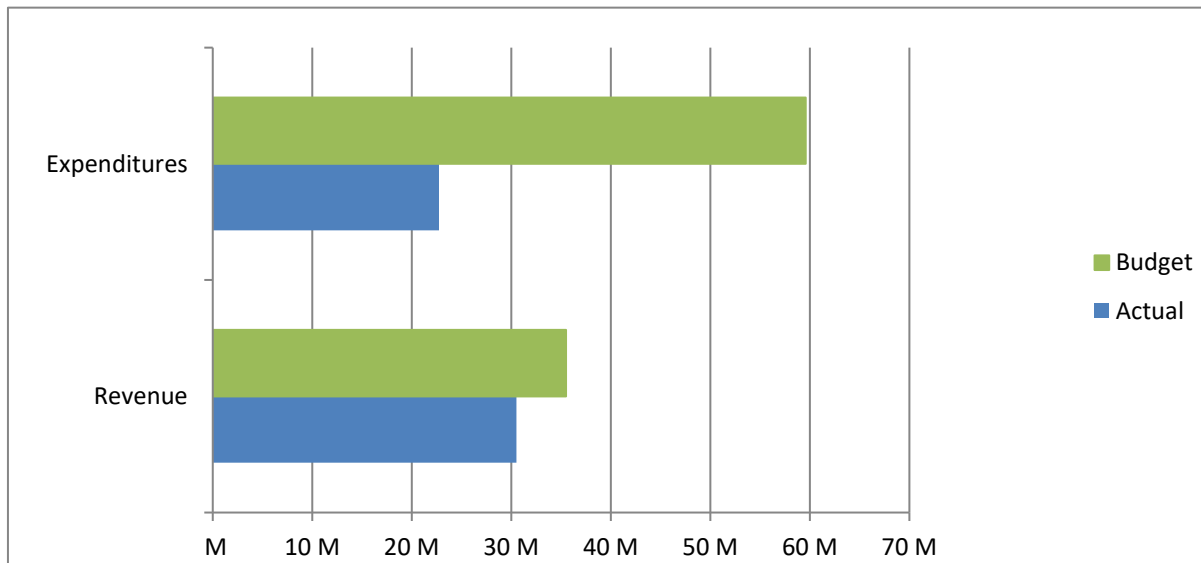


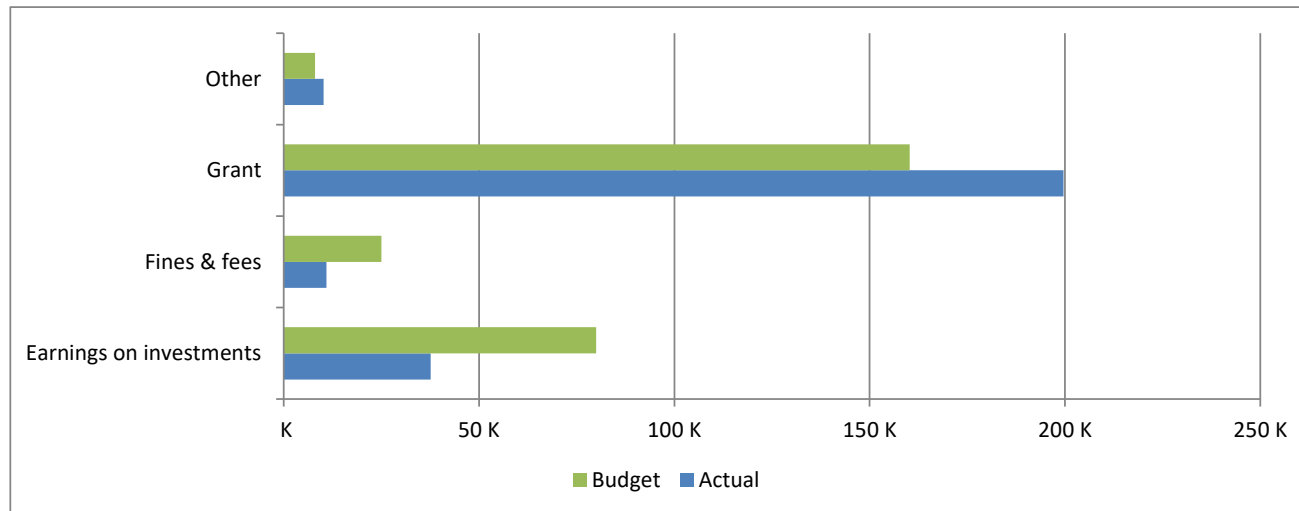
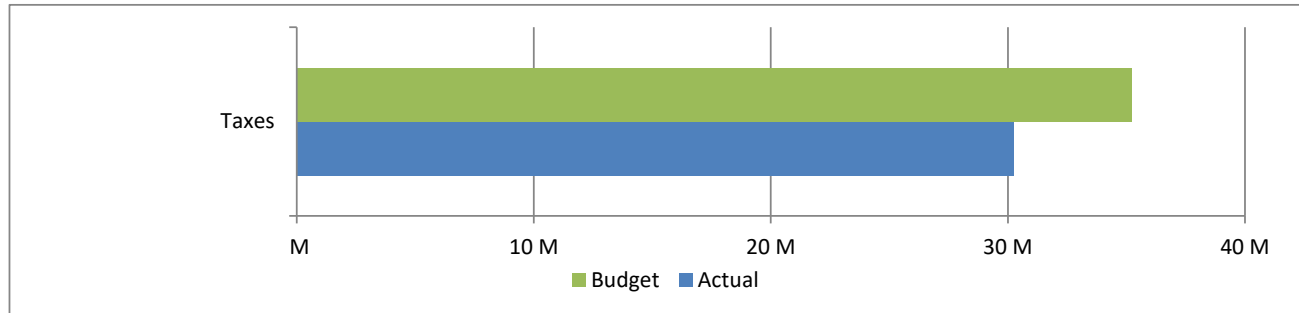
**High Plains Library District**  
**Net Income (Loss) Actual vs Budget**  
**For the Period Ended May 31, 2022**  
**41.7% of budget year elapsed**

Income (Loss)	Year To Date Actual	Annual Budget	Variance	% of Actual to Annual Budget
Revenue	30,500,834	35,505,300	(5,004,466)	85.91%
Expenditures	22,723,045	59,566,876	36,843,831	38.15%
Total	<u>7,777,789</u>	<u>(24,061,576)</u>	<u>31,839,365</u>	

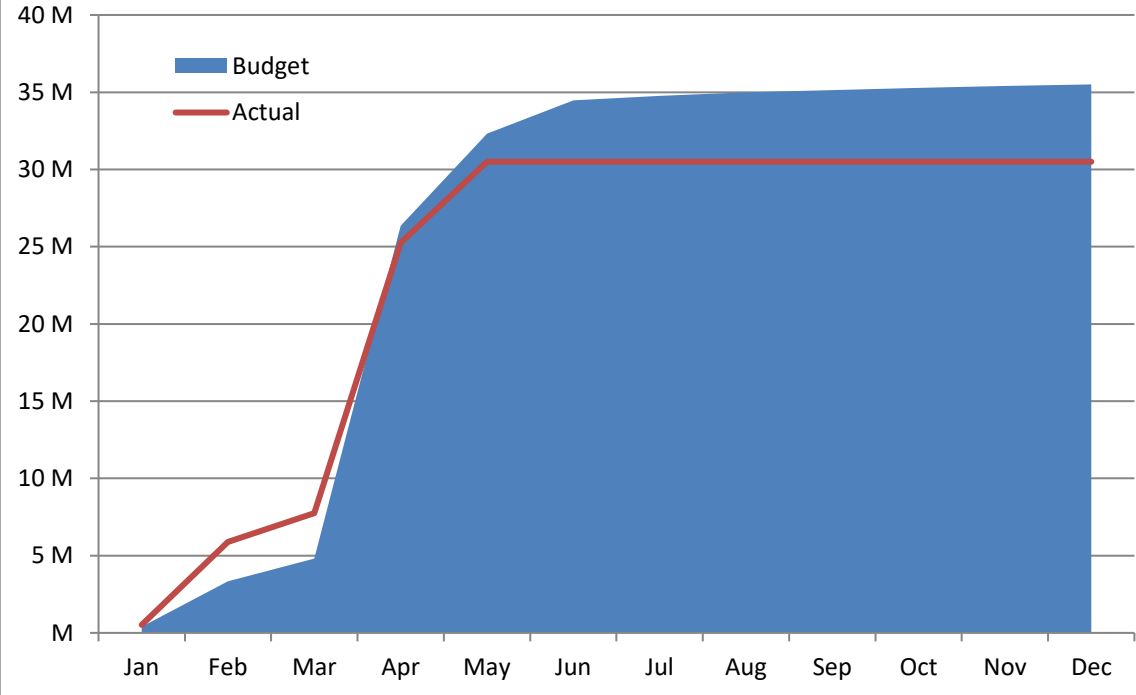


**High Plains Library District**  
**Net Income (Loss) Actual vs Budget**  
**For the Period Ended May 31, 2022**  
**41.7% of budget year elapsed**

Revenues	Year To Date Actual	Annual Budget	Variance	% of Actual to Annual Budget
Taxes	30,242,474	35,232,044	(4,989,570)	85.84%
Earnings on investments	37,610	80,000	(42,390)	47.01%
Fines & fees	10,960	25,000	(14,040)	43.84%
Grant	199,612	160,256	39,356	124.56%
Other	10,178	8,000	2,178	127.23%
<b>Total</b>	<b>30,500,834</b>	<b>35,505,300</b>	<b>(5,004,466)</b>	<b>85.91%</b>



# Accumulated Revenues



**High Plains Library District**  
**Net Income (Loss) Actual vs Budget**  
**For the Period Ended May 31, 2022**  
**41.7% of budget year elapsed**

Expenditures	Year To Date Actual	Annual Budget	Variance	% of Actual to Annual Budget
S & W / Benefits	4,443,470	12,980,571	8,537,101	34.23%
Operations	2,932,017	6,930,812	3,998,795	42.30%
Capital outlay	8,787,757	32,211,024	23,423,267	27.28%
Debt service	-	-	-	
Member tax distribution	6,559,801	7,444,469	884,668	88.12%
<b>Total</b>	<b>22,723,045</b>	<b>59,566,876</b>	<b>36,843,831</b>	<b>38.15%</b>

