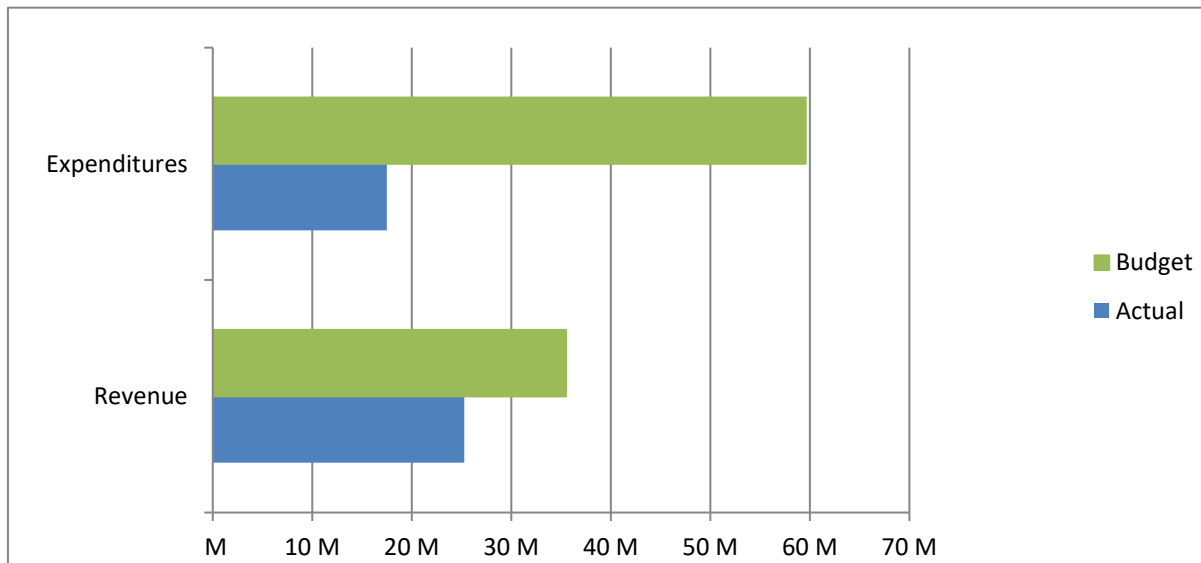


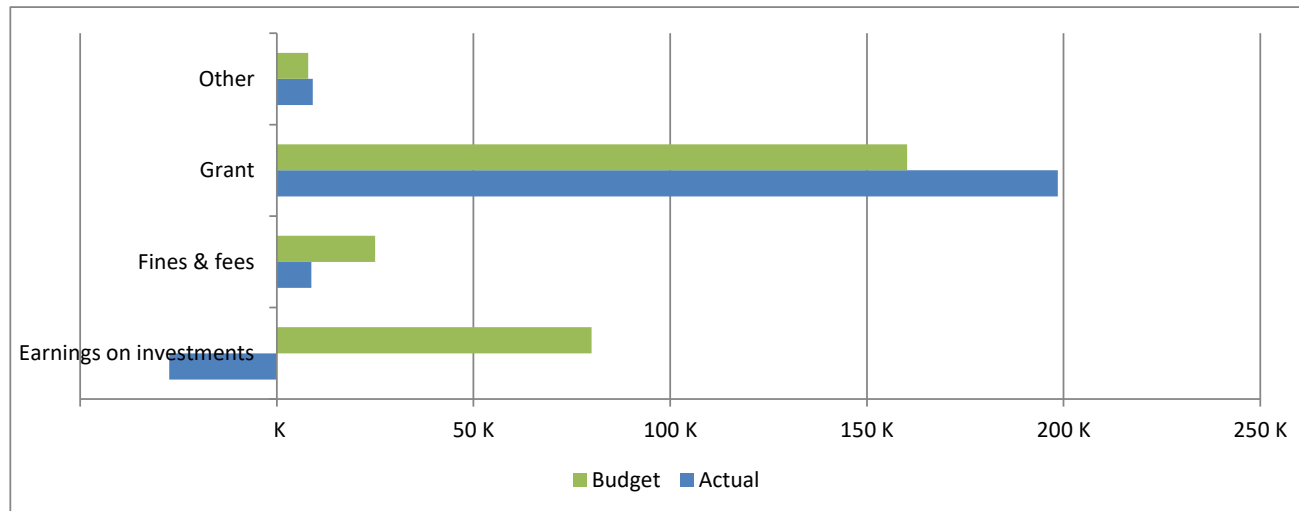
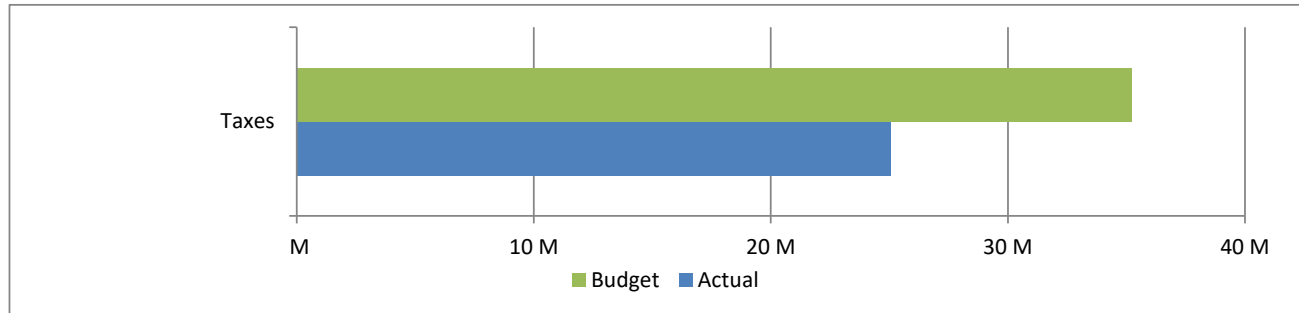
High Plains Library District
Net Income (Loss) Actual vs Budget
For the Period Ended April 30, 2022
33.3% of budget year elapsed

Income (Loss)	Year To Date Actual	Annual Budget	Variance	% of Actual to Annual Budget
Revenue	25,261,510	35,505,300	(10,243,790)	71.15%
Expenditures	17,483,827	59,566,876	42,083,049	29.35%
Total	<u>7,777,683</u>	<u>(24,061,576)</u>	<u>31,839,259</u>	

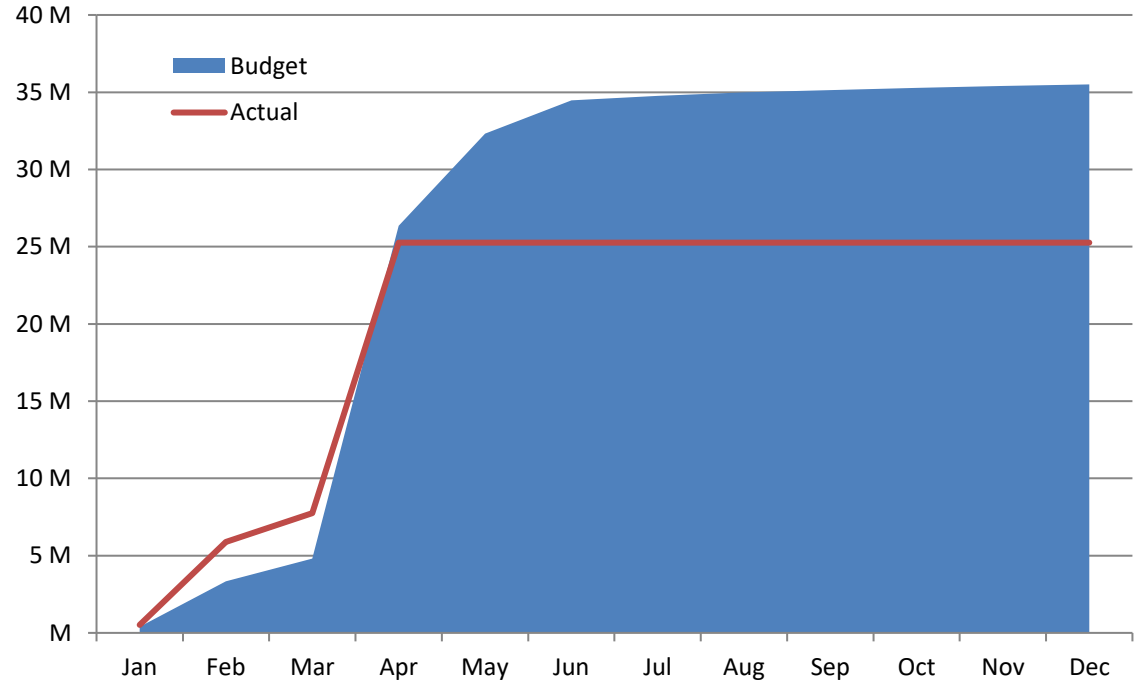


High Plains Library District
Net Income (Loss) Actual vs Budget
For the Period Ended April 30, 2022
33.3% of budget year elapsed

Revenues	Year To Date Actual	Annual Budget	Variance	% of Actual to Annual Budget
Taxes	25,072,429	35,232,044	(10,159,615)	71.16%
Earnings on investments	(27,352)	80,000	(107,352)	-34.19%
Fines & fees	8,777	25,000	(16,223)	35.11%
Grant	198,537	160,256	38,281	123.89%
Other	9,119	8,000	1,119	113.99%
Total	25,261,510	35,505,300	(10,243,790)	71.15%



Accumulated Revenues



High Plains Library District
Net Income (Loss) Actual vs Budget
For the Period Ended April 30, 2022
33.3% of budget year elapsed

Expenditures	Year To Date Actual	Annual Budget	Variance	% of Actual to Annual Budget
S & W / Benefits	3,582,502	12,980,571	9,398,069	27.60%
Operations	2,422,992	6,930,812	4,507,820	34.96%
Capital outlay	6,006,745	32,211,024	26,204,279	18.65%
Debt service	-	-	-	-
Member tax distribution	5,471,588	7,444,469	1,972,881	73.50%
Total	17,483,827	59,566,876	42,083,049	29.35%

