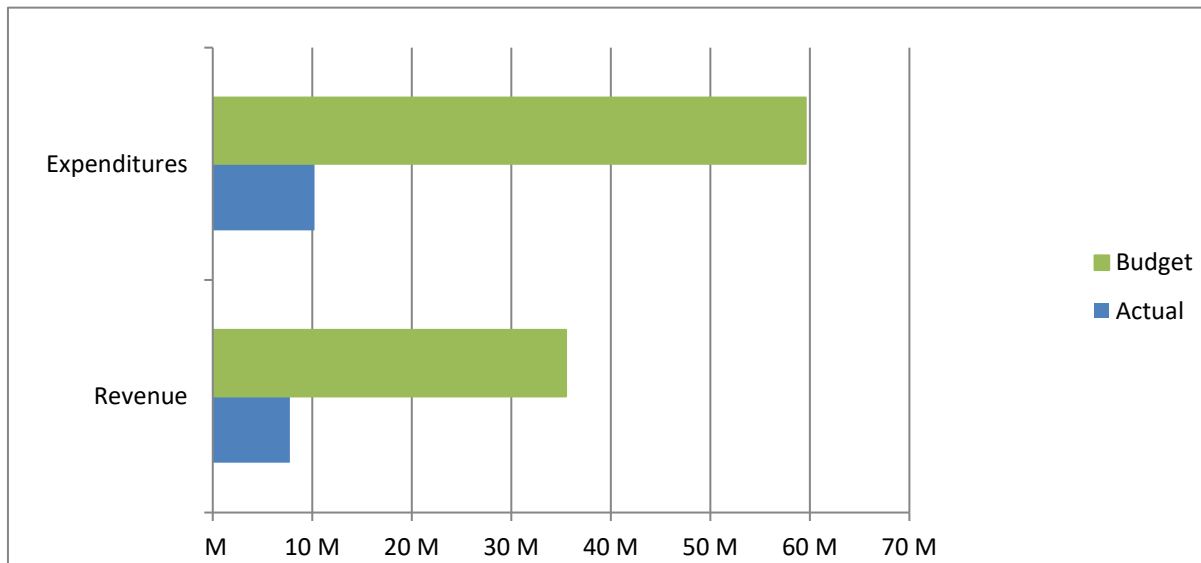


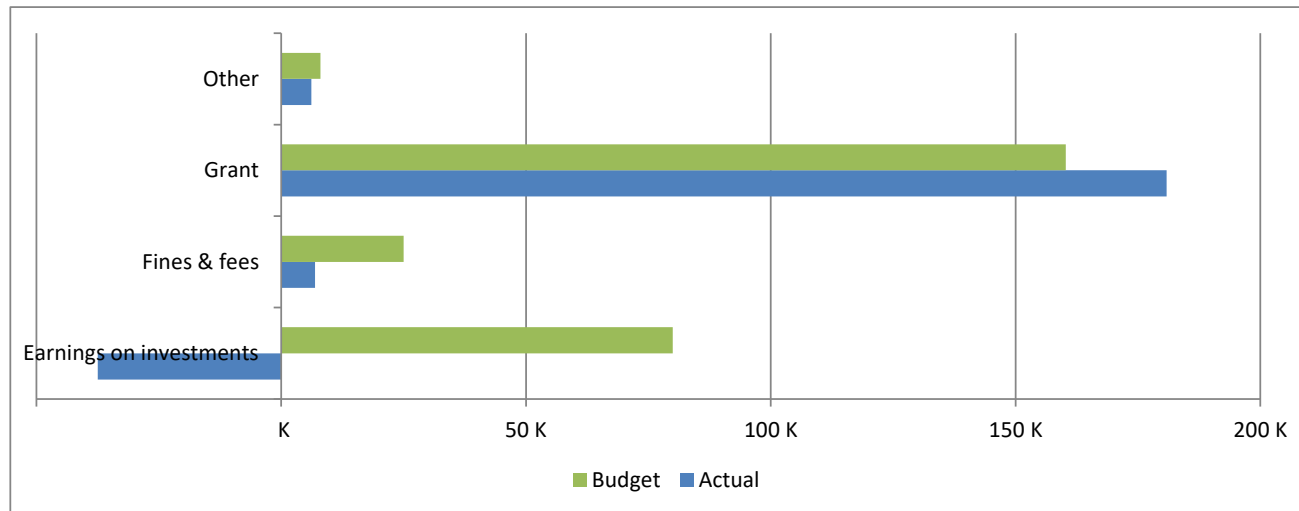
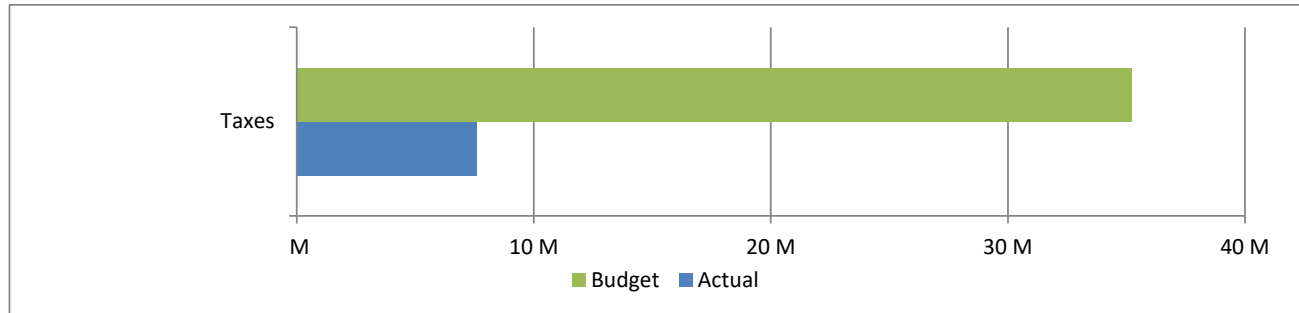
High Plains Library District
Net Income (Loss) Actual vs Budget
For the Period Ended March 31, 2022
25.0% of budget year elapsed

Income (Loss)	Year To Date Actual	Annual Budget	Variance	% of Actual to Annual Budget
Revenue	7,742,913	35,505,300	(27,762,387)	21.81%
Expenditures	10,239,442	59,566,876	49,327,434	17.19%
Total	<u>(2,496,529)</u>	<u>(24,061,576)</u>	<u>21,565,047</u>	

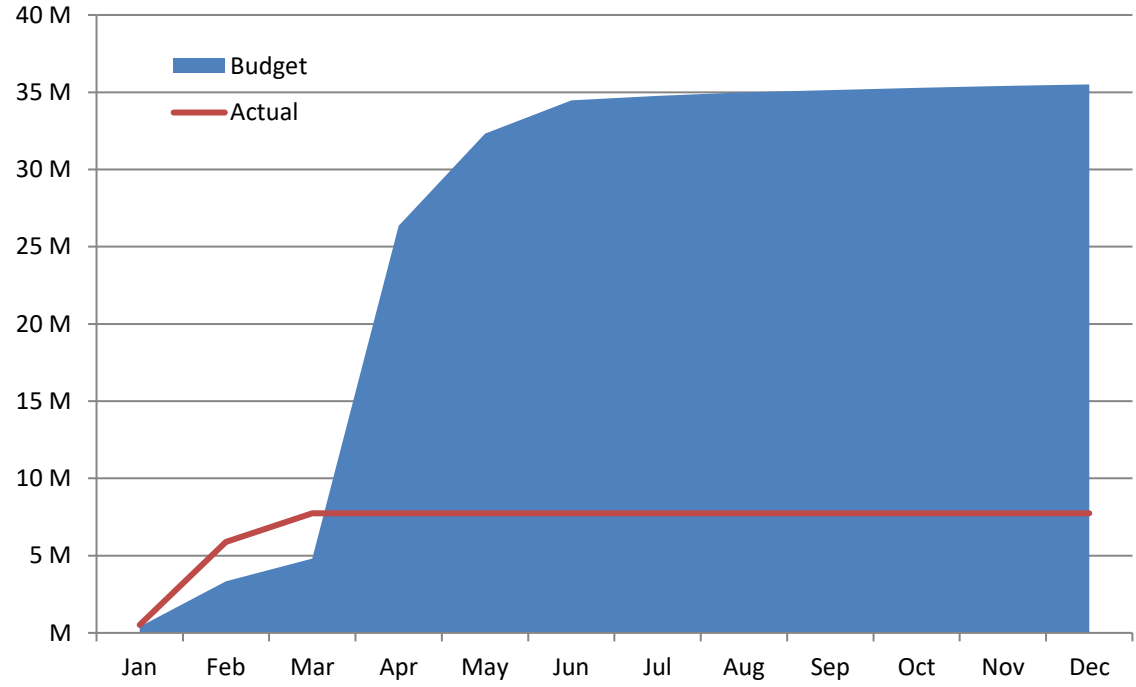


High Plains Library District
Net Income (Loss) Actual vs Budget
For the Period Ended March 31, 2022
25.0% of budget year elapsed

Revenues	Year To Date Actual	Annual Budget	Variance	% of Actual to Annual Budget
Taxes	7,586,506	35,232,044	(27,645,538)	21.53%
Earnings on investments	(37,497)	80,000	(117,497)	-46.87%
Fines & fees	6,930	25,000	(18,070)	27.72%
Grant	180,834	160,256	20,578	112.84%
Other	6,140	8,000	(1,860)	76.75%
Total	7,742,913	35,505,300	(27,762,387)	21.81%



Accumulated Revenues



High Plains Library District
Net Income (Loss) Actual vs Budget
For the Period Ended March 31, 2022
25.0% of budget year elapsed

Expenditures	Year To Date Actual	Annual Budget	Variance	% of Actual to Annual Budget
S & W / Benefits	2,707,215	12,980,571	10,273,356	20.86%
Operations	1,612,189	6,930,812	5,318,623	23.26%
Capital outlay	4,299,091	32,211,024	27,911,933	13.35%
Debt service	-	-	-	
Member tax distribution	1,620,947	7,444,469	5,823,522	21.77%
Total	10,239,442	59,566,876	49,327,434	17.19%

