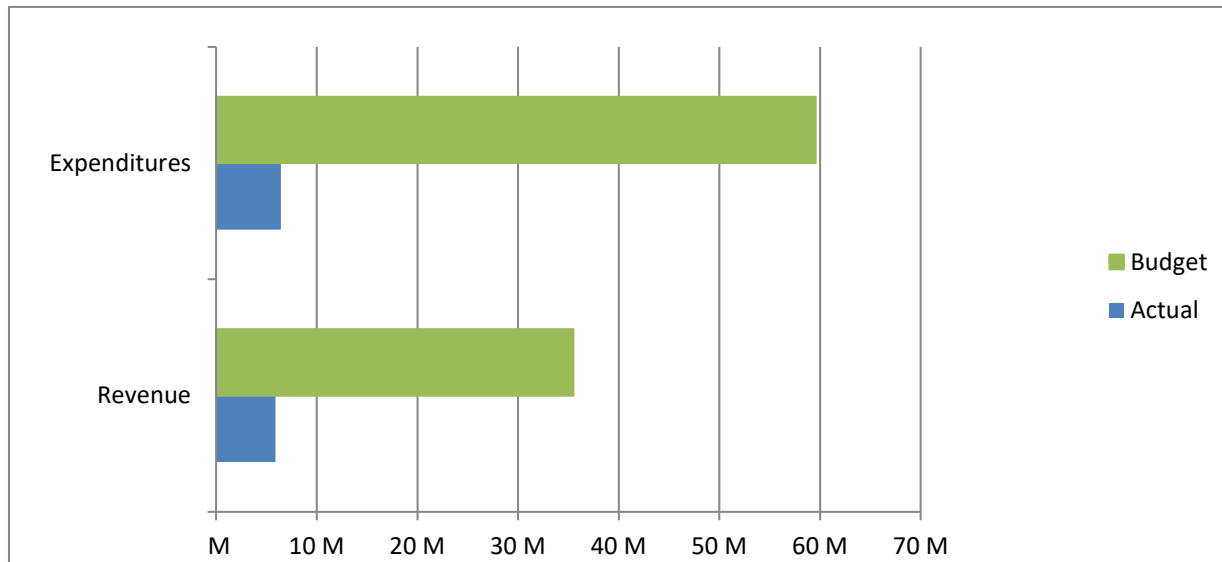


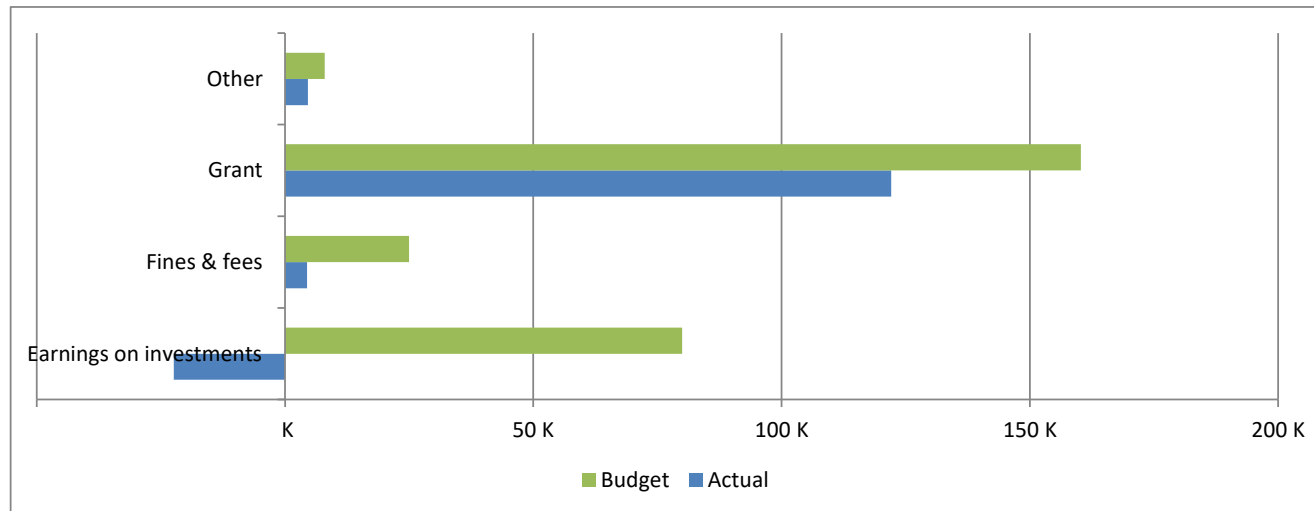
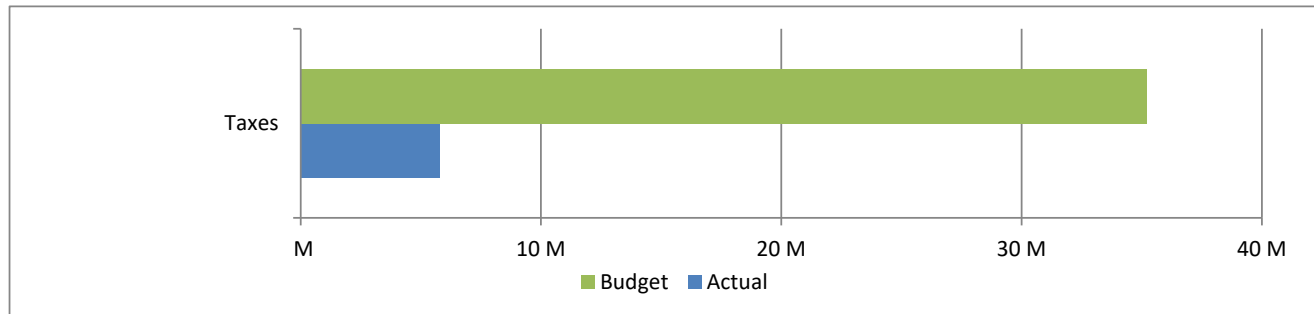
**High Plains Library District
 Net Income (Loss) Actual vs Budget
 For the Period Ended February 28, 2022
 16.7% of budget year elapsed**

Income (Loss)	Year To Date Actual	Annual Budget	Variance	% of Actual to Annual Budget
Revenue	5,895,722	35,505,300	(29,609,578)	16.61%
Expenditures	6,451,015	59,566,876	53,115,861	10.83%
Total	<u>(555,293)</u>	<u>(24,061,576)</u>	<u>23,506,283</u>	

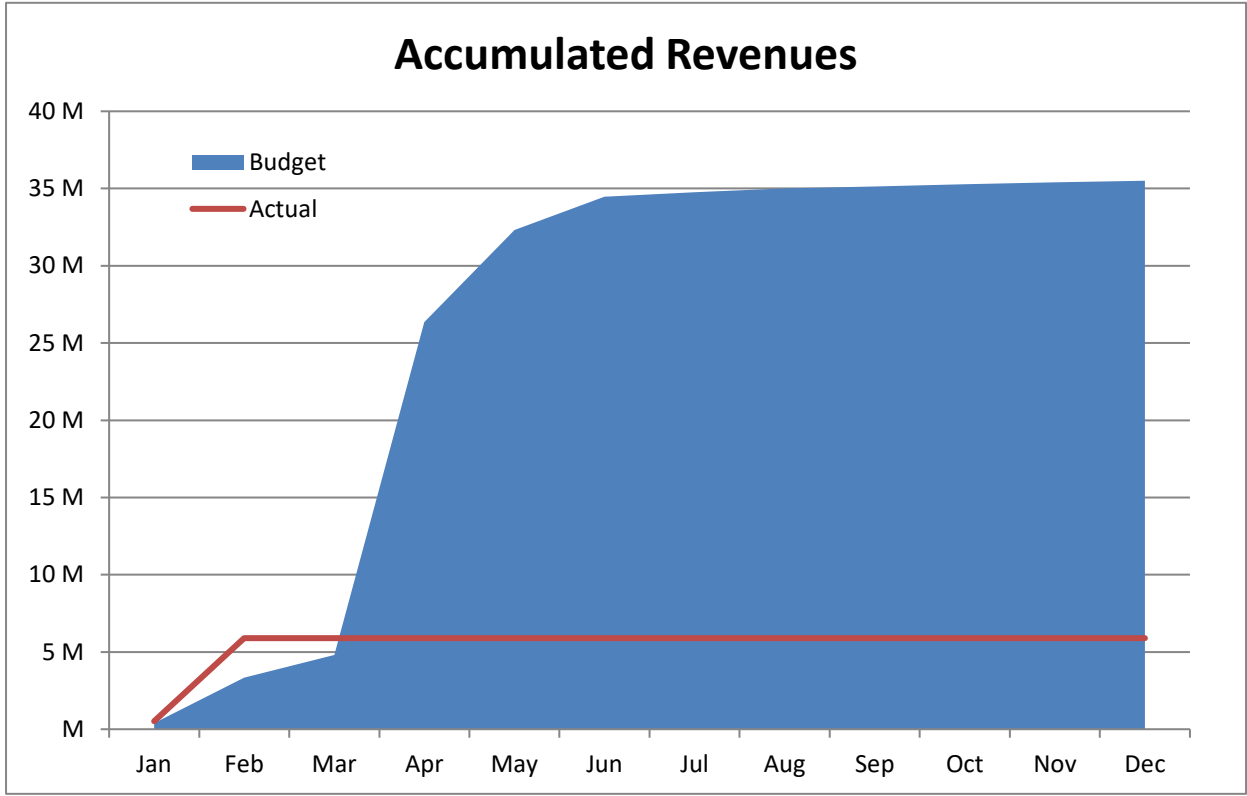


High Plains Library District
Net Income (Loss) Actual vs Budget
For the Period Ended February 28, 2022
16.7% of budget year elapsed

Revenues	Year To Date Actual	Annual Budget	Variance	% of Actual to Annual Budget
Taxes	5,786,978	35,232,044	(29,445,066)	16.43%
Earnings on investments	(22,389)	80,000	(102,389)	-27.99%
Fines & fees	4,445	25,000	(20,555)	17.78%
Grant	122,074	160,256	(38,182)	76.17%
Other	4,614	8,000	(3,386)	57.68%
Total	5,895,722	35,505,300	(29,609,578)	16.61%



Accumulated Revenues



High Plains Library District
Net Income (Loss) Actual vs Budget
For the Period Ended February 28, 2022
16.7% of budget year elapsed

Expenditures	Year To Date Actual	Annual Budget	Variance	% of Actual to Annual Budget
S & W / Benefits	1,819,343	12,980,571	11,161,228	14.02%
Operations	1,080,273	6,930,812	5,850,539	15.59%
Capital outlay	2,291,684	32,211,024	29,919,340	7.11%
Debt service	-	-	-	
Member tax distribution	1,259,715	7,444,469	6,184,754	16.92%
Total	6,451,015	59,566,876	53,115,861	10.83%

