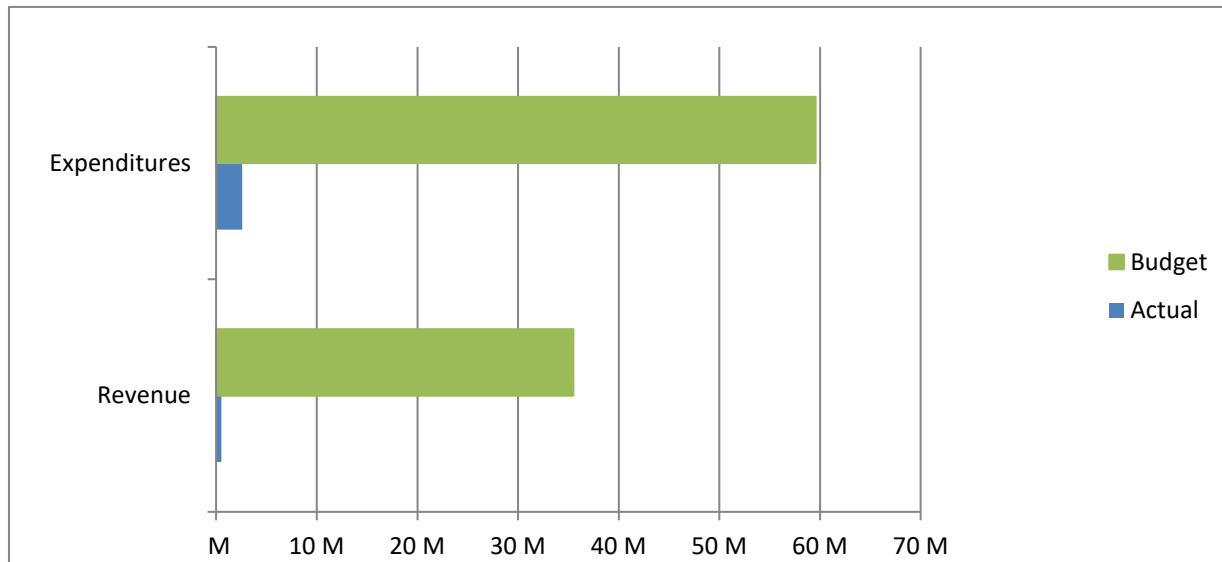


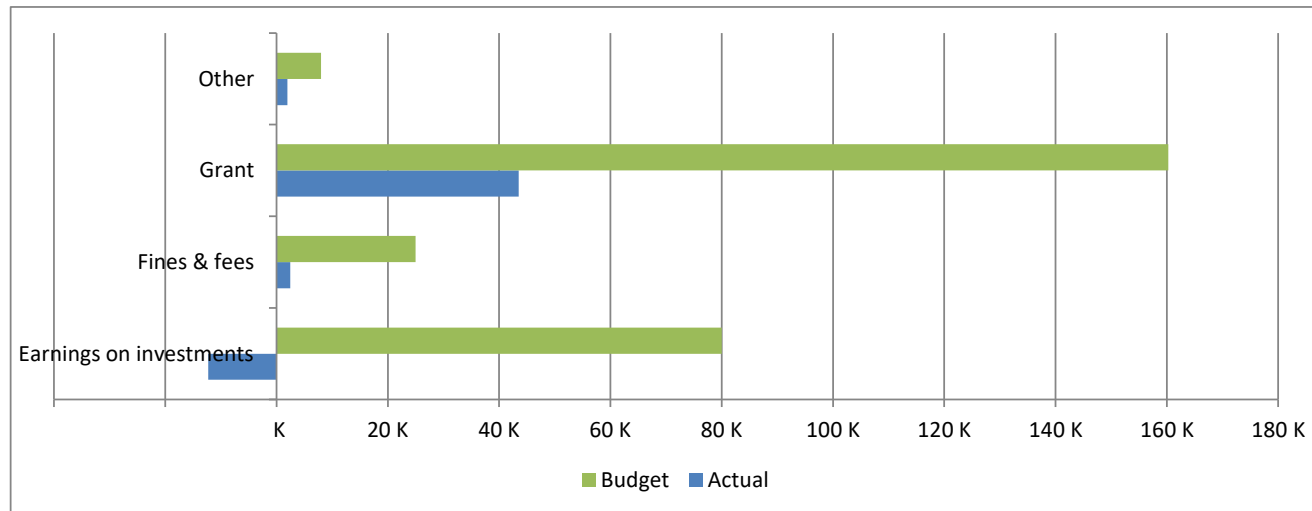
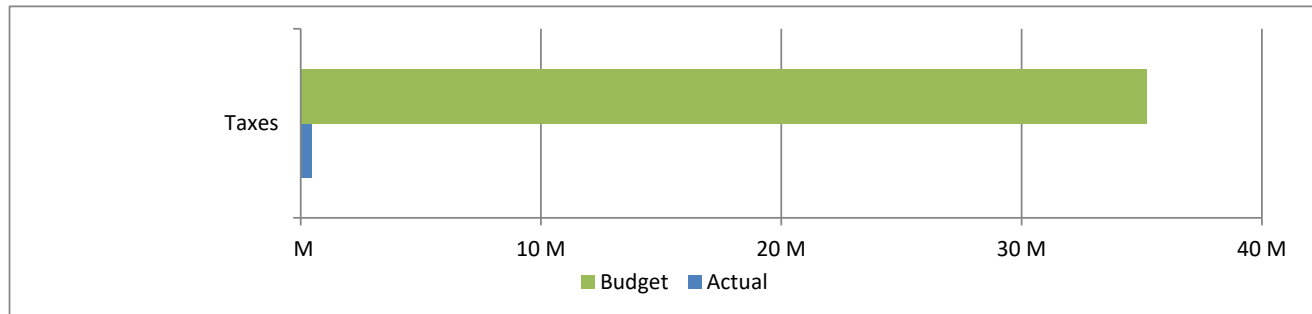
High Plains Library District
Net Income (Loss) Actual vs Budget
For the Period Ended January 31, 2022
8.3% of budget year elapsed

| Income (Loss) | Year To Date Actual | Annual Budget | Variance | % of Actual to Annual Budget |
|---------------|---------------------|---------------------|-------------------|------------------------------|
| Revenue | 519,132 | 35,505,300 | (34,986,168) | 1.46% |
| Expenditures | 2,596,487 | 59,566,876 | 56,970,389 | 4.36% |
| Total | <u>(2,077,355)</u> | <u>(24,061,576)</u> | <u>21,984,221</u> | |

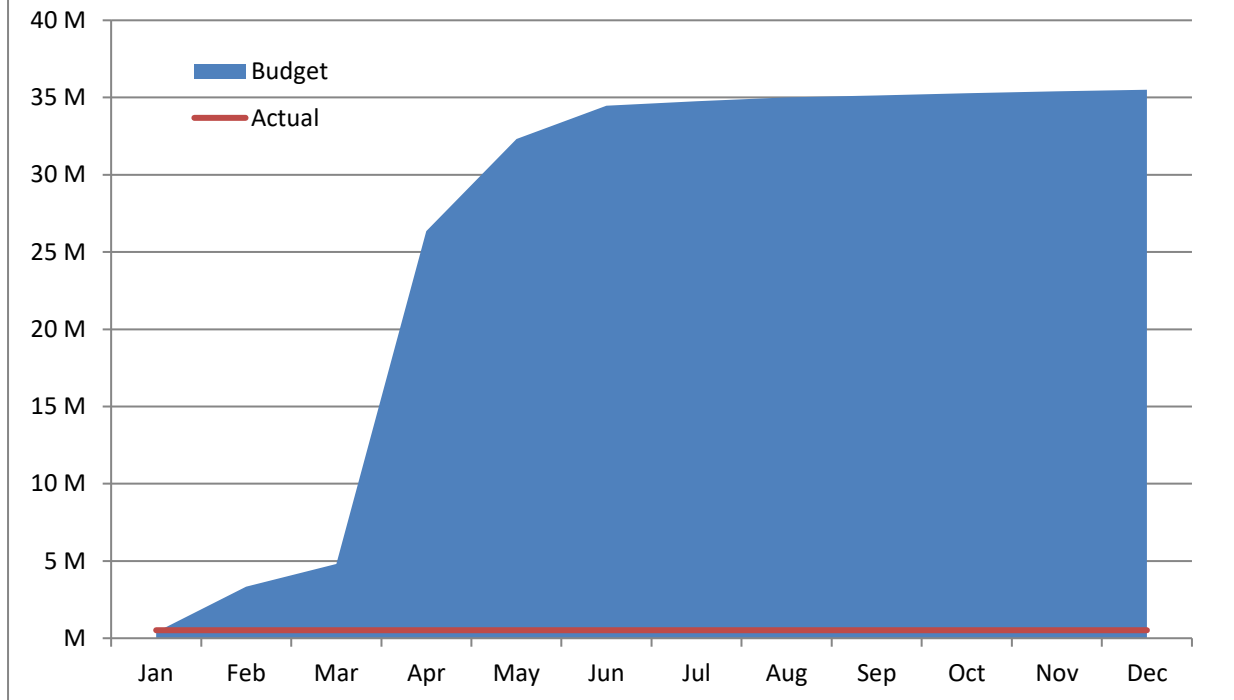


High Plains Library District
Net Income (Loss) Actual vs Budget
For the Period Ended January 31, 2022
8.3% of budget year elapsed

| Revenues | Year To Date Actual | Annual Budget | Variance | % of Actual to Annual Budget |
|-------------------------|---------------------|-------------------|---------------------|------------------------------|
| Taxes | 483,475 | 35,232,044 | (34,748,569) | 1.37% |
| Earnings on investments | (12,274) | 80,000 | (92,274) | -15.34% |
| Fines & fees | 2,493 | 25,000 | (22,507) | 9.97% |
| Grant | 43,500 | 160,256 | (116,756) | 27.14% |
| Other | 1,938 | 8,000 | (6,062) | 24.23% |
| Total | 519,132 | 35,505,300 | (34,986,168) | 1.46% |



Accumulated Revenues



High Plains Library District
Net Income (Loss) Actual vs Budget
For the Period Ended January 31, 2022
8.3% of budget year elapsed

| Expenditures | Year To Date Actual | Annual Budget | Variance | % of Actual to Annual Budget |
|-------------------------|---------------------|-------------------|-------------------|------------------------------|
| S & W / Benefits | 957,983 | 12,980,571 | 12,022,588 | 7.38% |
| Operations | 668,978 | 6,930,812 | 6,261,834 | 9.65% |
| Capital outlay | 904,332 | 32,211,024 | 31,306,692 | 2.81% |
| Debt service | - | - | - | |
| Member tax distribution | 65,194 | 7,444,469 | 7,379,275 | 0.88% |
| Total | 2,596,487 | 59,566,876 | 56,970,389 | 4.36% |

