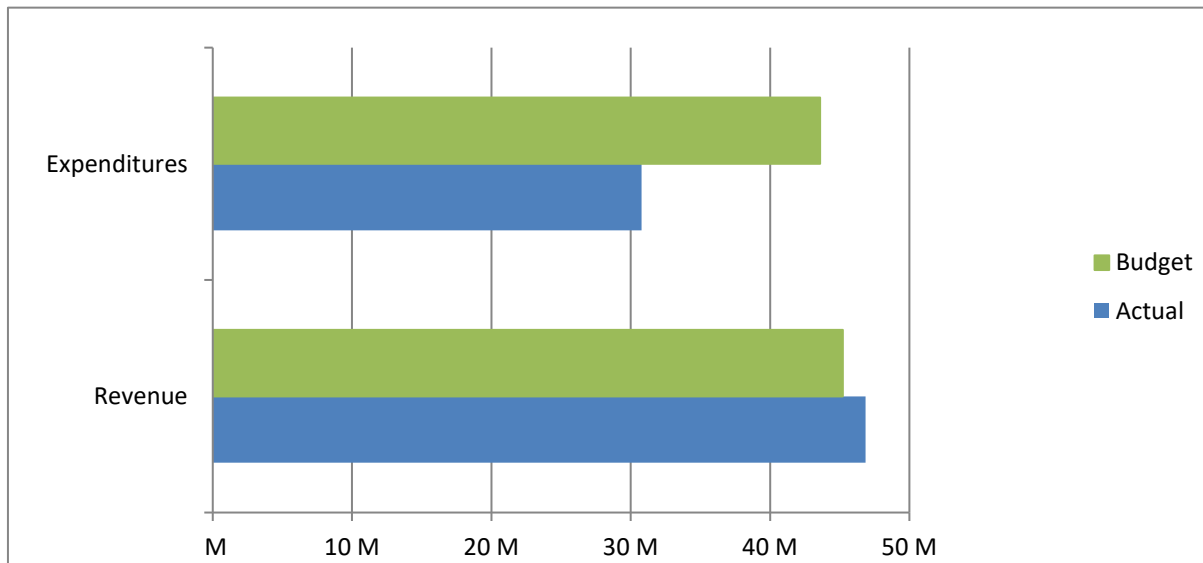


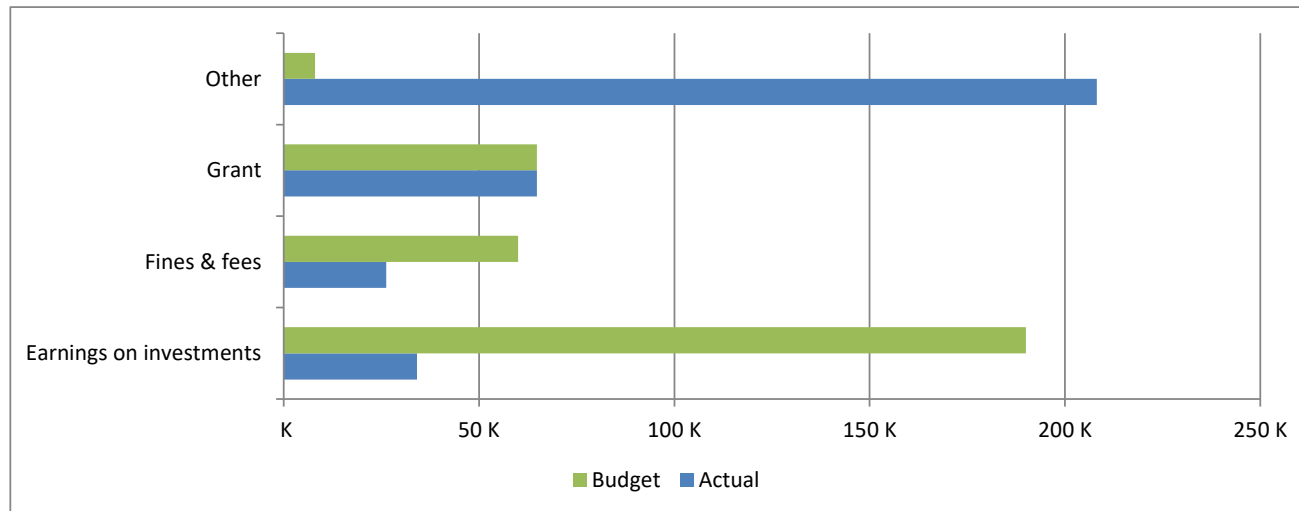
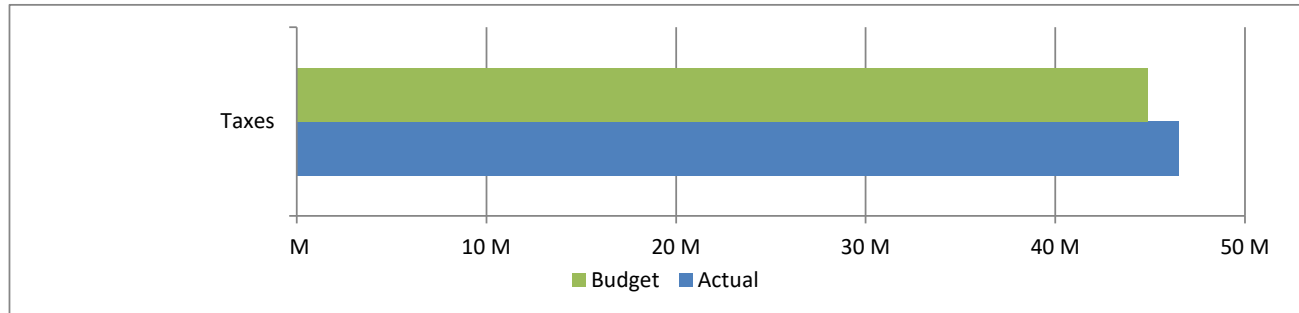
High Plains Library District
Net Income (Loss) Actual vs Budget
For the Period Ended December 31, 2021
100.0% of budget year elapsed

Income (Loss)	Year To Date Actual	Annual Budget	Variance	% of Actual to Annual Budget
Revenue	46,846,036	45,217,370	1,628,666	103.60%
Expenditures	30,770,724	43,582,833	12,812,109	70.60%
Total	16,075,312	1,634,537	14,440,775	

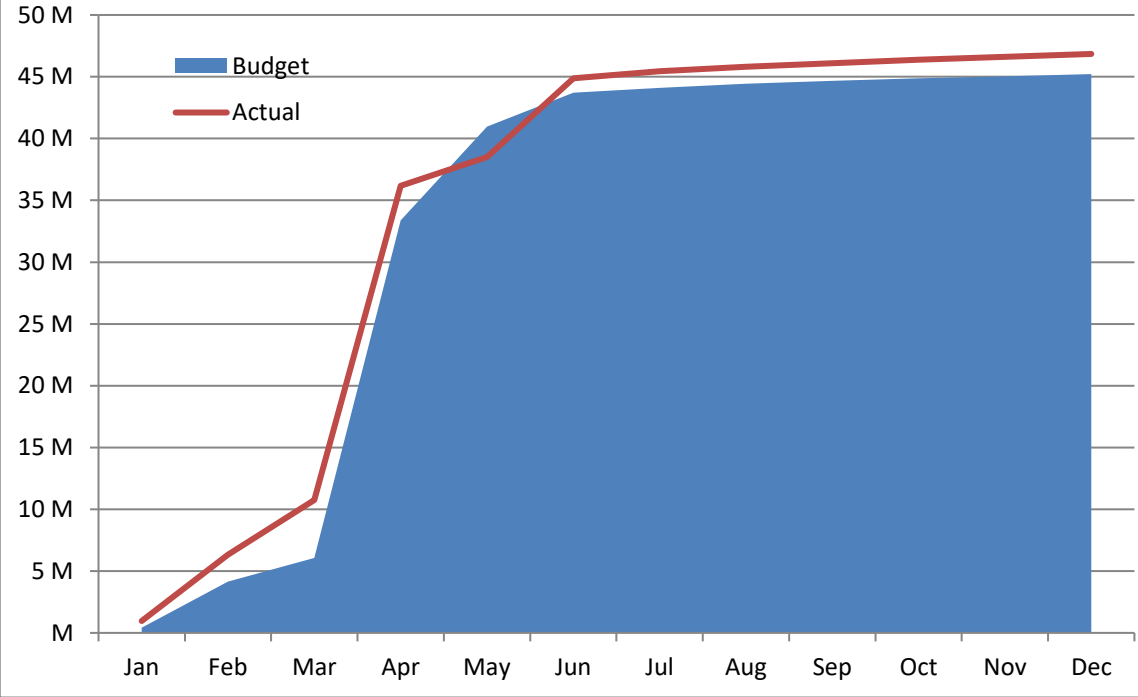


High Plains Library District
Net Income (Loss) Actual vs Budget
For the Period Ended December 31, 2021
100.0% of budget year elapsed

Revenues	Year To Date Actual	Annual Budget	Variance	% of Actual to Annual Budget
Taxes	46,512,725	44,894,586	1,618,139	103.60%
Earnings on investments	34,120	190,000	(155,880)	17.96%
Fines & fees	26,280	60,000	(33,720)	43.80%
Grant	64,784	64,784	-	100.00%
Other	208,127	8,000	200,127	2601.59%
Total	46,846,036	45,217,370	1,628,666	103.60%



Accumulated Revenues



High Plains Library District
Net Income (Loss) Actual vs Budget
For the Period Ended December 31, 2021
100.0% of budget year elapsed

Expenditures	Year To Date Actual	Annual Budget	Variance	% of Actual to Annual Budget
S & W / Benefits	10,831,294	12,978,971	2,147,677	83.45%
Operations	5,699,912	6,425,526	725,614	88.71%
Capital outlay	3,974,492	13,890,071	9,915,579	28.61%
Debt service	-	-	-	
Member tax distribution	10,265,026	10,288,265	23,239	99.77%
Total	30,770,724	43,582,833	12,812,109	70.60%

