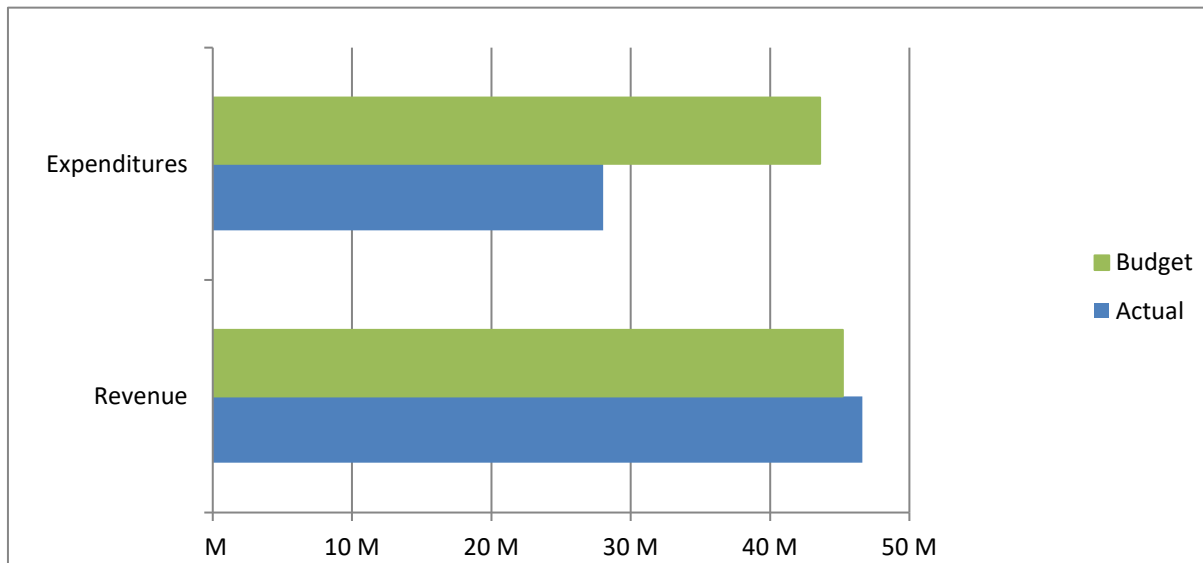


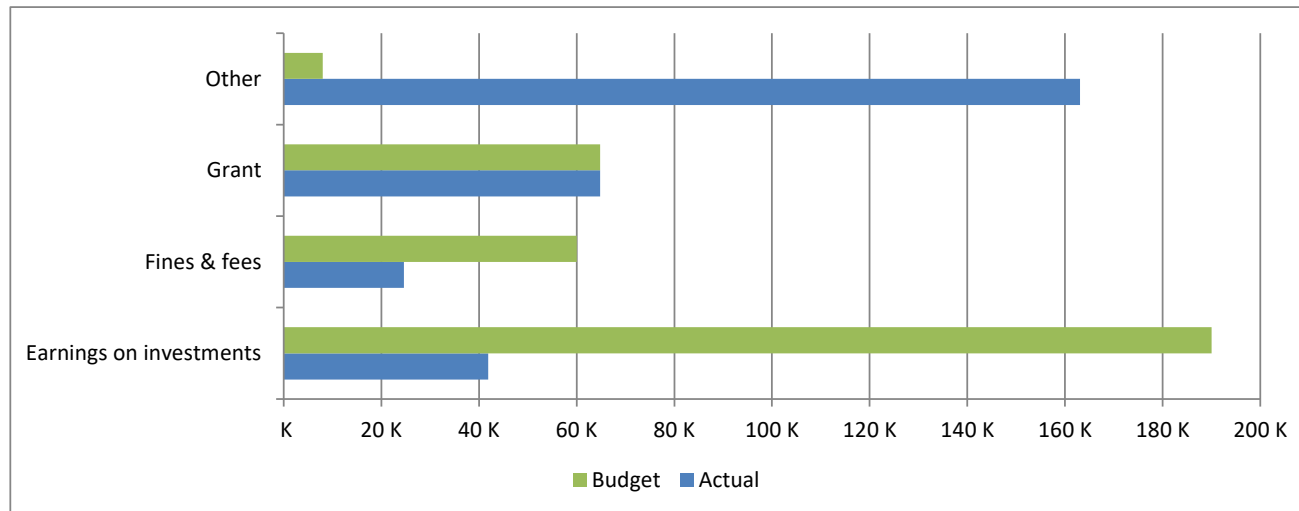
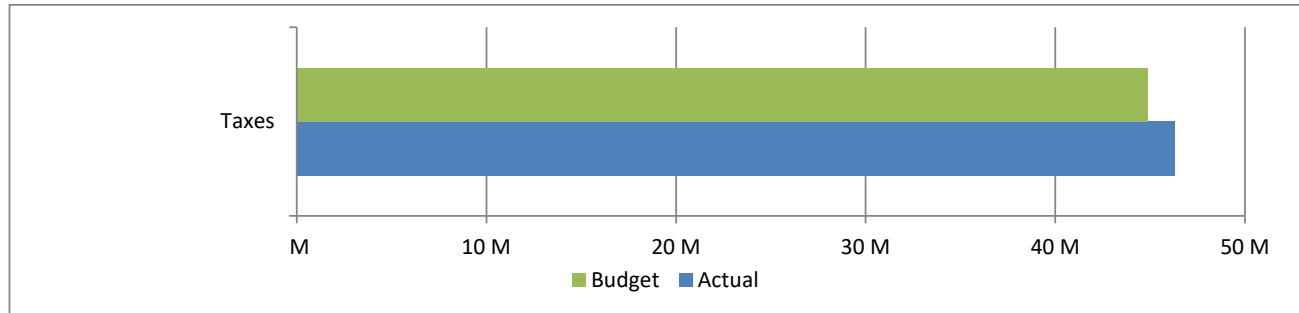
High Plains Library District
Net Income (Loss) Actual vs Budget
For the Period Ended November 30, 2021
91.7% of budget year elapsed

Income (Loss)	Year To Date Actual	Annual Budget	Variance	% of Actual to Annual Budget
Revenue	46,619,423	45,217,370	1,402,053	103.10%
Expenditures	28,017,753	43,582,833	15,565,080	64.29%
Total	18,601,670	1,634,537	16,967,133	

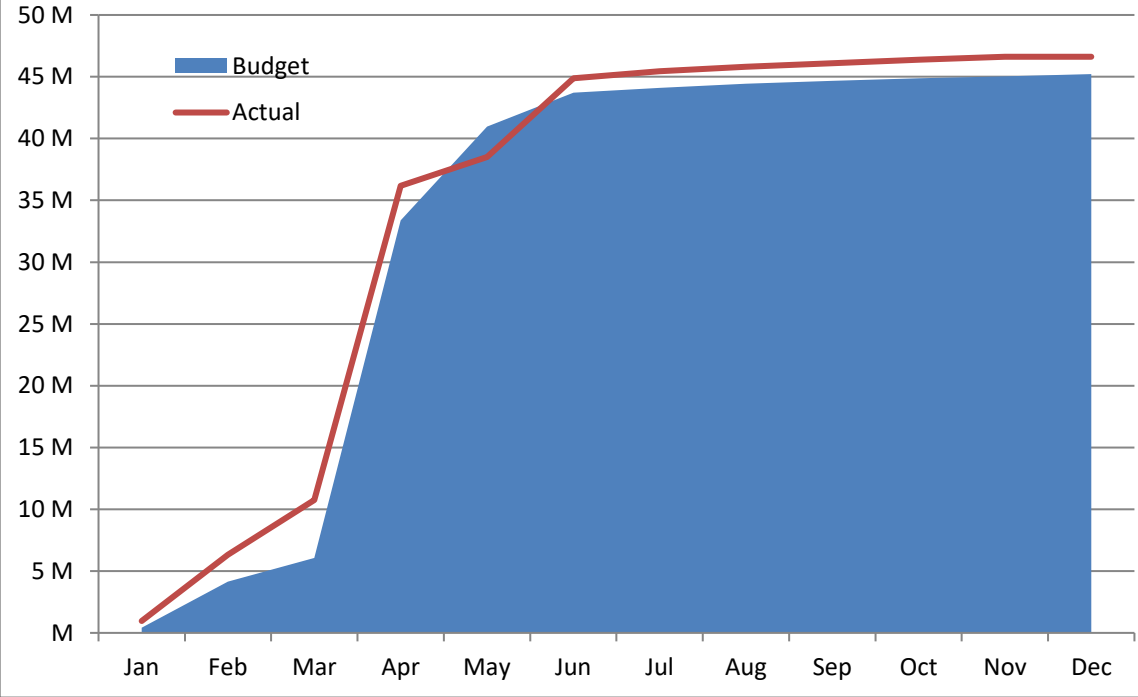


High Plains Library District
Net Income (Loss) Actual vs Budget
For the Period Ended November 30, 2021
91.7% of budget year elapsed

Revenues	Year To Date Actual	Annual Budget	Variance	% of Actual to Annual Budget
Taxes	46,325,016	44,894,586	1,430,430	103.19%
Earnings on investments	41,893	190,000	(148,107)	22.05%
Fines & fees	24,629	60,000	(35,371)	41.05%
Grant	64,784	64,784	-	100.00%
Other	163,101	8,000	155,101	2038.76%
Total	46,619,423	45,217,370	1,402,053	103.10%



Accumulated Revenues



High Plains Library District
Net Income (Loss) Actual vs Budget
For the Period Ended November 30, 2021
91.7% of budget year elapsed

Expenditures	Year To Date Actual	Annual Budget	Variance	% of Actual to Annual Budget
S & W / Benefits	9,562,036	12,978,971	3,416,935	73.67%
Operations	5,059,833	6,425,526	1,365,693	78.75%
Capital outlay	3,165,807	13,890,071	10,724,264	22.79%
Debt service	-	-	-	
Member tax distribution	10,230,077	10,288,265	58,188	99.43%
Total	28,017,753	43,582,833	15,565,080	64.29%

