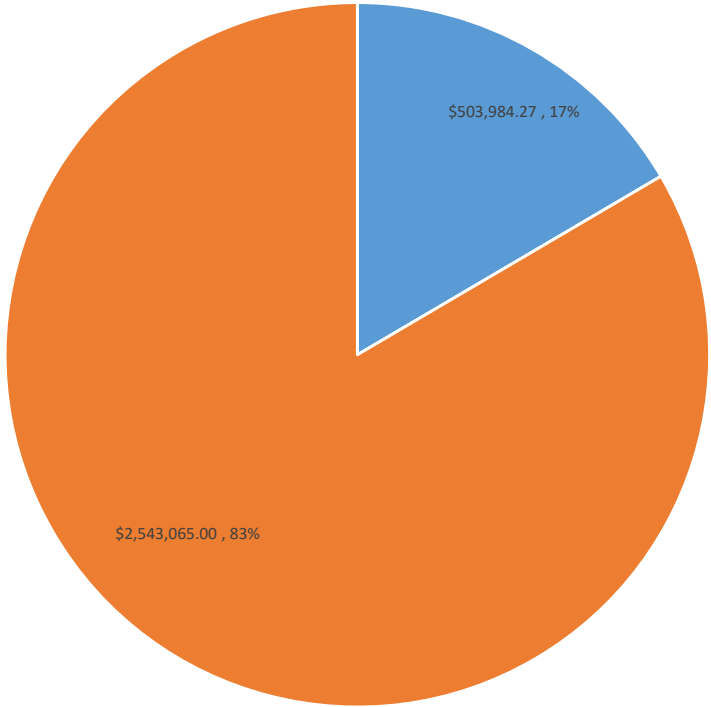


High Plains Library District
Investment maturities
Per October 2021 Public Trustee Advisors Statement

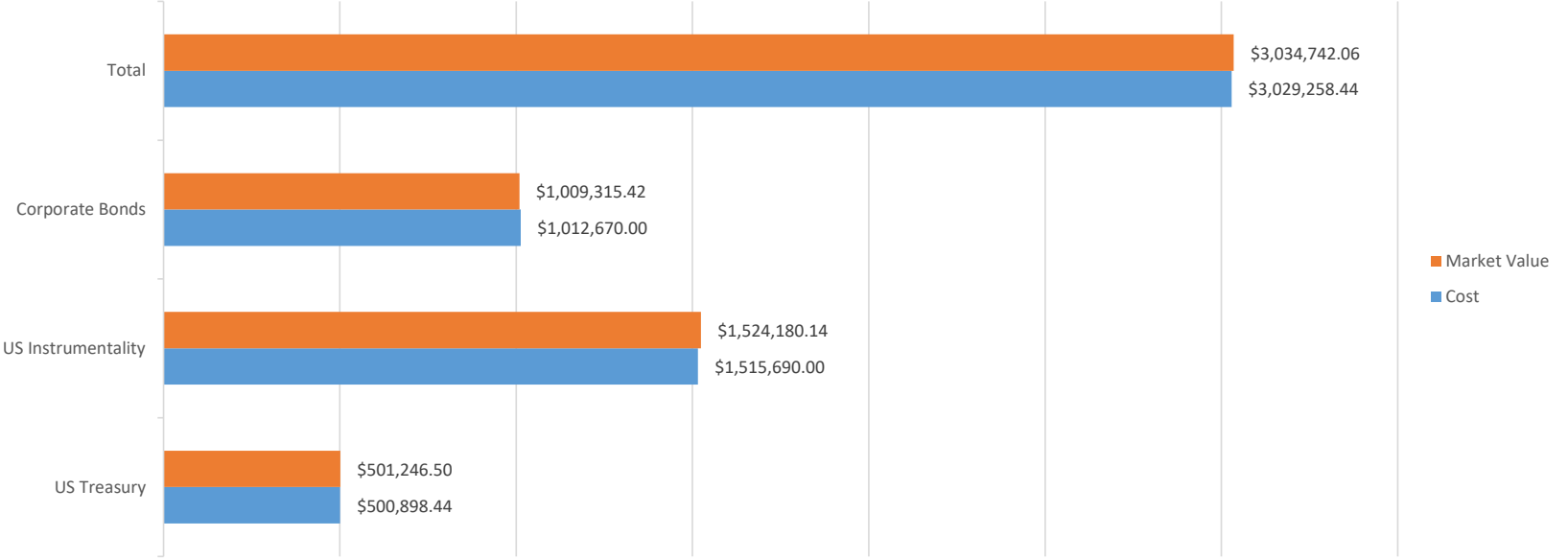
	CUSIP	Maturity Date	Yield	Units	Cost	Market Value	Unrealized Gain (Loss)	Accrued	Market Value plus Accrued	
US Treasury	912828YZ7	12/31/2021	0.170%	500,000.00	500,898.44	501,246.50	348.06	2,737.77	503,984.27	UST
		2021		<u>500,000.00</u>	<u>500,898.44</u>	<u>501,246.50</u>	<u>348.06</u>	<u>2,737.77</u>	<u>\$ 503,984.27</u>	
Apple	037833CM0	2/9/2022	0.390%	500,000.00	507,575.00	502,046.78	(5,528.22)	2,847.22	504,894.00	CB
Proctor & Gamble	742718EU9	8/11/2022	0.290%	500,000.00	505,095.00	507,268.64	2,173.64	2,388.89	509,657.53	CB
FHLB	313380GJ0	9/9/2022	0.130%	1,500,000.00	1,515,690.00	1,524,180.14	8,490.14	4,333.33	1,528,513.47	USI
		2022		<u>2,500,000.00</u>	<u>2,528,360.00</u>	<u>2,533,495.56</u>	<u>5,135.56</u>	<u>9,569.44</u>	<u>\$ 2,543,065.00</u>	
Total Portfolio				<u>3,000,000.00</u>	<u>3,029,258.44</u>	<u>3,034,742.06</u>	<u>5,483.62</u>	<u>12,307.21</u>	<u>3,047,049.27</u>	
ColoTrust Plus+			0.0167%	52,526,182.91	52,526,182.91	52,526,182.91			52,526,182.91	
ColoTrust Edge			0.1558%	15,008,017.34	15,008,017.34	15,008,017.34			15,008,017.34	
CSIP			0.0200%	10,278,701.46	10,278,701.46	10,278,701.46			10,278,701.46	
				<u>80,812,901.71</u>	<u>80,842,160.15</u>	<u>80,847,643.77</u>			<u>80,859,950.98</u>	
US Treasury				500,000.00	\$ 500,898.44	\$ 501,246.50	348.06	2,737.77	\$ 503,984.27	UST
US Instrumentality				1,500,000.00	\$ 1,515,690.00	\$ 1,524,180.14	8,490.14	4,333.33	\$ 1,528,513.47	USI
Corporate Bonds				1,000,000.00	\$ 1,012,670.00	\$ 1,009,315.42	(3,354.58)	5,236.11	\$ 1,014,551.53	CB
Total				<u>3,000,000.00</u>	<u>\$ 3,029,258.44</u>	<u>\$ 3,034,742.06</u>	<u>5,483.62</u>	<u>12,307.21</u>	<u>3,047,049.27</u>	

High Plains Library District
Investment Maturities

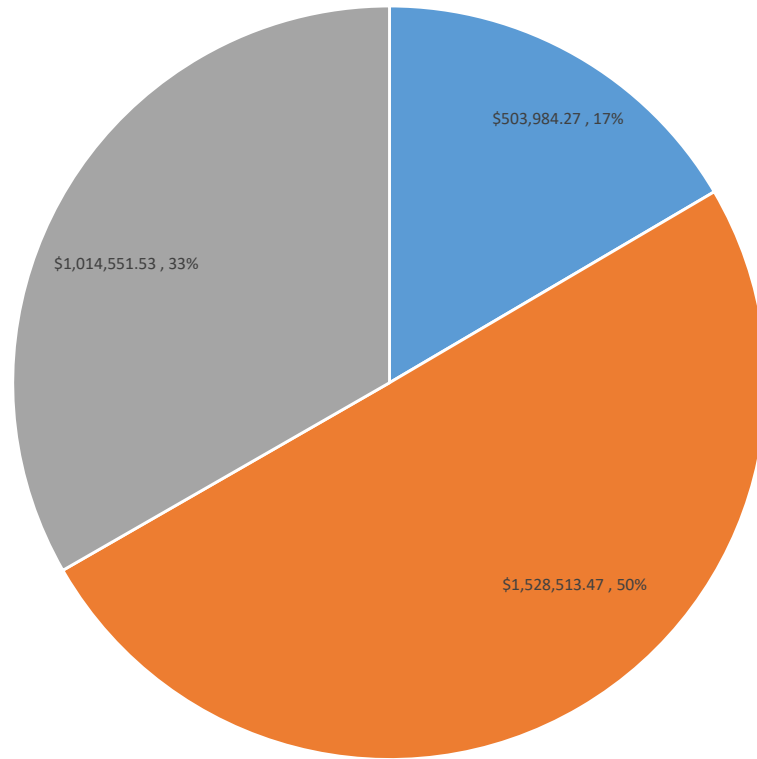


■ 2021 ■ 2022

High Plains Library District
Investment
Cost and Market Value



Investment Categories



- US Treasury
- US Instrumentality
- Corporate Bonds