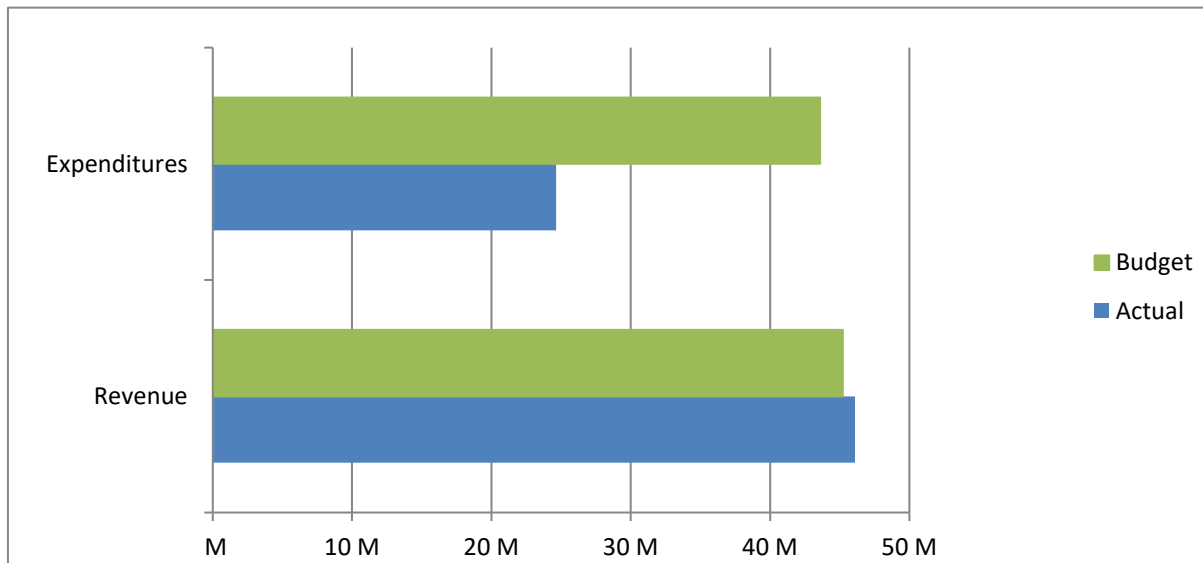


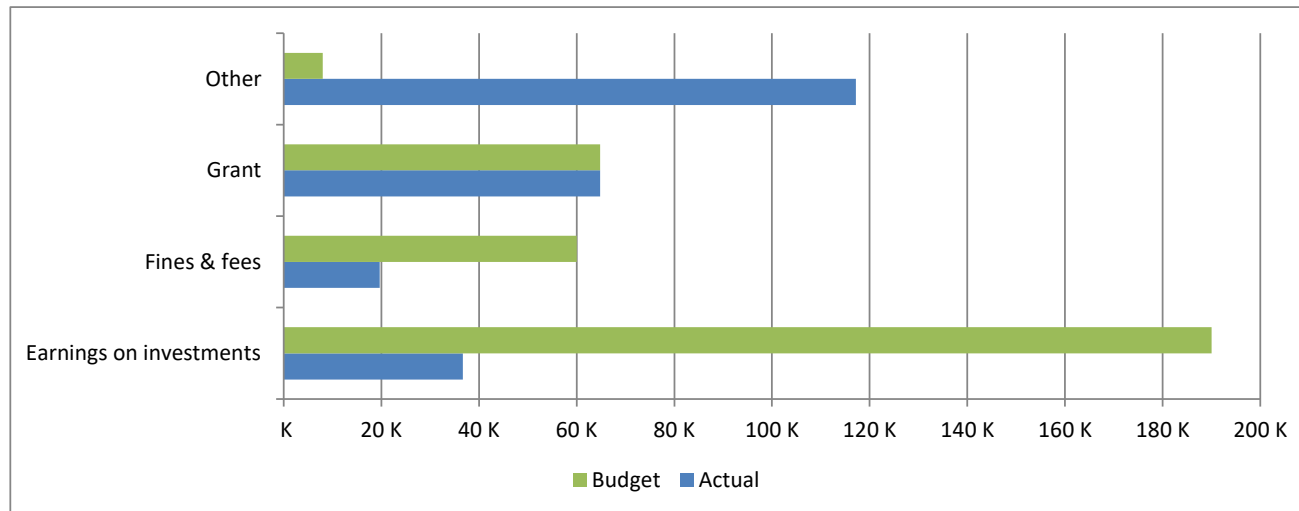
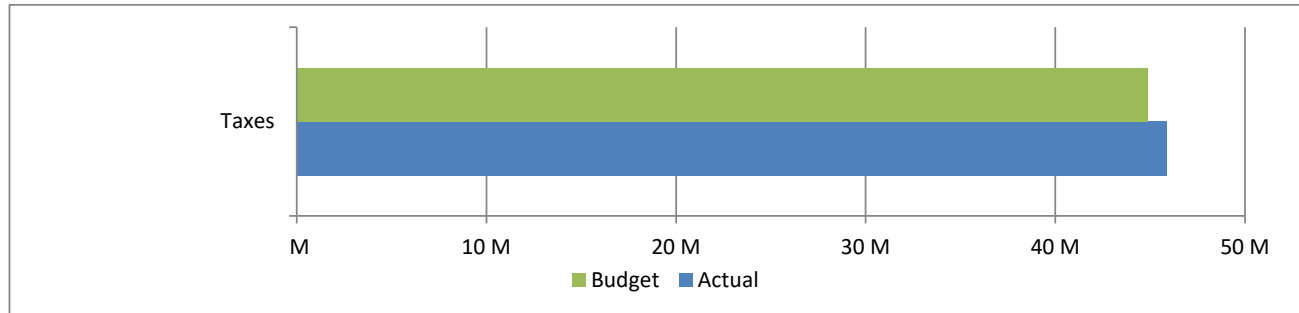
High Plains Library District
Net Income (Loss) Actual vs Budget
For the Period Ended September 30, 2021
75.0% of budget year elapsed

Income (Loss)	Year To Date Actual	Annual Budget	Variance	% of Actual to Annual Budget
Revenue	46,105,783	45,217,370	888,413	101.96%
Expenditures	24,632,969	43,582,833	18,949,864	56.52%
Total	21,472,814	1,634,537	19,838,277	

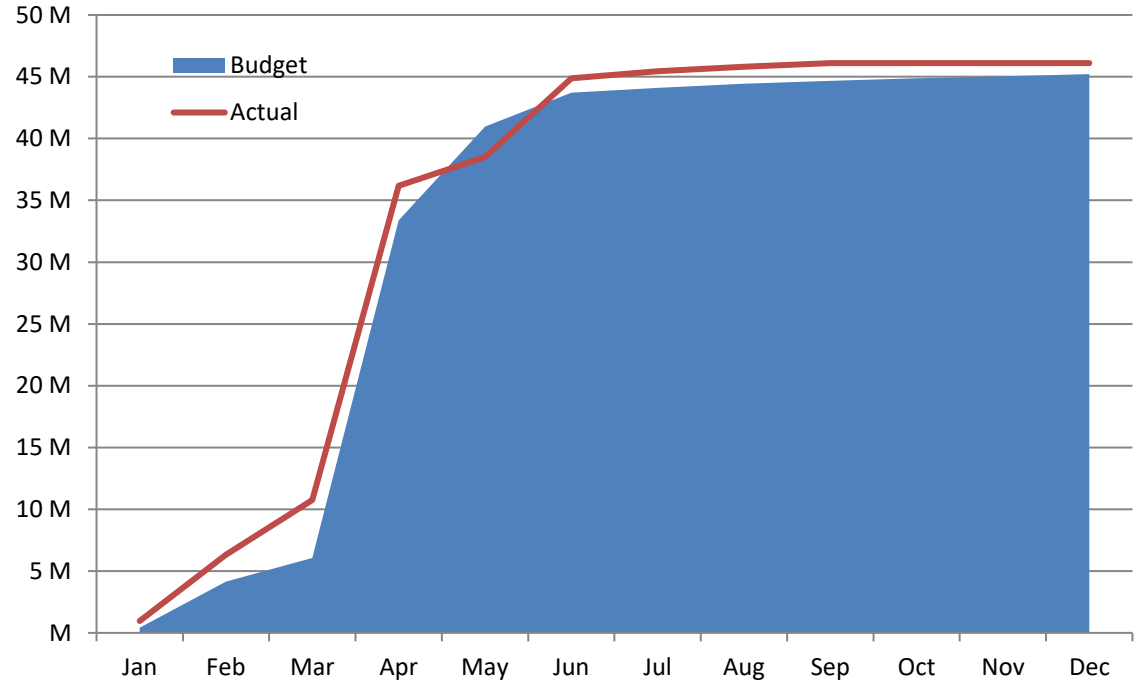


High Plains Library District
Net Income (Loss) Actual vs Budget
For the Period Ended September 30, 2021
75.0% of budget year elapsed

Revenues	Year To Date Actual	Annual Budget	Variance	% of Actual to Annual Budget
Taxes	45,867,453	44,894,586	972,867	102.17%
Earnings on investments	36,700	190,000	(153,300)	19.32%
Fines & fees	19,686	60,000	(40,314)	32.81%
Grant	64,784	64,784	-	100.00%
Other	117,160	8,000	109,160	1464.50%
Total	46,105,783	45,217,370	888,413	101.96%



Accumulated Revenues



High Plains Library District
Net Income (Loss) Actual vs Budget
For the Period Ended September 30, 2021
75.0% of budget year elapsed

Expenditures	Year To Date Actual	Annual Budget	Variance	% of Actual to Annual Budget
S & W / Benefits	7,876,784	12,978,971	5,102,187	60.69%
Operations	4,428,387	6,425,526	1,997,139	68.92%
Capital outlay	2,131,091	13,890,071	11,758,980	15.34%
Debt service	-	-	-	
Member tax distribution	10,196,707	10,288,265	91,558	99.11%
Total	24,632,969	43,582,833	18,949,864	56.52%

