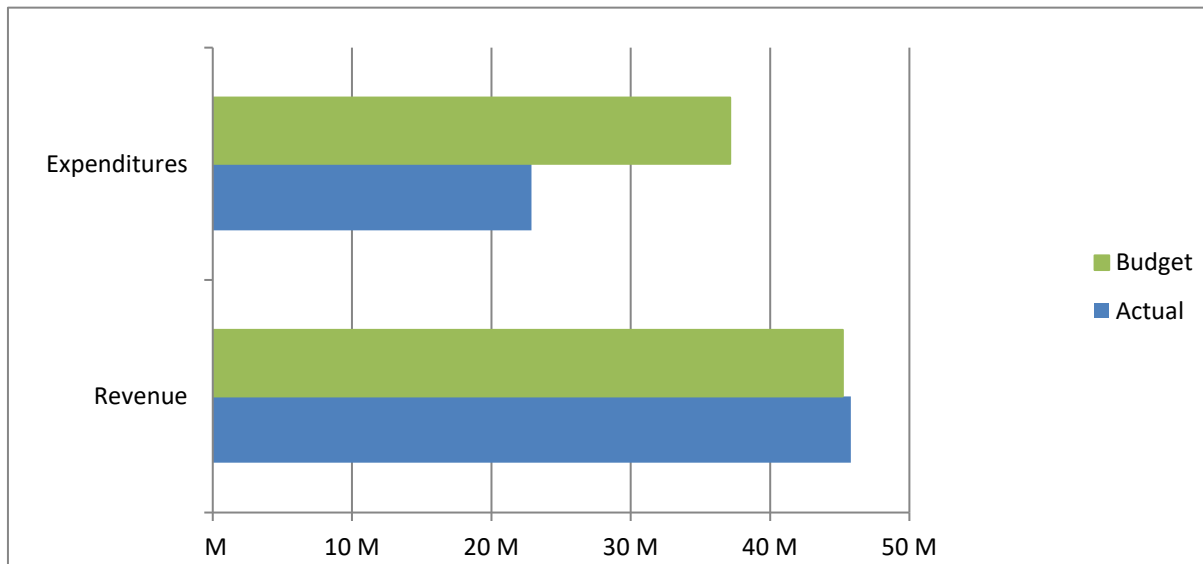


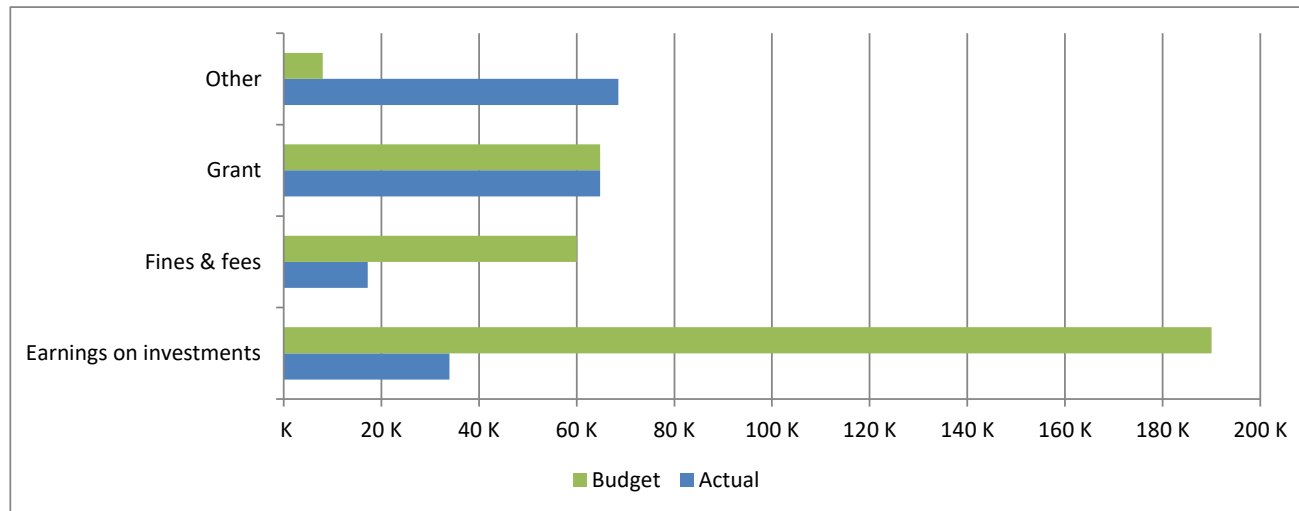
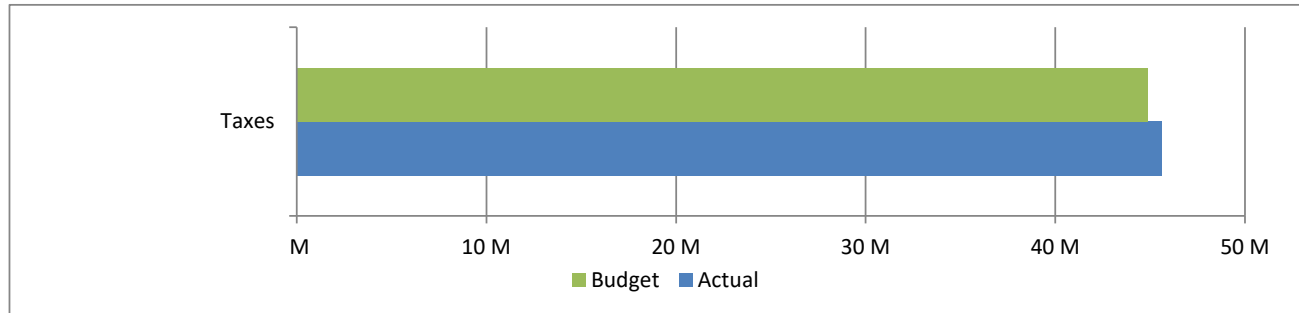
High Plains Library District
Net Income (Loss) Actual vs Budget
For the Period Ended August 31, 2021
66.7% of budget year elapsed

Income (Loss)	Year To Date Actual	Annual Budget	Variance	% of Actual to Annual Budget
Revenue	45,797,871	45,217,370	580,501	101.28%
Expenditures	22,866,891	37,148,633	14,281,742	61.56%
Total	22,930,980	8,068,737	14,862,243	

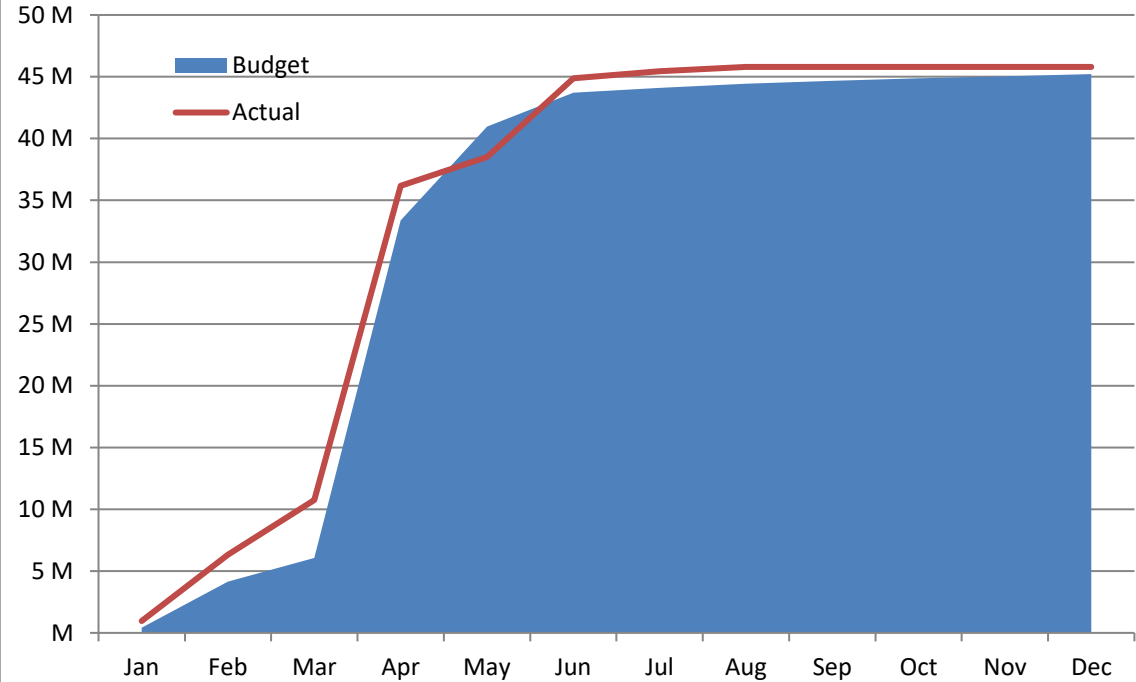


High Plains Library District
Net Income (Loss) Actual vs Budget
For the Period Ended August 31, 2021
66.7% of budget year elapsed

Revenues	Year To Date Actual	Annual Budget	Variance	% of Actual to Annual Budget
Taxes	45,613,377	44,894,586	718,791	101.60%
Earnings on investments	33,959	190,000	(156,041)	17.87%
Fines & fees	17,238	60,000	(42,762)	28.73%
Grant	64,784	64,784	-	100.00%
Other	68,513	8,000	60,513	856.41%
Total	45,797,871	45,217,370	580,501	101.28%



Accumulated Revenues



High Plains Library District
Net Income (Loss) Actual vs Budget
For the Period Ended August 31, 2021
66.7% of budget year elapsed

Expenditures	Year To Date Actual	Annual Budget	Variance	% of Actual to Annual Budget
S & W / Benefits	7,051,945	12,978,971	5,927,026	54.33%
Operations	4,066,609	6,391,326	2,324,717	63.63%
Capital outlay	1,562,000	7,490,071	5,928,071	20.85%
Debt service	-	-	-	
Member tax distribution	10,186,337	10,288,265	101,928	99.01%
Total	22,866,891	37,148,633	14,281,742	61.56%

