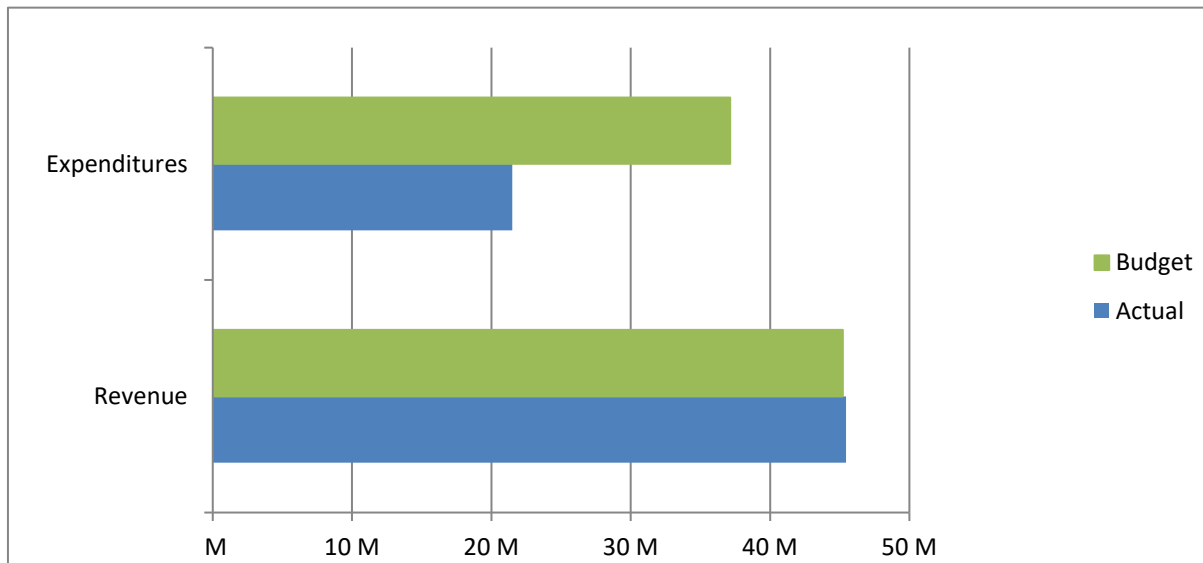


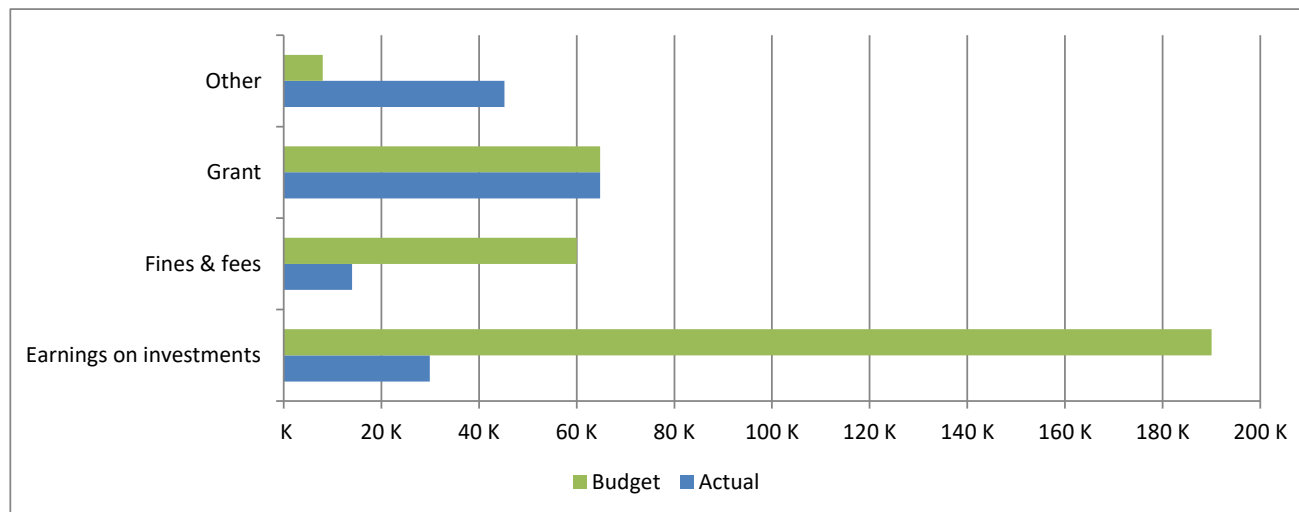
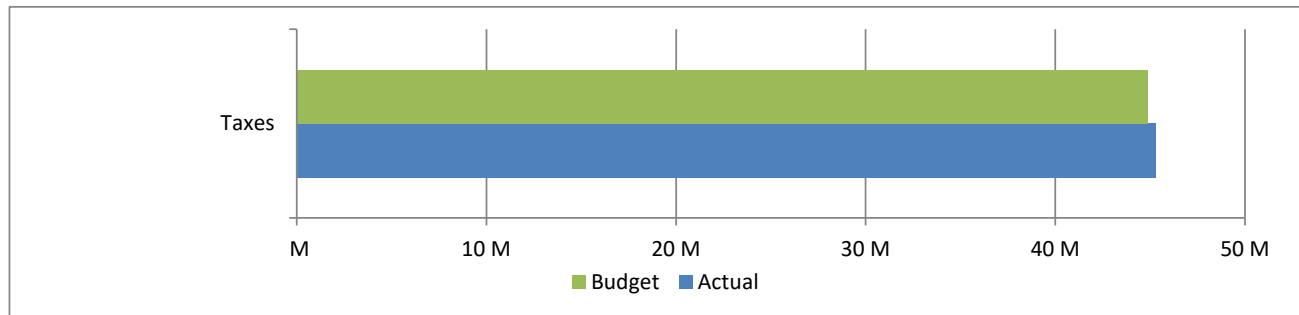
High Plains Library District
Net Income (Loss) Actual vs Budget
For the Period Ended July 31, 2021
58.3% of budget year elapsed

Income (Loss)	Year To Date Actual	Annual Budget	Variance	% of Actual to Annual Budget
Revenue	45,450,773	45,217,370	233,403	100.52%
Expenditures	21,506,057	37,148,633	15,642,576	57.89%
Total	23,944,716	8,068,737	15,875,979	

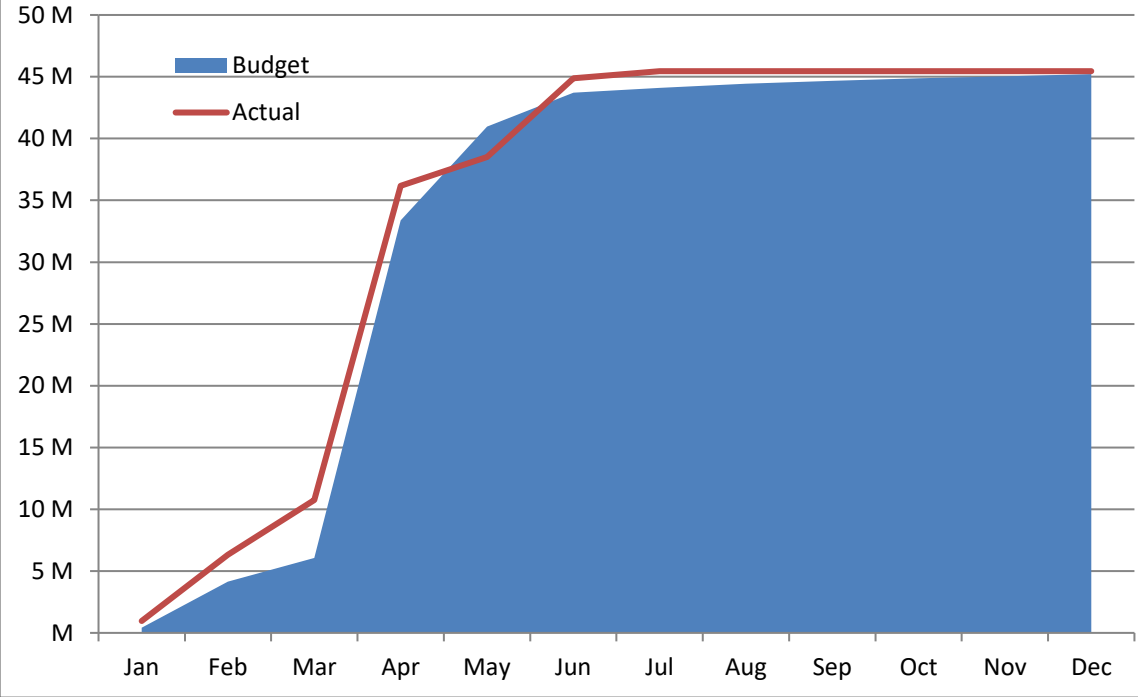


High Plains Library District
Net Income (Loss) Actual vs Budget
For the Period Ended July 31, 2021
58.3% of budget year elapsed

Revenues	Year To Date Actual	Annual Budget	Variance	% of Actual to Annual Budget
Taxes	45,296,867	44,894,586	402,281	100.90%
Earnings on investments	29,927	190,000	(160,073)	15.75%
Fines & fees	13,975	60,000	(46,025)	23.29%
Grant	64,784	64,784	-	100.00%
Other	45,220	8,000	37,220	565.25%
Total	45,450,773	45,217,370	233,403	100.52%



Accumulated Revenues



High Plains Library District
Net Income (Loss) Actual vs Budget
For the Period Ended July 31, 2021
58.3% of budget year elapsed

Expenditures	Year To Date Actual	Annual Budget	Variance	% of Actual to Annual Budget
S & W / Benefits	6,216,696	12,978,971	6,762,275	47.90%
Operations	3,740,628	6,391,326	2,650,698	58.53%
Capital outlay	1,362,396	7,490,071	6,127,675	18.19%
Debt service	-	-	-	
Member tax distribution	10,186,337	10,288,265	101,928	99.01%
Total	21,506,057	37,148,633	15,642,576	57.89%

