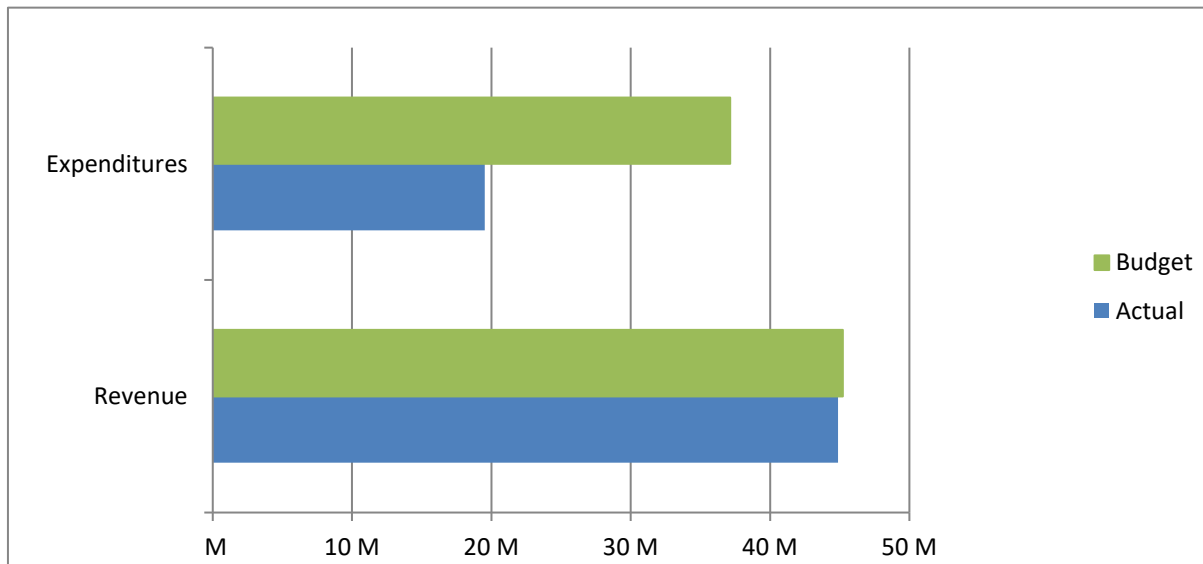


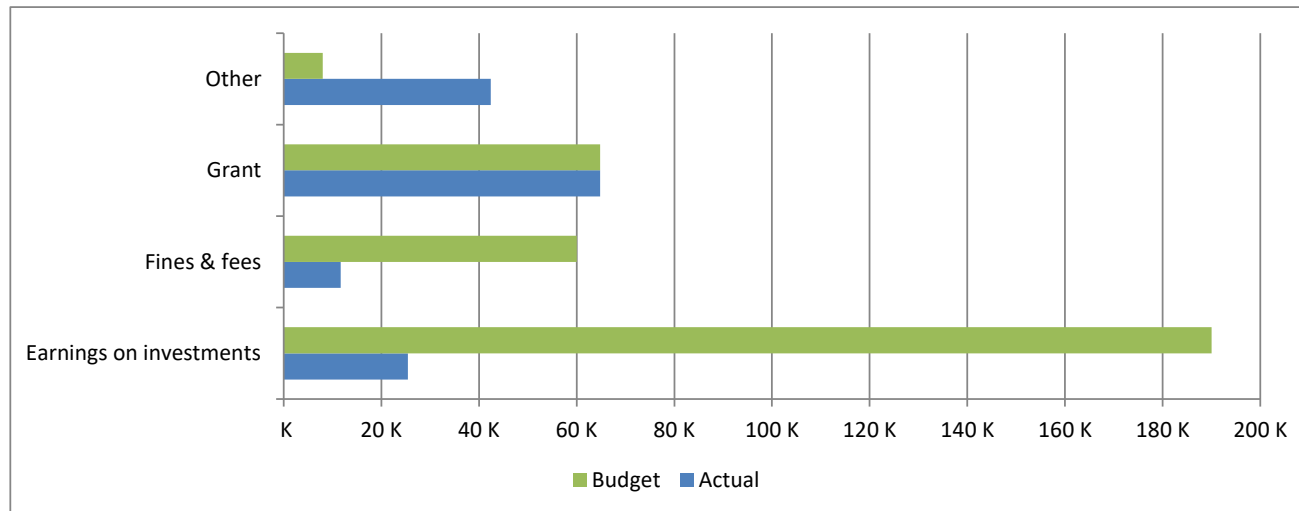
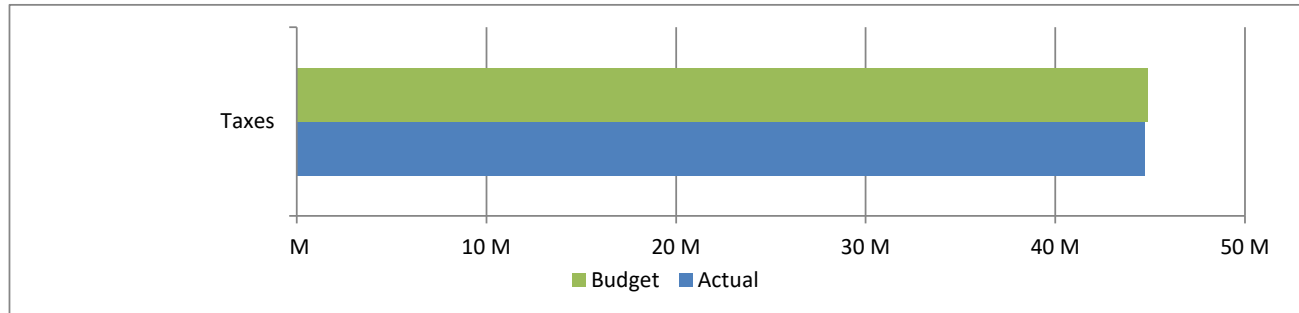
High Plains Library District
Net Income (Loss) Actual vs Budget
For the Period Ended June 30, 2021
50.0% of budget year elapsed

Income (Loss)	Year To Date Actual	Annual Budget	Variance	% of Actual to Annual Budget
Revenue	44,887,726	45,217,370	(329,644)	99.27%
Expenditures	19,519,647	37,148,633	17,628,986	52.54%
Total	25,368,079	8,068,737	17,299,342	

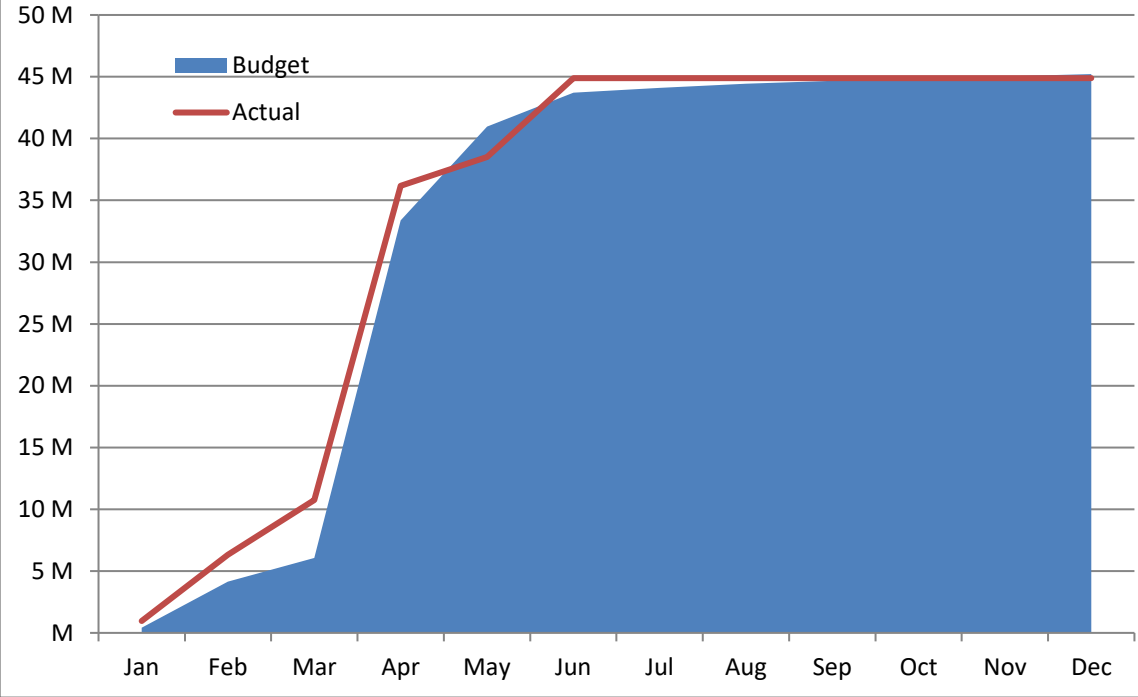


High Plains Library District
Net Income (Loss) Actual vs Budget
For the Period Ended June 30, 2021
50.0% of budget year elapsed

Revenues	Year To Date Actual	Annual Budget	Variance	% of Actual to Annual Budget
Taxes	44,743,442	44,894,586	(151,144)	99.66%
Earnings on investments	25,407	190,000	(164,593)	13.37%
Fines & fees	11,665	60,000	(48,335)	19.44%
Grant	64,784	64,784	-	100.00%
Other	42,428	8,000	34,428	530.35%
Total	44,887,726	45,217,370	(329,644)	99.27%



Accumulated Revenues



**High Plains Library District
 Net Income (Loss) Actual vs Budget
 For the Period Ended June 30, 2021
 50.0% of budget year elapsed**

Expenditures	Year To Date Actual	Annual Budget	Variance	% of Actual to Annual Budget
S & W / Benefits	5,019,420	12,978,971	7,959,551	38.67%
Operations	3,312,724	6,391,326	3,078,602	51.83%
Capital outlay	1,016,968	7,490,071	6,473,103	13.58%
Debt service	-	-	-	
Member tax distribution	10,170,535	10,288,265	117,730	98.86%
Total	19,519,647	37,148,633	17,628,986	52.54%

