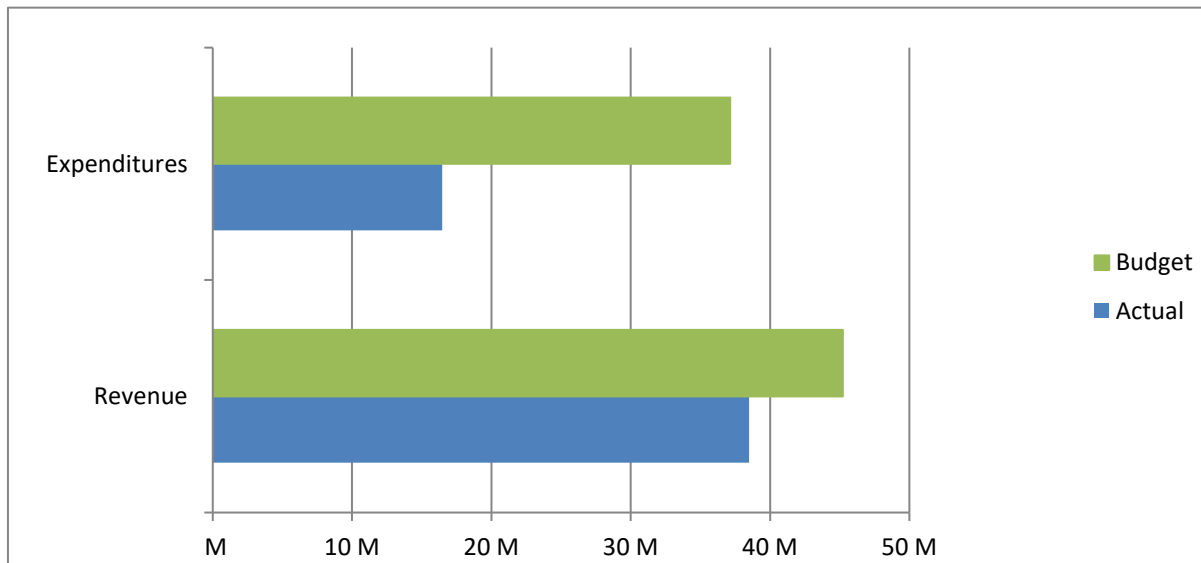


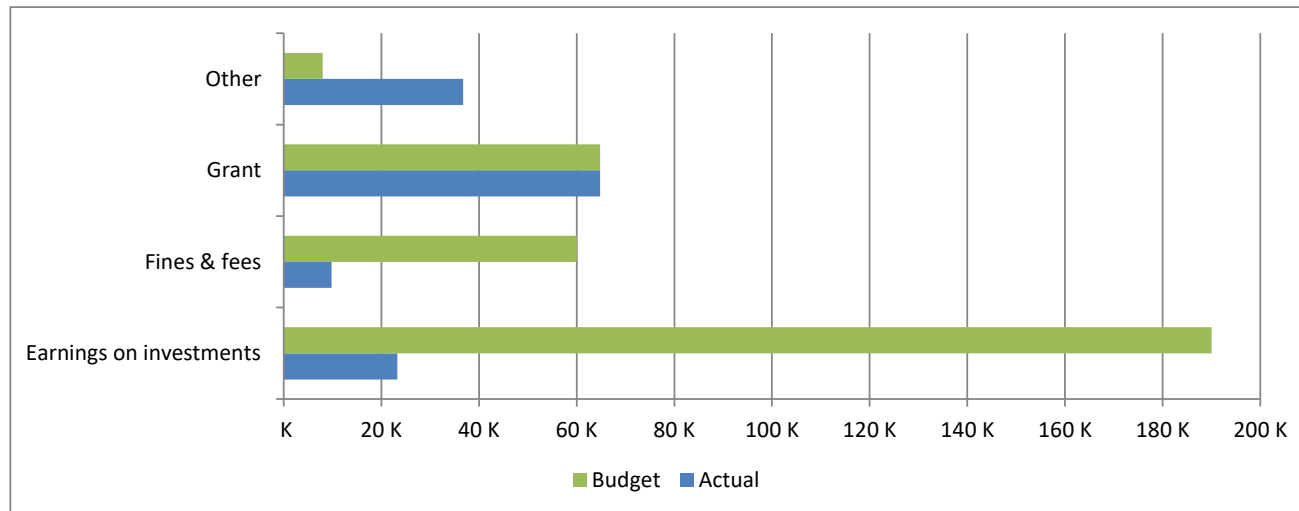
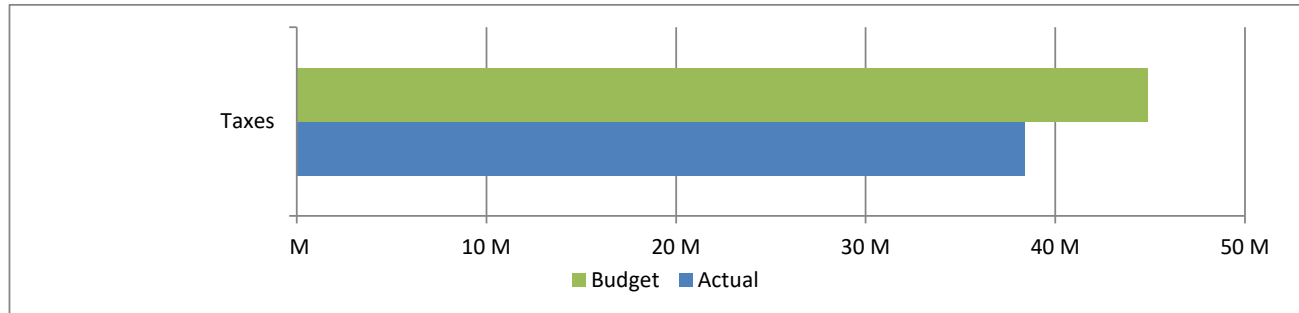
High Plains Library District
Net Income (Loss) Actual vs Budget
For the Period Ended May 31, 2021
41.7% of budget year elapsed

Income (Loss)	Year To Date Actual	Annual Budget	Variance	% of Actual to Annual Budget
Revenue	38,500,940	45,217,370	(6,716,430)	85.15%
Expenditures	16,476,707	37,148,633	20,671,926	44.35%
Total	22,024,233	8,068,737	13,955,496	

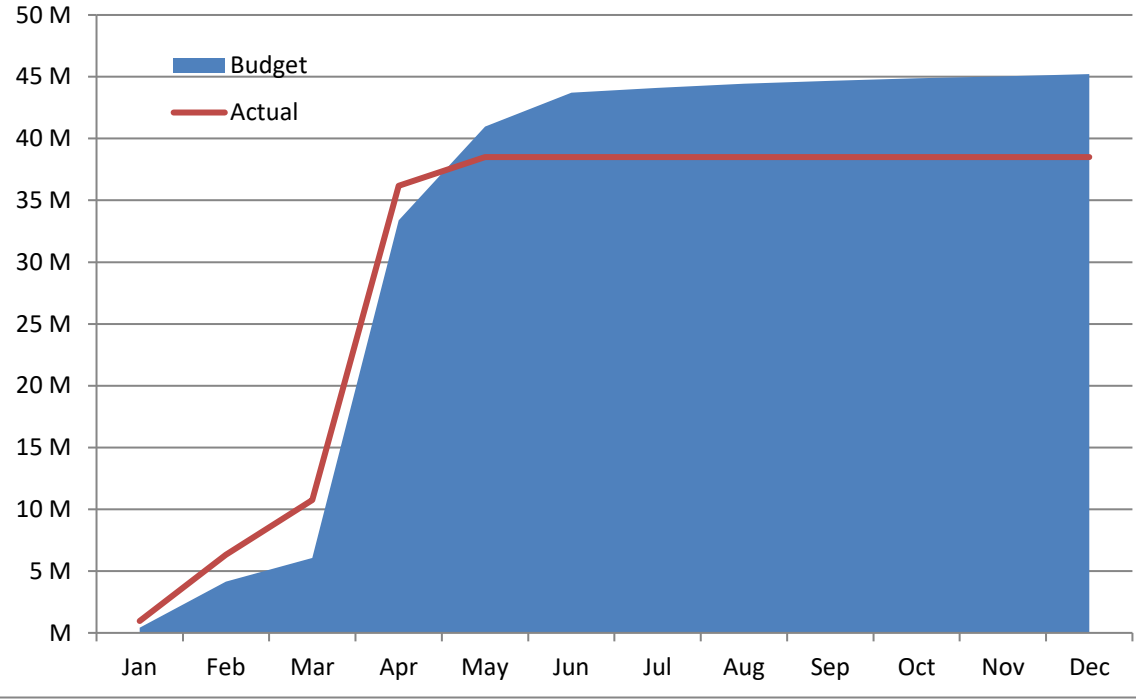


High Plains Library District
Net Income (Loss) Actual vs Budget
For the Period Ended May 31, 2021
41.7% of budget year elapsed

Revenues	Year To Date Actual	Annual Budget	Variance	% of Actual to Annual Budget
Taxes	38,366,365	44,894,586	(6,528,221)	85.46%
Earnings on investments	23,270	190,000	(166,730)	12.25%
Fines & fees	9,798	60,000	(50,202)	16.33%
Grant	64,784	64,784	-	100.00%
Other	36,723	8,000	28,723	459.04%
Total	38,500,940	45,217,370	(6,716,430)	85.15%



Accumulated Revenues



High Plains Library District
Net Income (Loss) Actual vs Budget
For the Period Ended May 31, 2021
41.7% of budget year elapsed

Expenditures	Year To Date Actual	Annual Budget	Variance	% of Actual to Annual Budget
S & W / Benefits	4,095,855	12,978,971	8,883,116	31.56%
Operations	2,809,459	6,391,326	3,581,867	43.96%
Capital outlay	788,202	7,490,071	6,701,869	10.52%
Debt service	-	-	-	
Member tax distribution	8,783,191	10,288,265	1,505,074	85.37%
Total	16,476,707	37,148,633	20,671,926	44.35%

