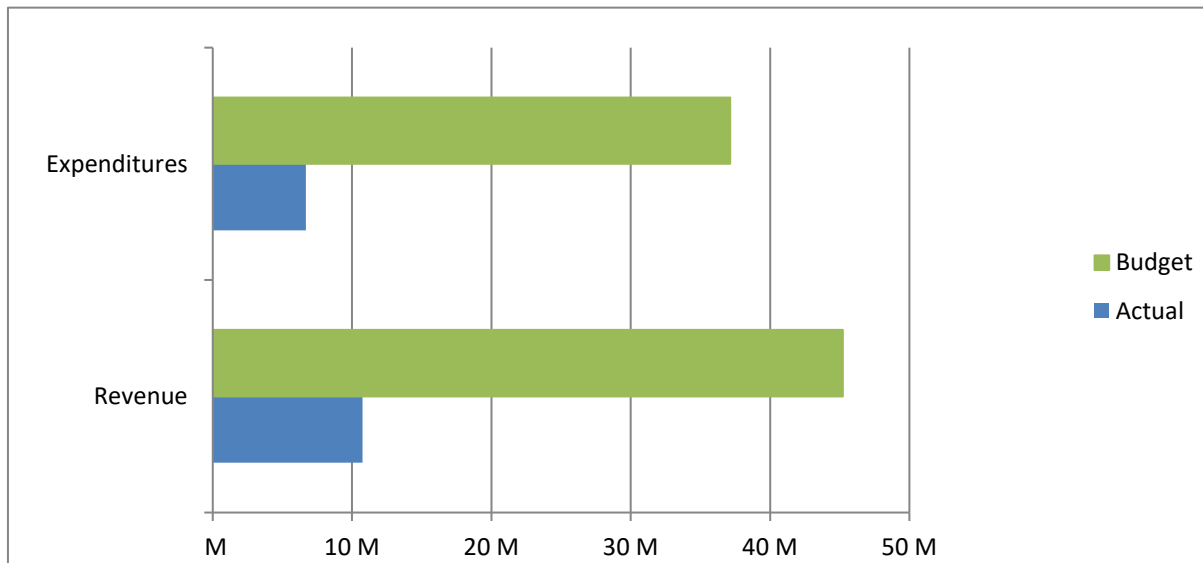


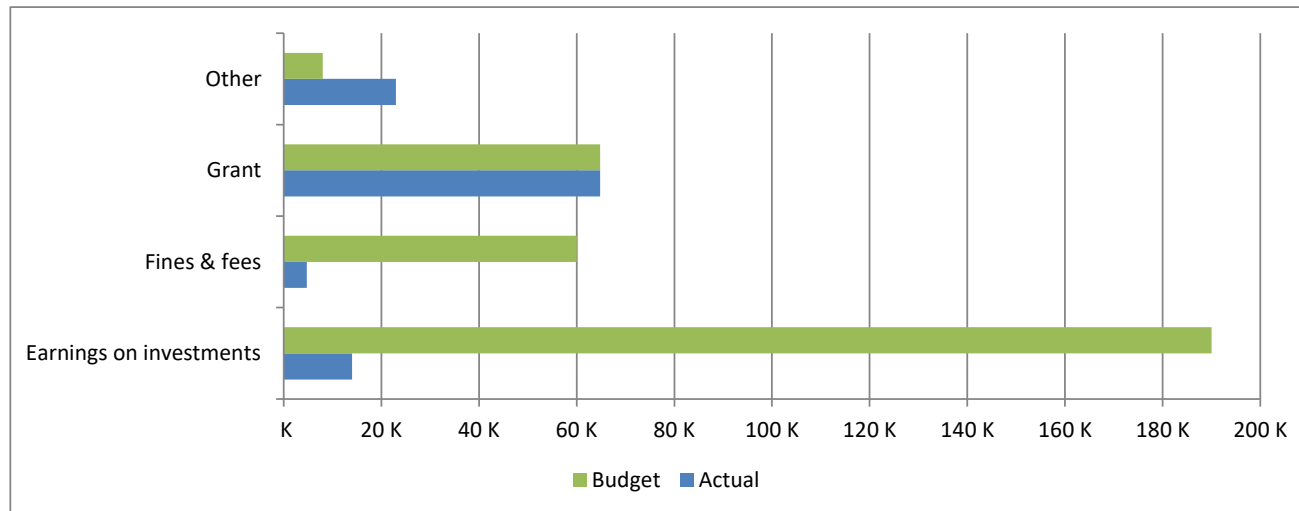
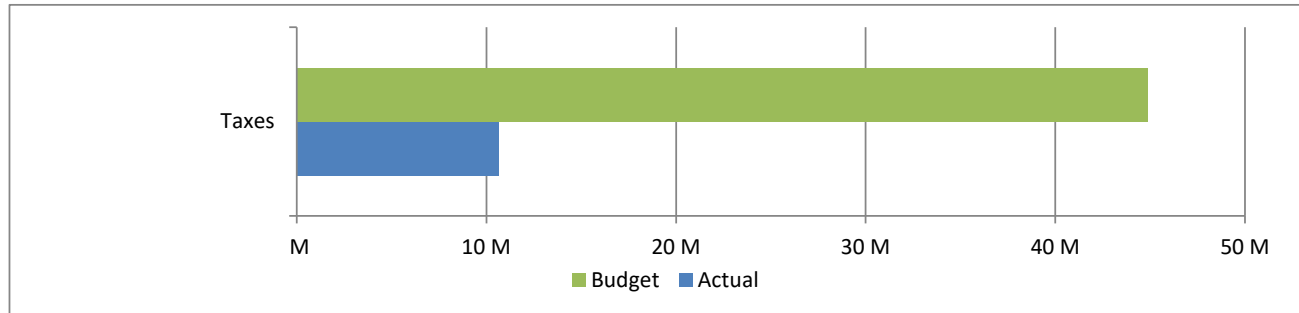
High Plains Library District
Net Income (Loss) Actual vs Budget
For the Period Ended March 31, 2021
25.0% of budget year elapsed

Income (Loss)	Year To Date Actual	Annual Budget	Variance	% of Actual to Annual Budget
Revenue	10,757,455	45,217,370	(34,459,915)	23.79%
Expenditures	6,691,126	37,148,633	30,457,507	18.01%
Total	4,066,329	8,068,737	(4,002,408)	

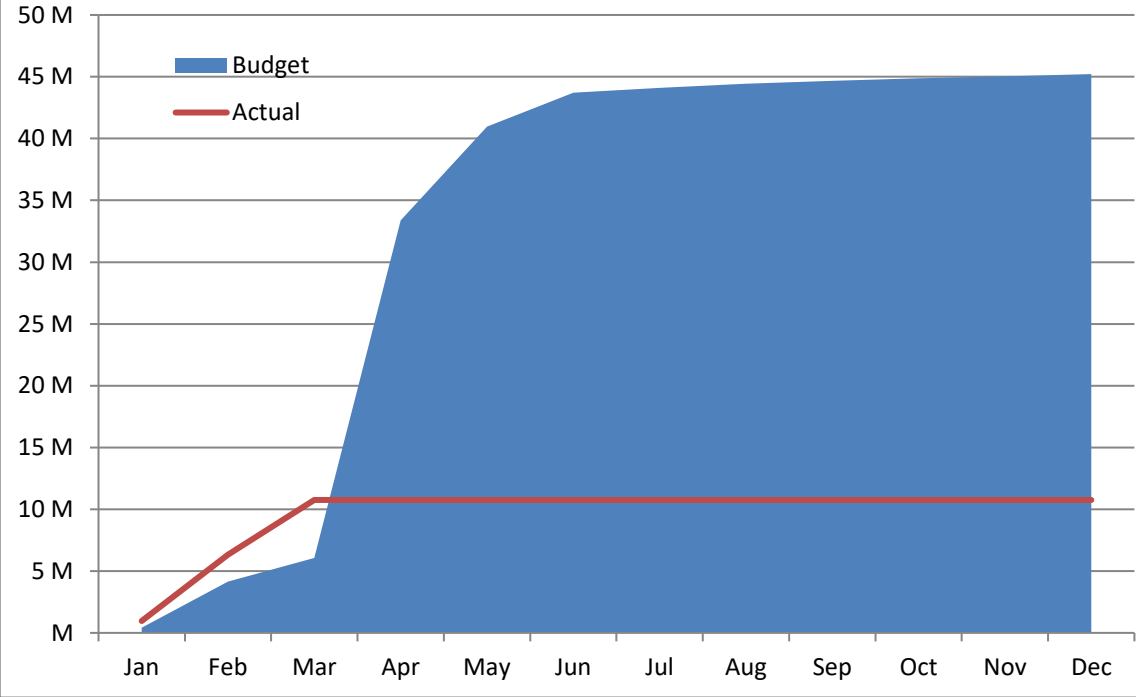


High Plains Library District
Net Income (Loss) Actual vs Budget
For the Period Ended March 31, 2021
25.0% of budget year elapsed

Revenues	Year To Date Actual	Annual Budget	Variance	% of Actual to Annual Budget
Taxes	10,650,916	44,894,586	(34,243,670)	23.72%
Earnings on investments	14,016	190,000	(175,984)	7.38%
Fines & fees	4,757	60,000	(55,243)	7.93%
Grant	64,784	64,784	-	100.00%
Other	22,982	8,000	14,982	287.28%
Total	10,757,455	45,217,370	(34,459,915)	



Accumulated Revenues



High Plains Library District
Net Income (Loss) Actual vs Budget
For the Period Ended March 31, 2021
25.0% of budget year elapsed

Expenditures	Year To Date Actual	Annual Budget	Variance	% of Actual to Annual Budget
S & W / Benefits	2,442,196	12,978,971	10,536,775	18.82%
Operations	1,635,490	6,391,326	4,755,836	25.59%
Capital outlay	391,931	7,490,071	7,098,140	5.23%
Debt service	-	-	-	
Member tax distribution	2,221,509	10,288,265	8,066,756	21.59%
Total	6,691,126	37,148,633	30,457,507	18.01%

