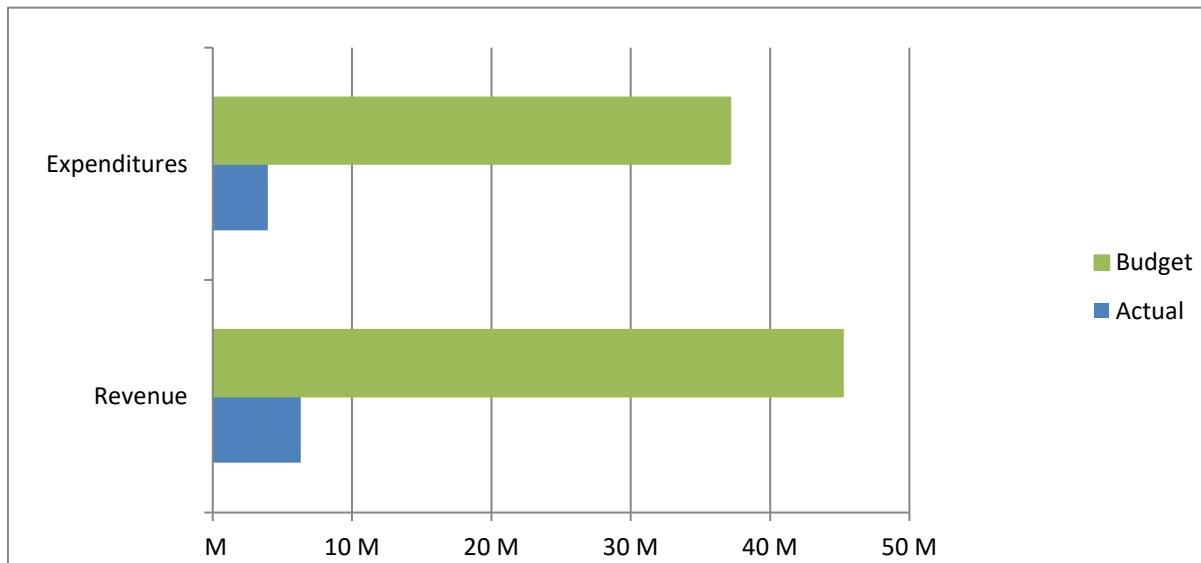


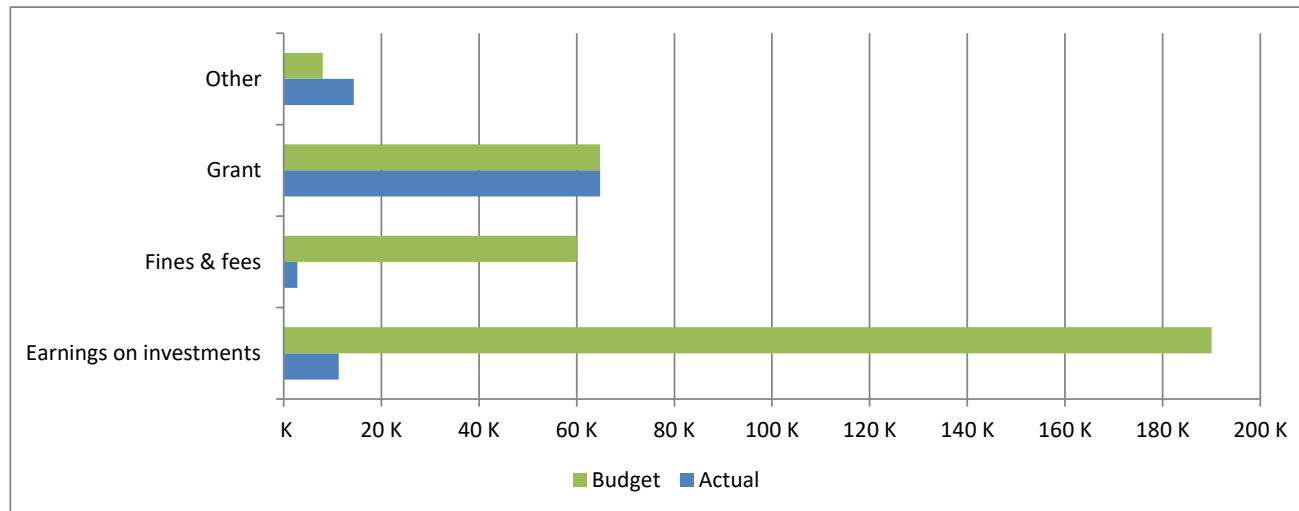
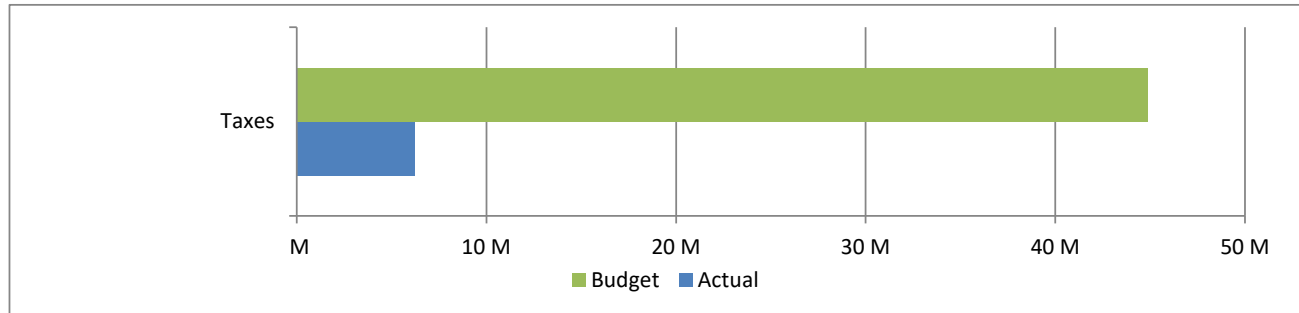
**High Plains Library District**  
**Net Income (Loss) Actual vs Budget**  
**For the Period Ended February 28, 2021**  
**16.7% of budget year elapsed**

Income (Loss)	Year To Date Actual	Annual Budget	Variance	% of Actual to Annual Budget
Revenue	6,317,726	45,217,370	(38,899,644)	13.97%
Expenditures	3,960,991	37,148,633	33,187,642	10.66%
Total	<u>2,356,735</u>	<u>8,068,737</u>	<u>(5,712,002)</u>	

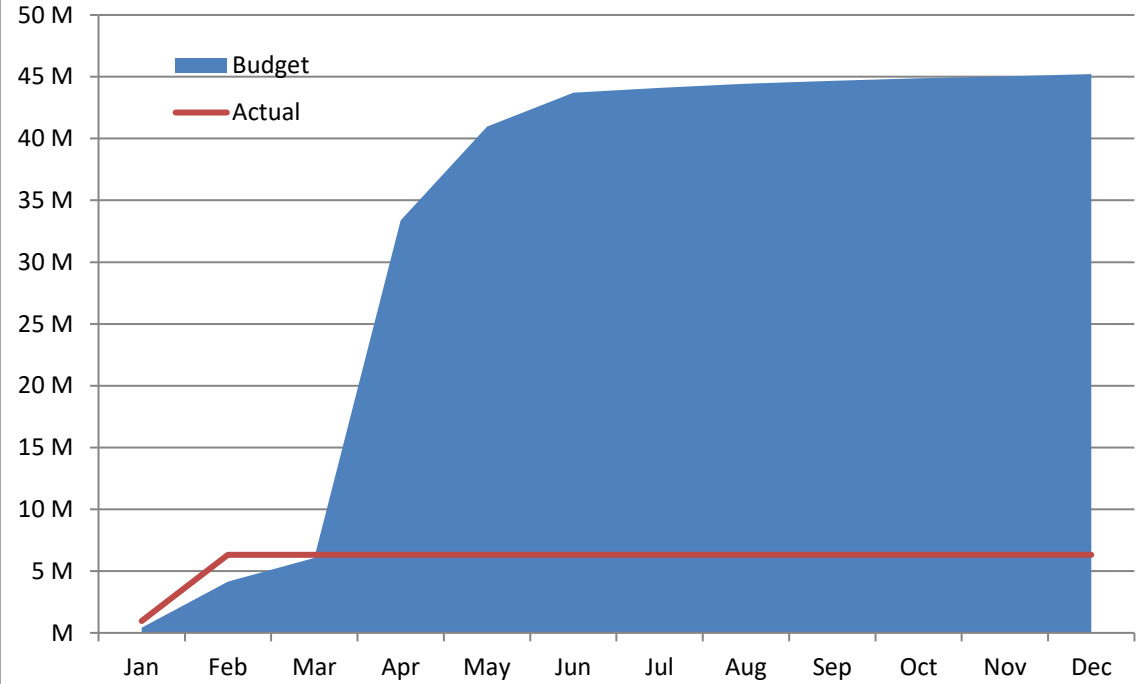


**High Plains Library District**  
**Net Income (Loss) Actual vs Budget**  
**For the Period Ended February 28, 2021**  
**16.7% of budget year elapsed**

Revenues	Year To Date Actual	Annual Budget	Variance	% of Actual to Annual Budget
Taxes	6,224,496	44,894,586	(38,670,090)	13.86%
Earnings on investments	11,266	190,000	(178,734)	5.93%
Fines & fees	2,825	60,000	(57,175)	4.71%
Grant	64,784	64,784	-	100.00%
Other	14,355	8,000	6,355	179.44%
<b>Total</b>	<b>6,317,726</b>	<b>45,217,370</b>	<b>(38,899,644)</b>	



# Accumulated Revenues



**High Plains Library District**  
**Net Income (Loss) Actual vs Budget**  
**For the Period Ended February 28, 2021**  
**16.7% of budget year elapsed**

Expenditures	Year To Date Actual	Annual Budget	Variance	% of Actual to Annual Budget
S & W / Benefits	1,611,305	12,978,971	11,367,666	12.41%
Operations	1,144,309	6,391,326	5,247,017	17.90%
Capital outlay	55,215	7,490,071	7,434,856	0.74%
Debt service	-	-	-	
Member tax distribution	1,150,162	10,288,265	9,138,103	11.18%
<b>Total</b>	<b>3,960,991</b>	<b>37,148,633</b>	<b>33,187,642</b>	<b>10.66%</b>

