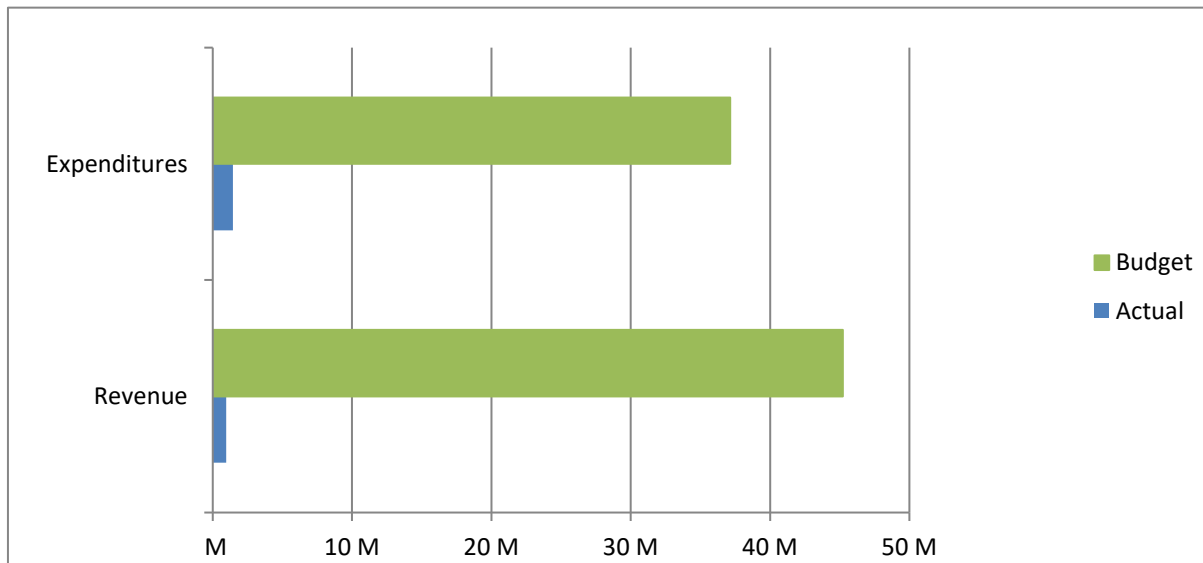


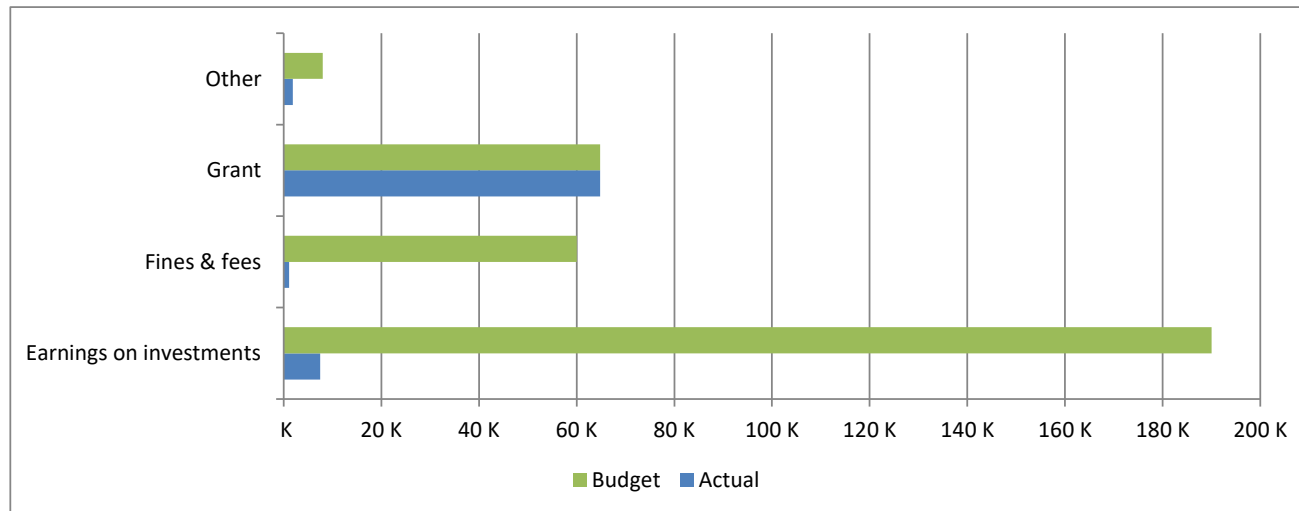
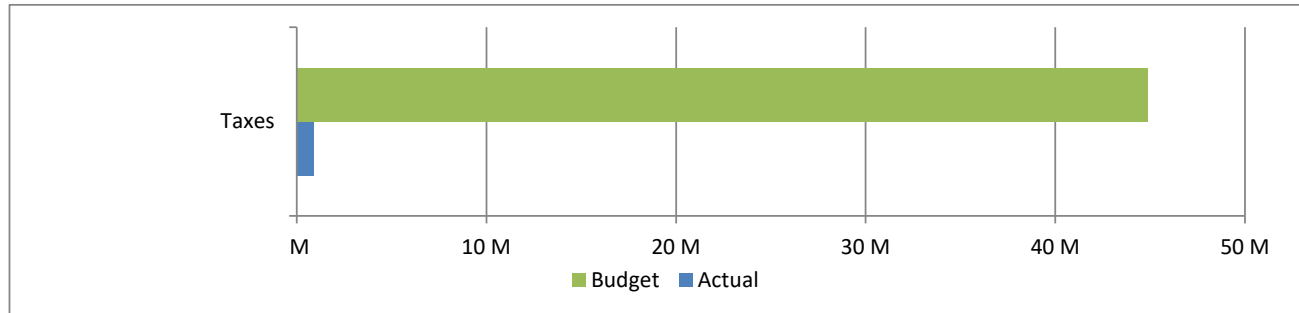
High Plains Library District
Net Income (Loss) Actual vs Budget
For the Period Ended January 31, 2021
8.3% of budget year elapsed

Income (Loss)	Year To Date Actual	Annual Budget	Variance	% of Actual to Annual Budget
Revenue	962,317	45,217,370	(44,255,053)	2.13%
Expenditures	1,454,117	37,148,633	35,694,516	3.91%
Total	(491,800)	8,068,737	(8,560,537)	

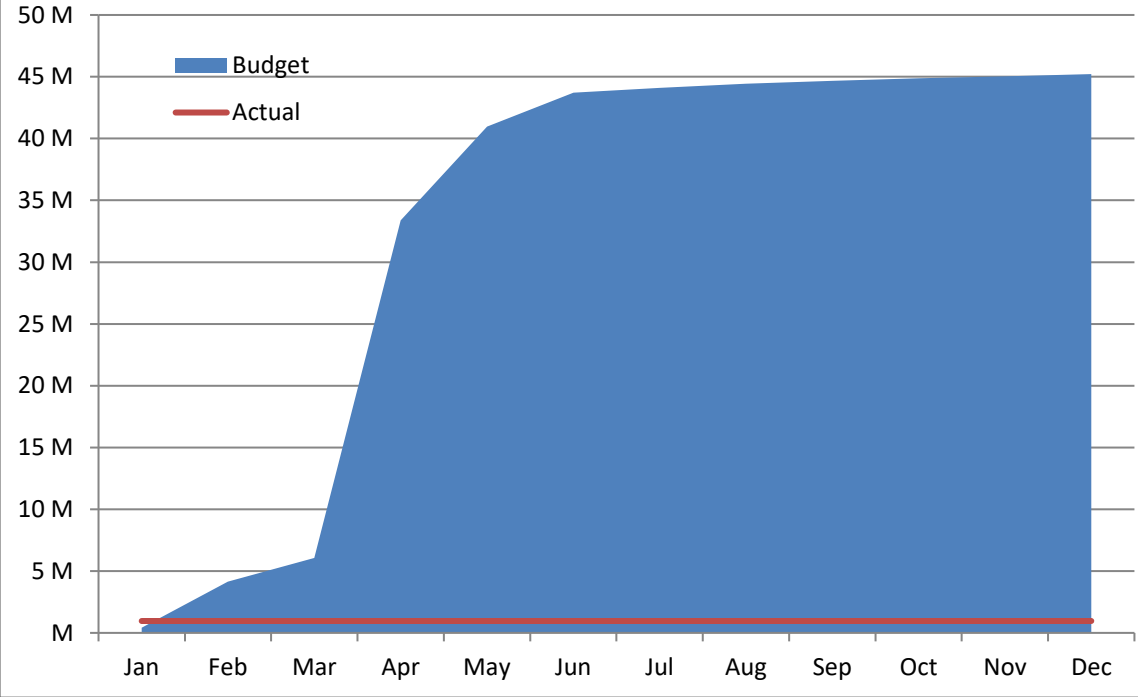


High Plains Library District
Net Income (Loss) Actual vs Budget
For the Period Ended January 31, 2021
8.3% of budget year elapsed

Revenues	Year To Date Actual	Annual Budget	Variance	% of Actual to Annual Budget
Taxes	887,052	44,894,586	(44,007,534)	1.98%
Earnings on investments	7,492	190,000	(182,508)	3.94%
Fines & fees	1,124	60,000	(58,876)	1.87%
Grant	64,784	64,784	-	100.00%
Other	1,865	8,000	(6,135)	23.31%
Total	962,317	45,217,370	(44,255,053)	



Accumulated Revenues



High Plains Library District
Net Income (Loss) Actual vs Budget
For the Period Ended January 31, 2021
8.3% of budget year elapsed

Expenditures	Year To Date Actual	Annual Budget	Variance	% of Actual to Annual Budget
S & W / Benefits	795,441	12,978,971	12,183,530	6.13%
Operations	619,657	6,391,326	5,771,669	9.70%
Capital outlay	1,154	7,490,071	7,488,917	0.02%
Debt service	-	-	-	
Member tax distribution	37,865	10,288,265	10,250,400	0.37%
Total	1,454,117	37,148,633	35,694,516	3.91%

