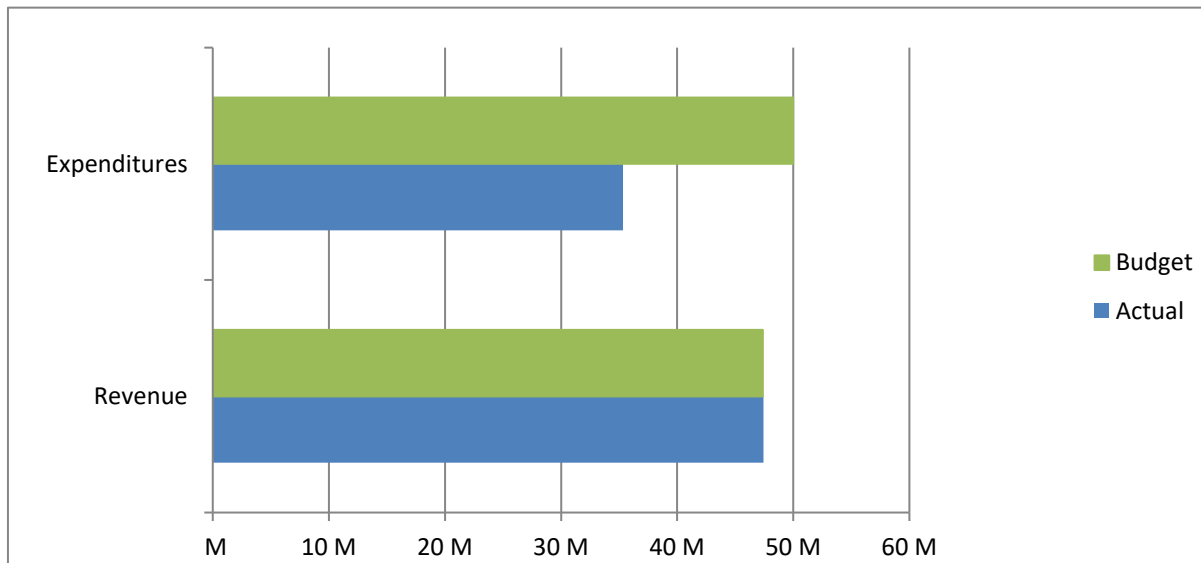


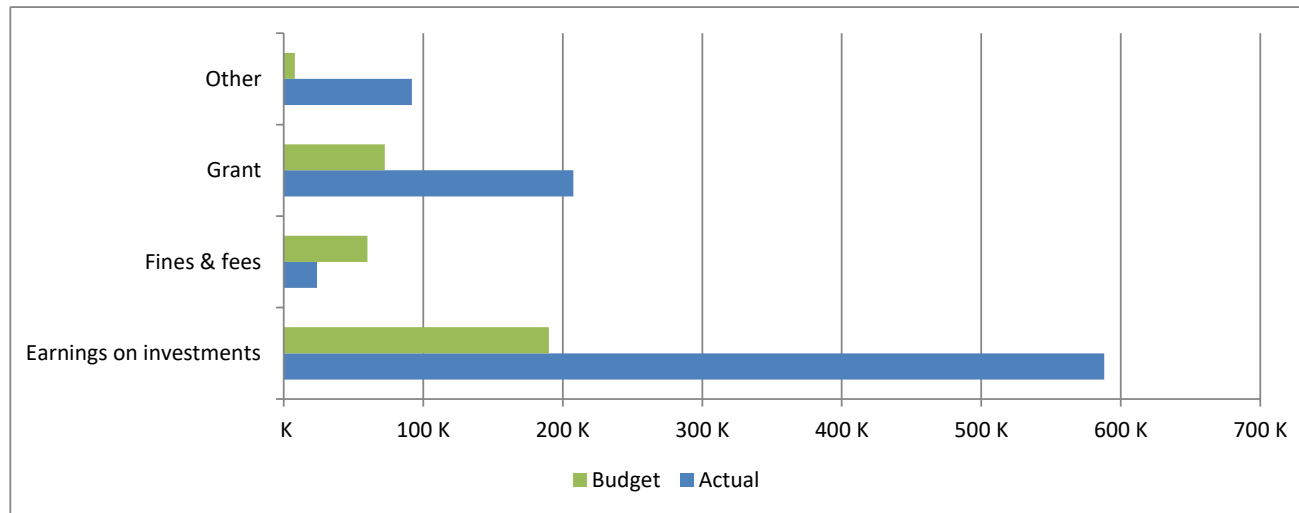
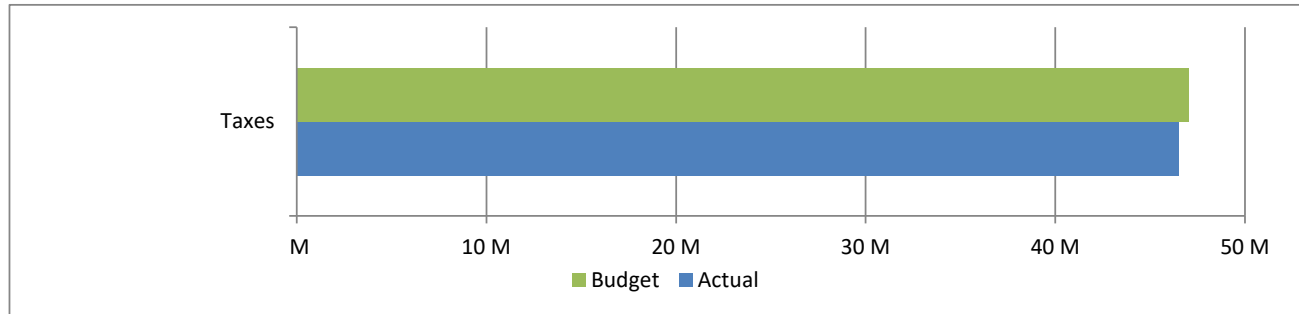
**High Plains Library District
 Net Income (Loss) Actual vs Budget
 For the Period Ended December 31, 2020
 100.0% of budget year elapsed**

Income (Loss)	Year To Date Actual	Annual Budget	Variance	% of Actual to Annual Budget
Revenue	47,441,748	47,374,441	67,307	100.14%
Expenditures	35,331,478	49,988,669	14,657,191	70.68%
Total	12,110,270	(2,614,228)	14,724,498	

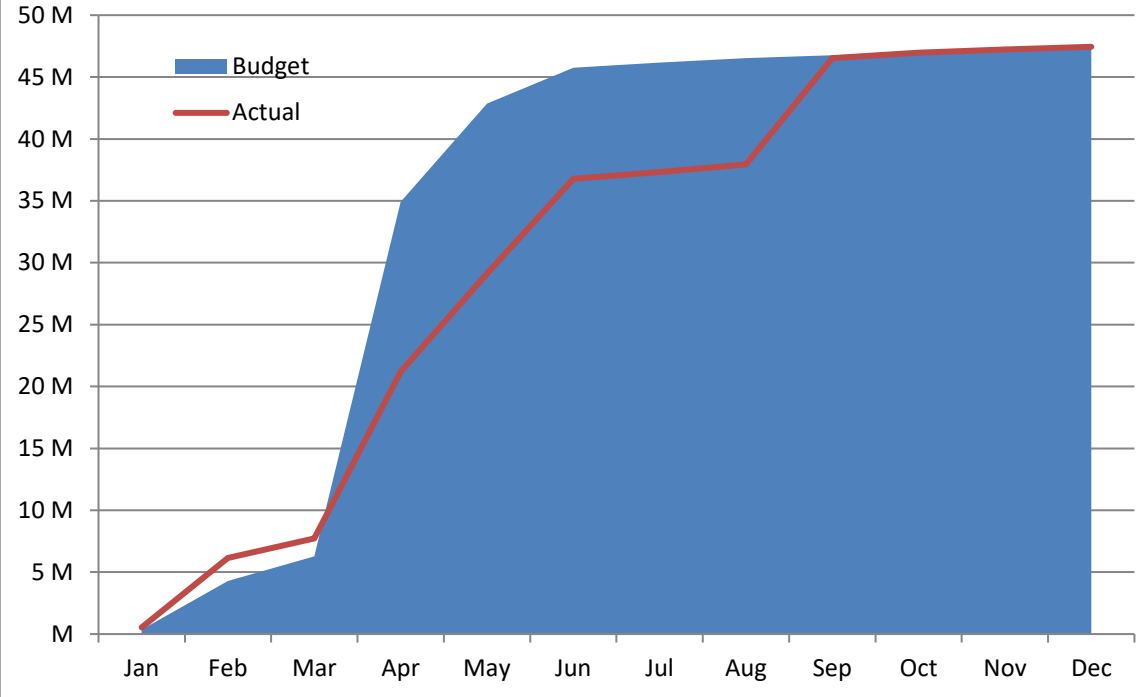


High Plains Library District
Net Income (Loss) Actual vs Budget
For the Period Ended December 31, 2020
100.0% of budget year elapsed

Revenues	Year To Date Actual	Annual Budget	Variance	% of Actual to Annual Budget
Taxes	46,530,311	47,043,922	(513,611)	98.91%
Earnings on investments	588,212	190,000	398,212	309.59%
Fines & fees	23,859	60,000	(36,141)	39.77%
Grant	207,579	72,519	135,060	286.24%
Other	91,787	8,000	83,787	1147.34%
Total	47,441,748	47,374,441	67,307	



Accumulated Revenues



High Plains Library District
Net Income (Loss) Actual vs Budget
For the Period Ended December 31, 2020
100.0% of budget year elapsed

Expenditures	Year To Date Actual	Annual Budget	Variance	% of Actual to Annual Budget
S & W / Benefits	10,694,411	12,888,443	2,194,032	82.98%
Operations	5,173,117	6,997,995	1,824,878	73.92%
Capital outlay	9,698,409	20,005,020	10,306,611	48.48%
Debt service	-	-	-	
Member tax distribution	9,765,541	10,097,211	331,670	96.72%
Total	35,331,478	49,988,669	14,657,191	70.68%

