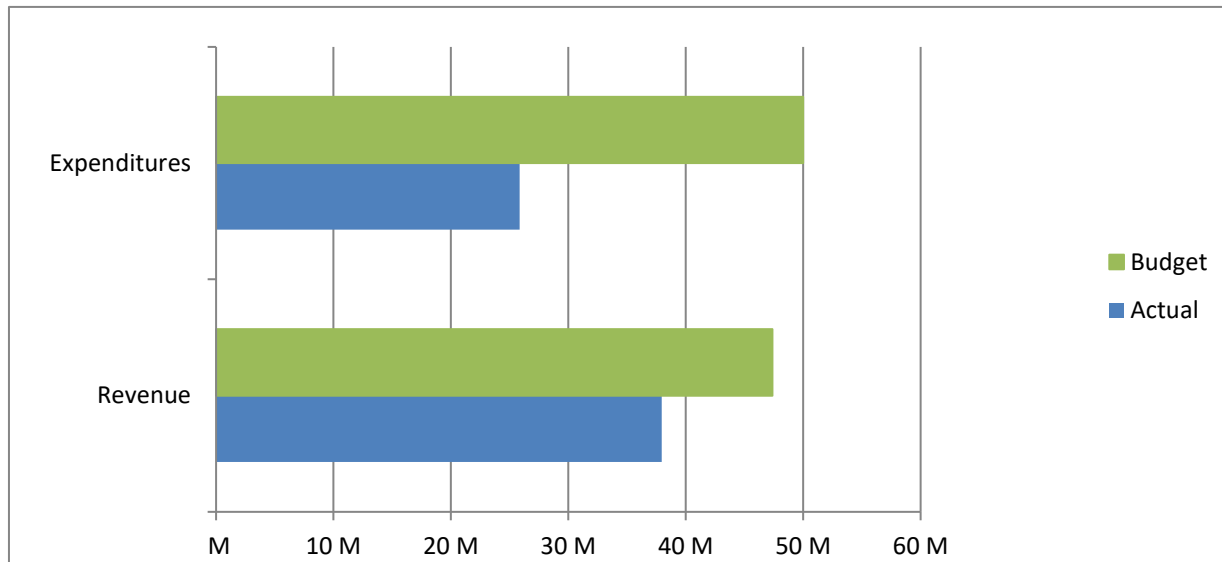


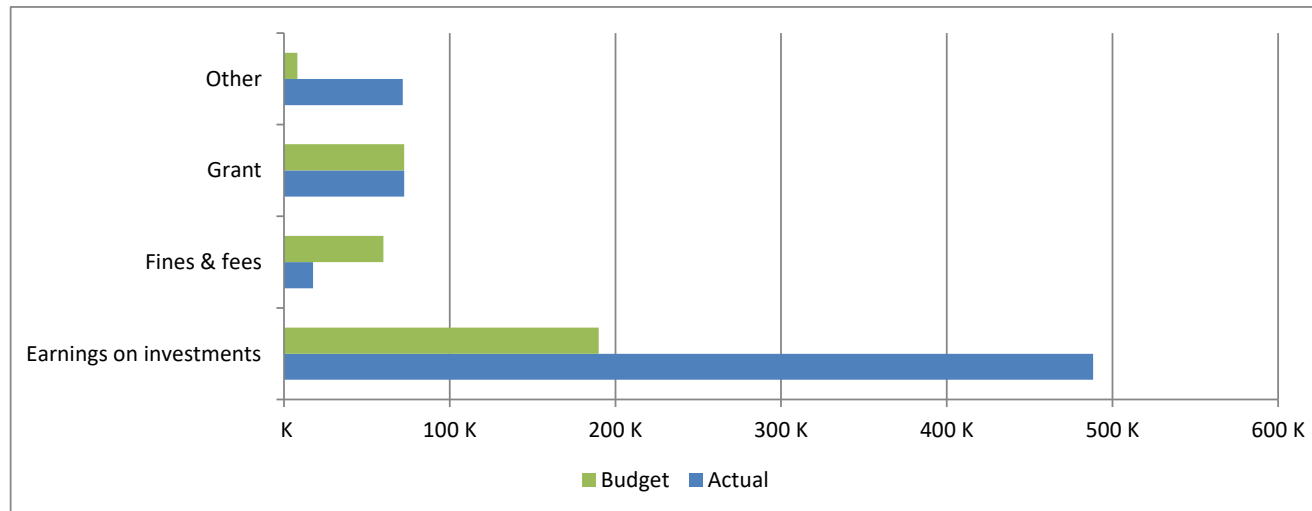
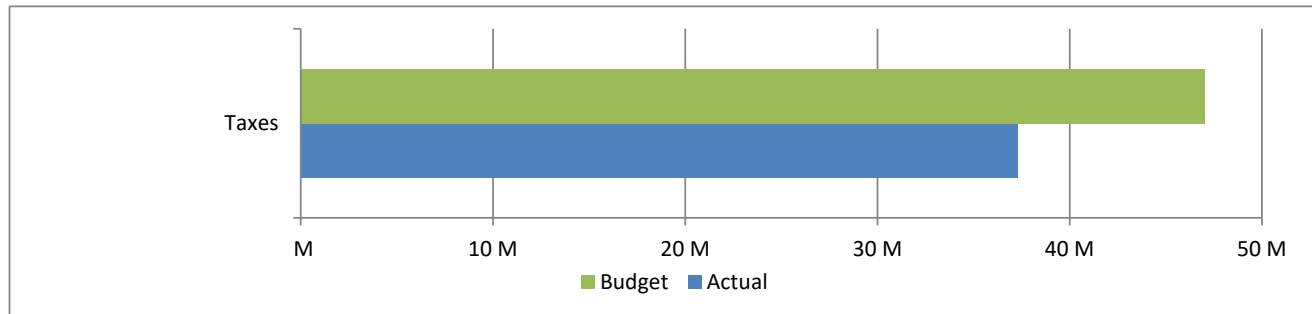
High Plains Library District
Net Income (Loss) Actual vs Budget
For the Period Ended August 31, 2020
66.7% of budget year elapsed

Income (Loss)	Year To Date Actual	Annual Budget	Variance	% of Actual to Annual Budget
Revenue	37,945,260	47,374,441	(9,429,181)	80.10%
Expenditures	25,838,382	49,988,669	24,150,287	51.69%
Total	12,106,878	(2,614,228)	14,721,106	

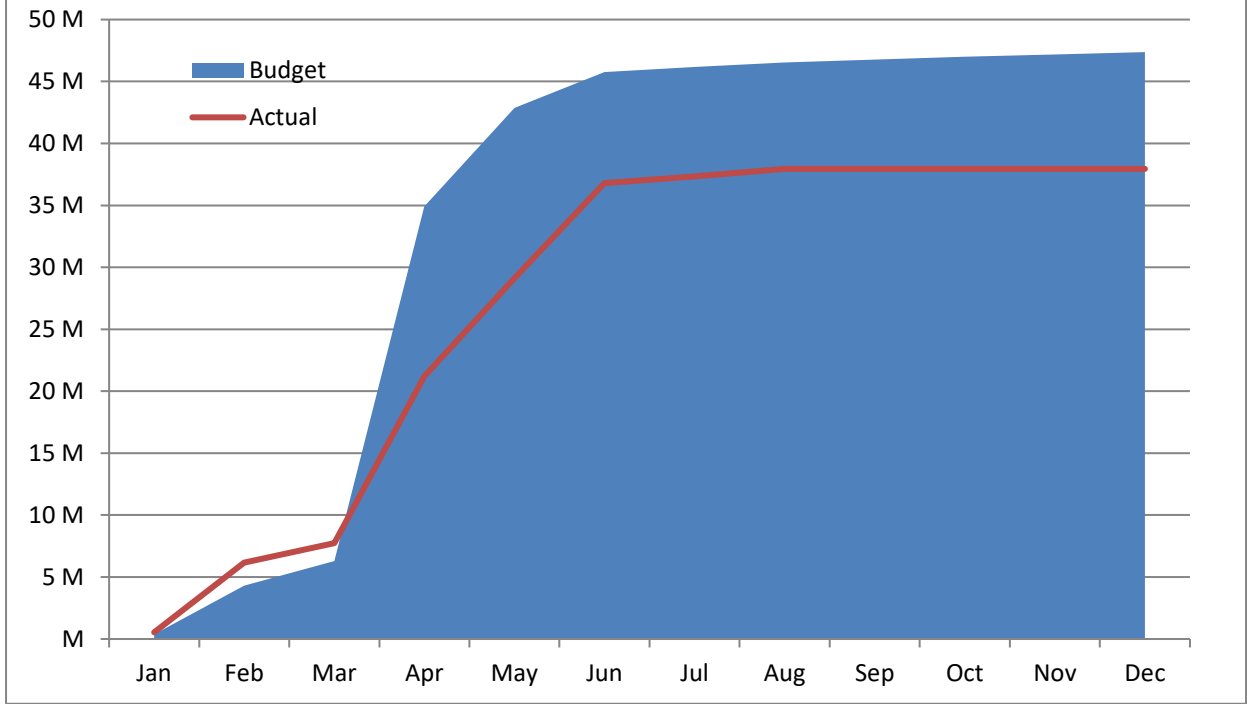


High Plains Library District
Net Income (Loss) Actual vs Budget
For the Period Ended August 31, 2020
66.7% of budget year elapsed

Revenues	Year To Date Actual	Annual Budget	Variance	% of Actual to Annual Budget
Taxes	37,295,171	47,043,922	(9,748,751)	79.28%
Earnings on investments	488,322	190,000	298,322	257.01%
Fines & fees	17,533	60,000	(42,467)	29.22%
Grant	72,519	72,519	-	100.00%
Other	71,715	8,000	63,715	896.44%
Total	37,945,260	47,374,441	(9,429,181)	



Accumulated Revenues



High Plains Library District
Net Income (Loss) Actual vs Budget
For the Period Ended August 31, 2020
66.7% of budget year elapsed

Expenditures	Year To Date Actual	Annual Budget	Variance	% of Actual to Annual Budget
S & W / Benefits	7,038,308	12,888,443	5,850,135	54.61%
Operations	3,536,659	6,997,995	3,461,336	50.54%
Capital outlay	7,504,399	20,005,020	12,500,621	37.51%
Debt service	-	-	-	
Member tax distribution	7,759,016	10,097,211	2,338,195	76.84%
Total	25,838,382	49,988,669	24,150,287	51.69%

