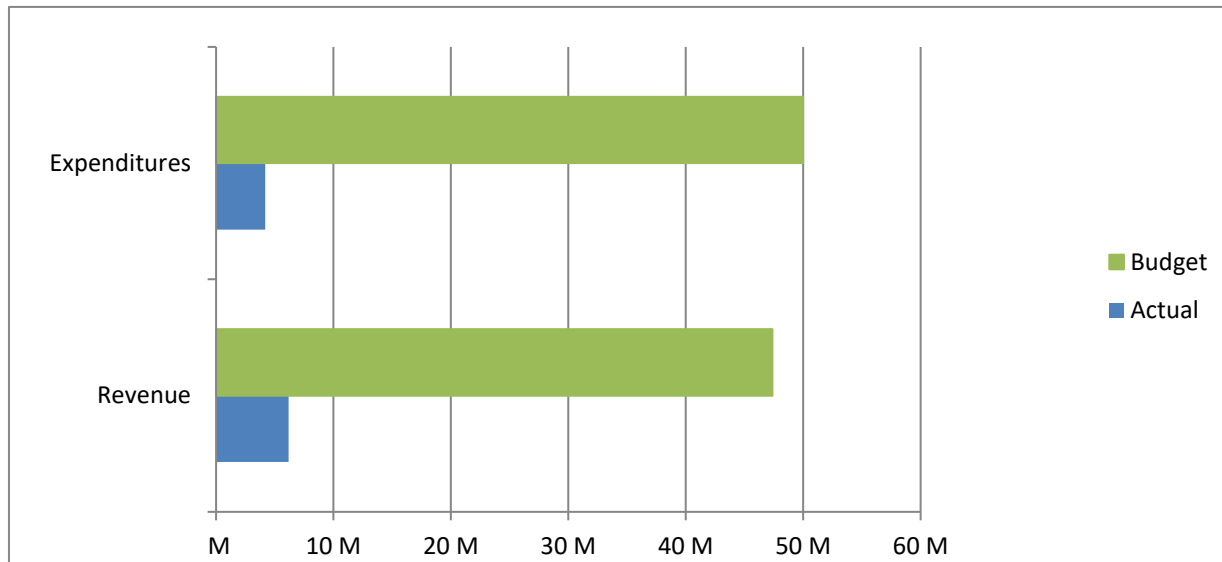


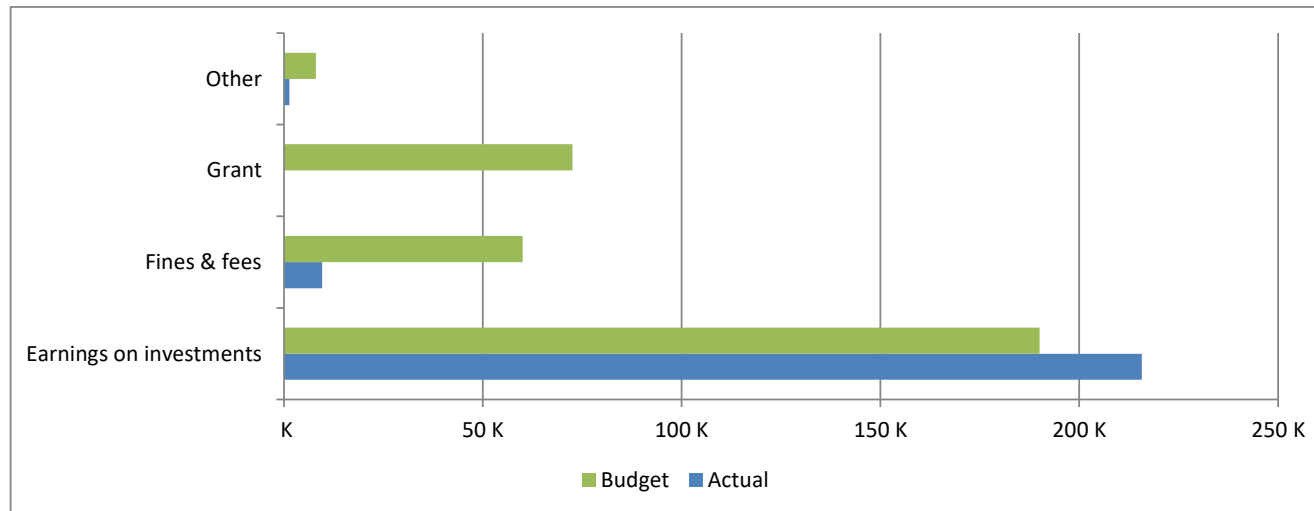
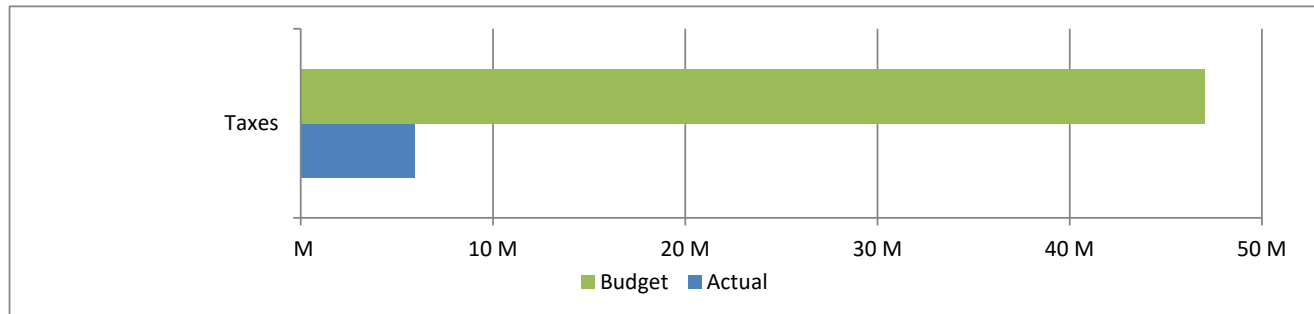
**High Plains Library District**  
**Net Income (Loss) Actual vs Budget**  
**For the Period Ended February 29, 2020**  
**16.7% of budget year elapsed**

Income (Loss)	Year To Date Actual	Annual Budget	Variance	% of Actual to Annual Budget
Revenue	6,160,888	47,374,441	(41,213,553)	13.00%
Expenditures	4,183,107	49,988,669	45,805,562	8.37%
Total	1,977,781	(2,614,228)	4,592,009	

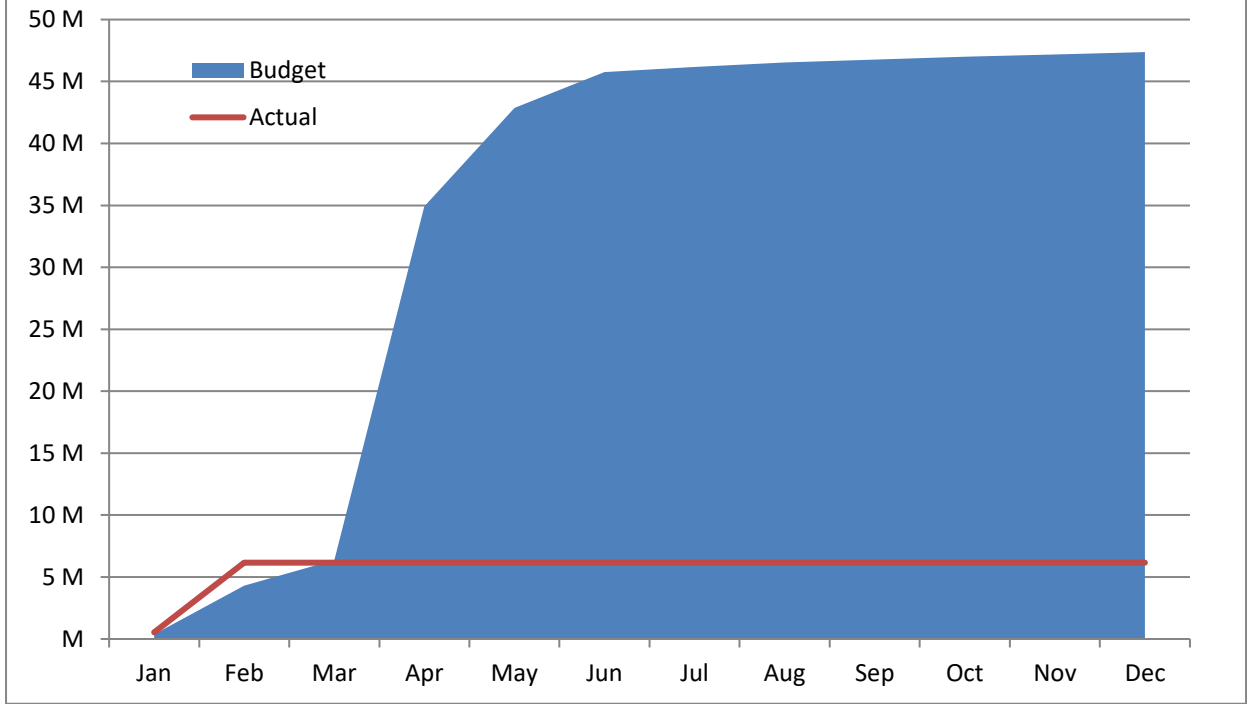


**High Plains Library District**  
**Net Income (Loss) Actual vs Budget**  
**For the Period Ended February 29, 2020**  
**16.7% of budget year elapsed**

Revenues	Year To Date Actual	Annual Budget	Variance	% of Actual to Annual Budget
Taxes	5,934,220	47,043,922	(41,109,702)	12.61%
Earnings on investments	215,717	190,000	25,717	113.54%
Fines & fees	9,603	60,000	(50,397)	16.01%
Grant	-	72,519	(72,519)	0.00%
Other	1,348	8,000	(6,652)	16.85%
<b>Total</b>	<b>6,160,888</b>	<b>47,374,441</b>	<b>(41,213,553)</b>	



## Accumulated Revenues



**High Plains Library District**  
**Net Income (Loss) Actual vs Budget**  
**For the Period Ended February 29, 2020**  
**16.7% of budget year elapsed**

Expenditures	Year To Date Actual	Annual Budget	Variance	% of Actual to Annual Budget
S & W / Benefits	1,819,819	12,888,443	11,068,624	14.12%
Operations	1,094,873	6,997,995	5,903,122	15.65%
Capital outlay	91,873	20,005,020	19,913,147	0.46%
Debt service	-	-	-	
Member tax distribution	1,176,542	10,097,211	8,920,669	11.65%
<b>Total</b>	<b>4,183,107</b>	<b>49,988,669</b>	<b>45,805,562</b>	<b>8.37%</b>

