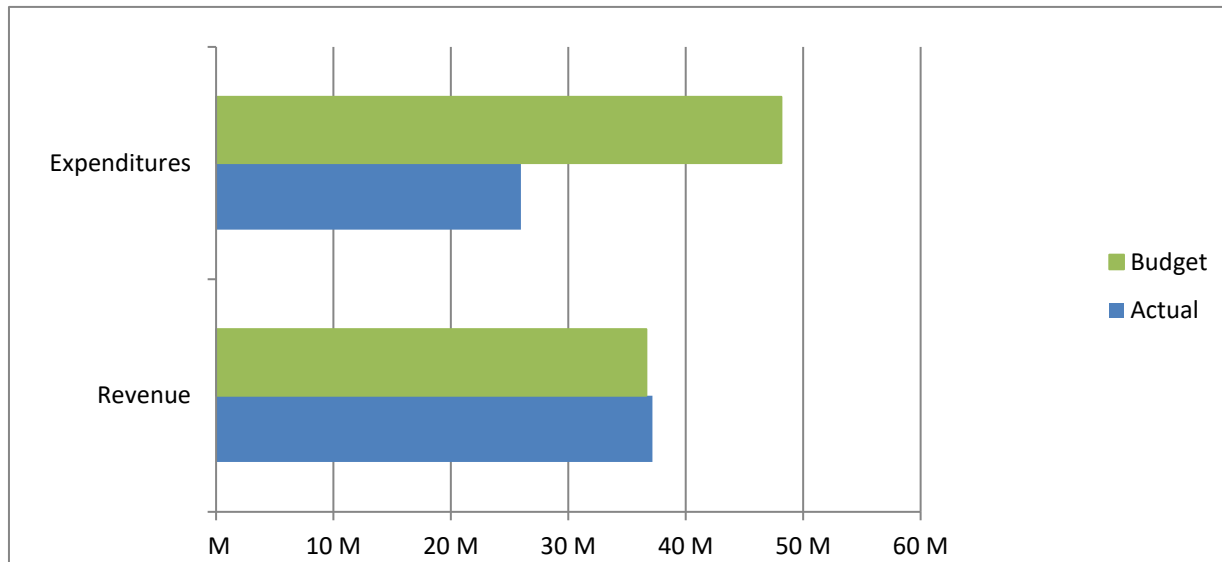


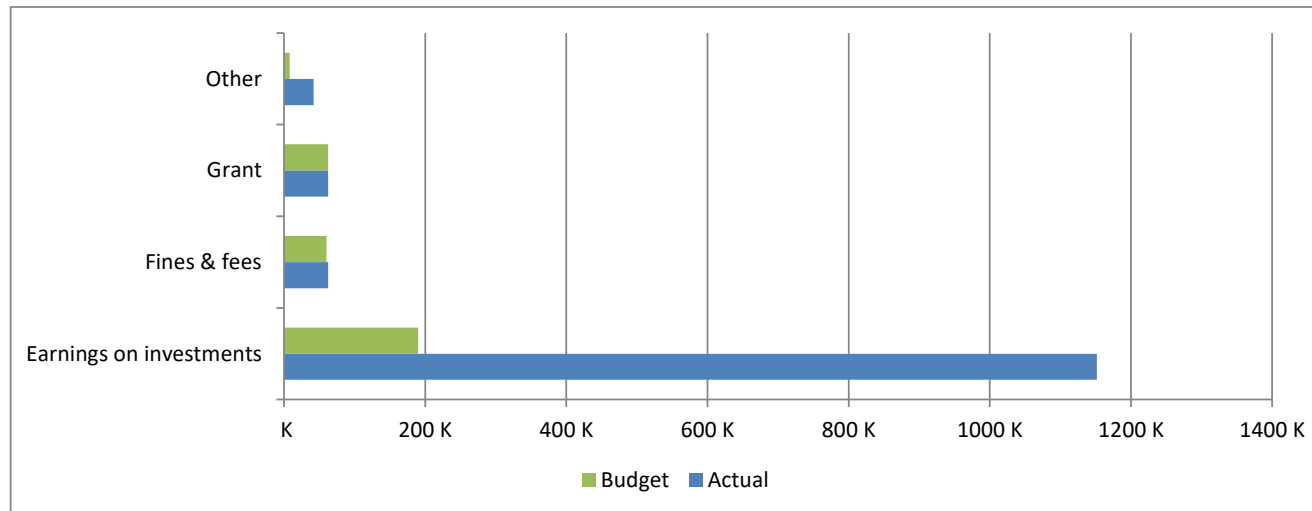
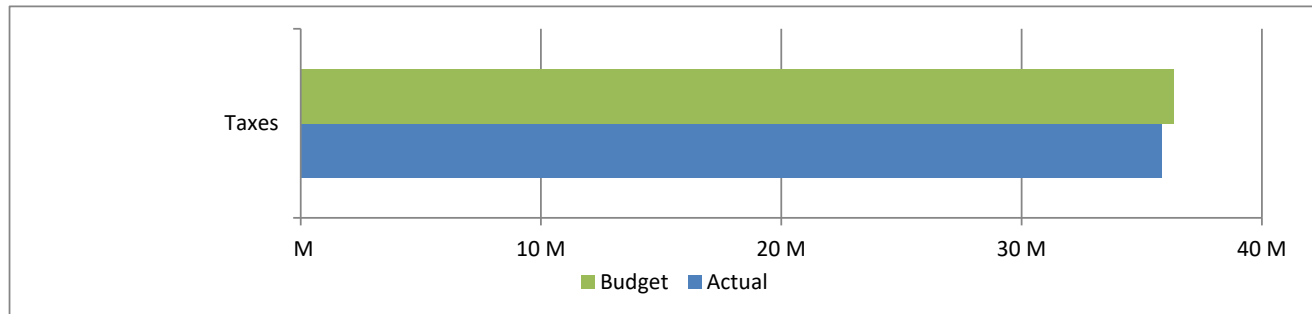
High Plains Library District
Net Income (Loss) Actual vs Budget
For the Period Ended December 31, 2019
100.0% of budget year elapsed

Income (Loss)	Year To Date Actual	Annual Budget	Variance	% of Actual to Annual Budget
Revenue	37,155,766	36,650,181	505,585	101.38%
Expenditures	25,960,464	48,128,918	22,168,454	53.94%
Total	11,195,302	(11,478,737)	22,674,039	

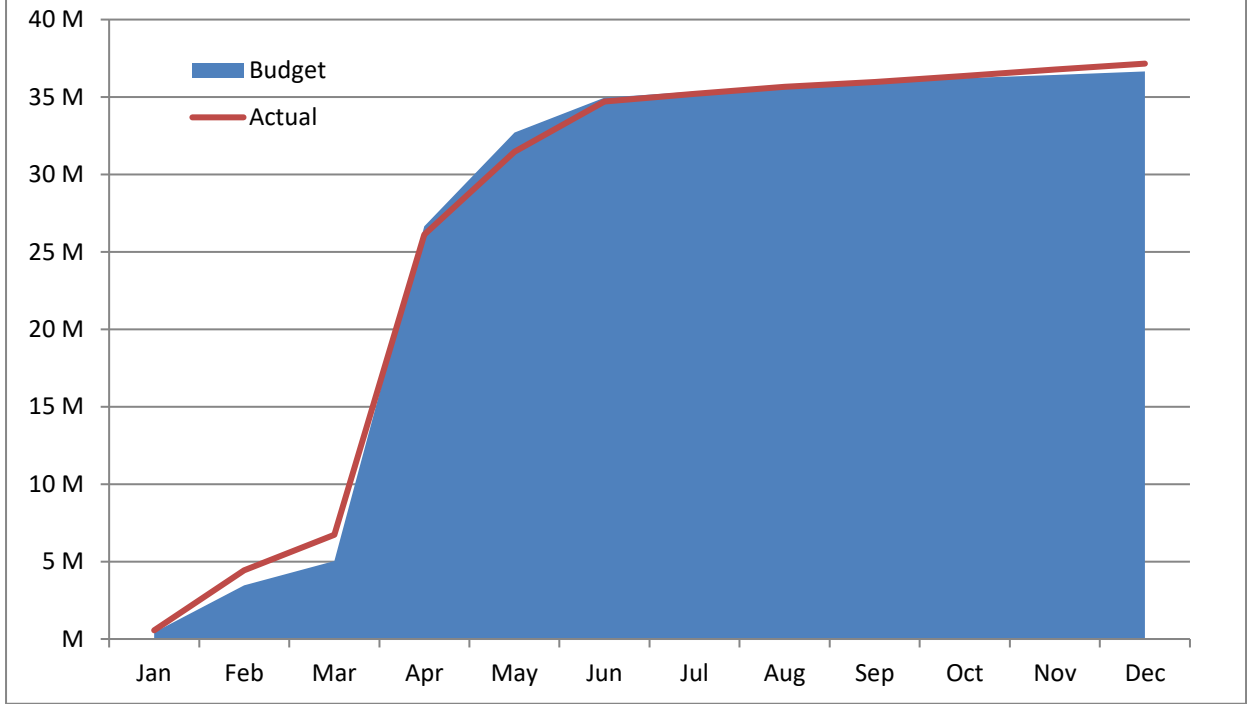


High Plains Library District
Net Income (Loss) Actual vs Budget
For the Period Ended December 31, 2019
100.0% of budget year elapsed

Revenues	Year To Date Actual	Annual Budget	Variance	% of Actual to Annual Budget
Taxes	35,836,856	36,329,590	(492,734)	98.64%
Earnings on investments	1,151,723	190,000	961,723	606.17%
Fines & fees	62,673	60,000	2,673	104.46%
Grant	62,591	62,591	-	100.00%
Other	41,923	8,000	33,923	524.04%
Total	37,155,766	36,650,181	505,585	



Accumulated Revenues



High Plains Library District
Net Income (Loss) Actual vs Budget
For the Period Ended December 31, 2019
100.0% of budget year elapsed

Expenditures	Year To Date Actual	Annual Budget	Variance	% of Actual to Annual Budget
S & W / Benefits	10,210,620	11,829,189	1,618,569	86.32%
Operations	5,453,246	6,224,004	770,758	87.62%
Capital outlay	2,459,445	22,269,100	19,809,655	11.04%
Debt service	123,541	165,000	41,459	74.87%
Member tax distribution	7,713,612	7,641,625	(71,987)	100.94%
Total	25,960,464	48,128,918	22,168,454	53.94%

