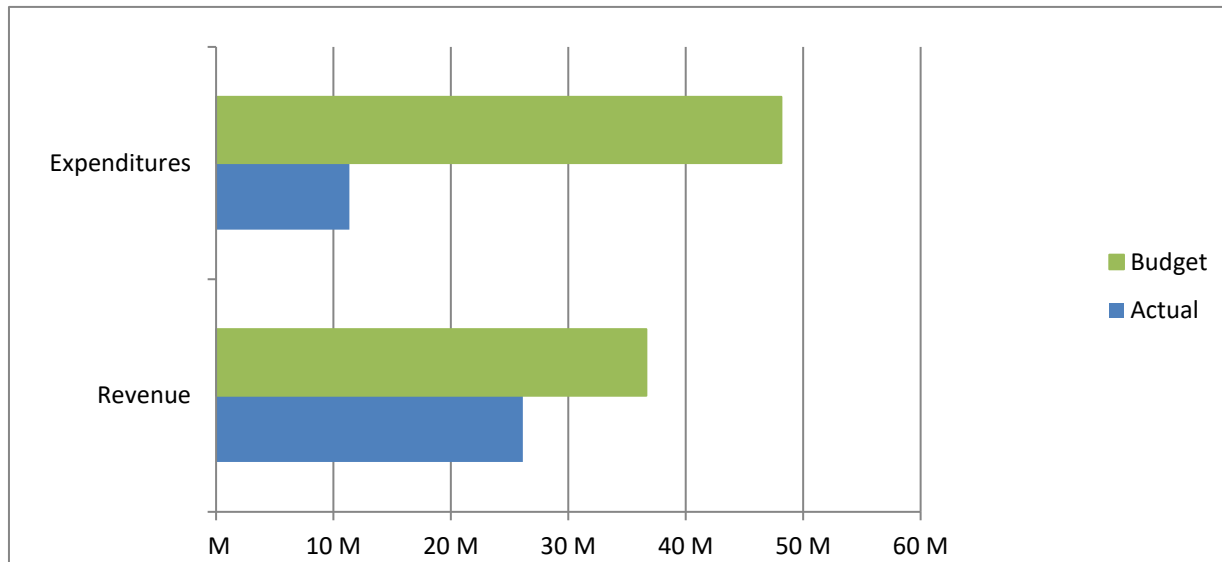


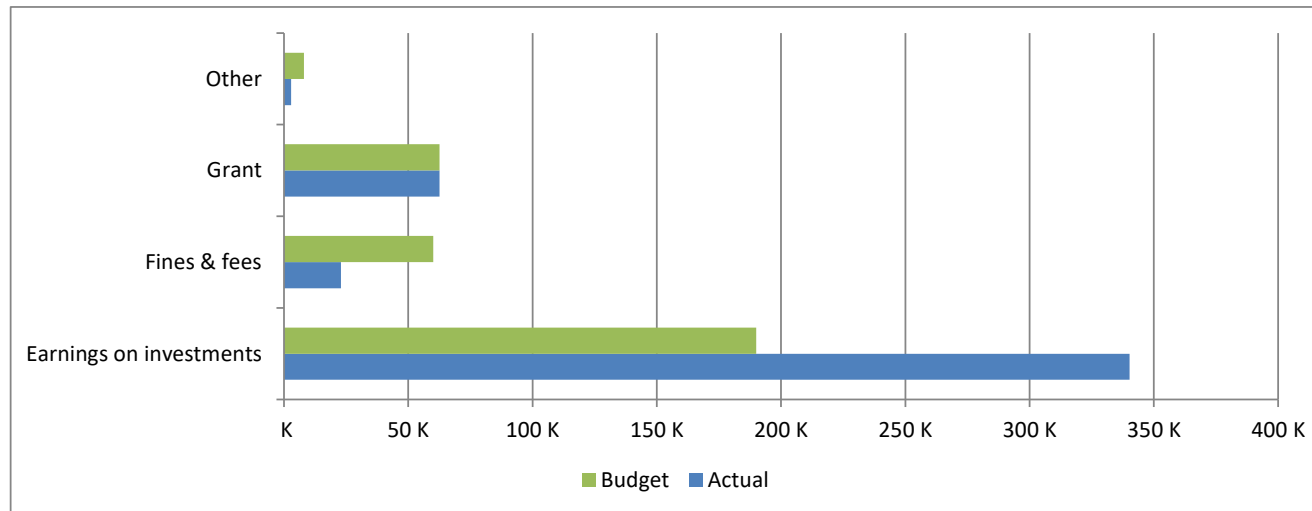
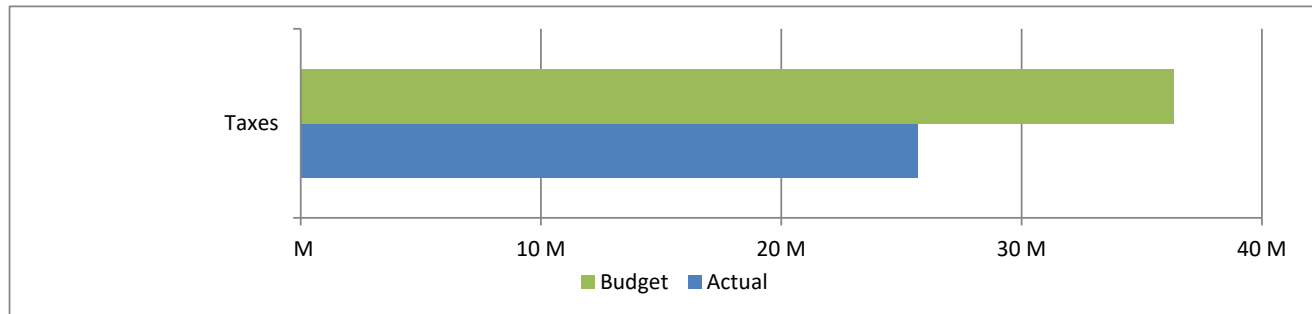
High Plains Library District
Net Income (Loss) Actual vs Budget
For the Period Ended April 30, 2019
33.3% of budget year elapsed

Income (Loss)	Year To Date Actual	Annual Budget	Variance	% of Actual to Annual Budget
Revenue	26,117,506	36,650,181	(10,532,675)	71.26%
Expenditures	11,360,308	48,128,918	36,768,610	23.60%
Total	14,757,198	(11,478,737)	26,235,935	

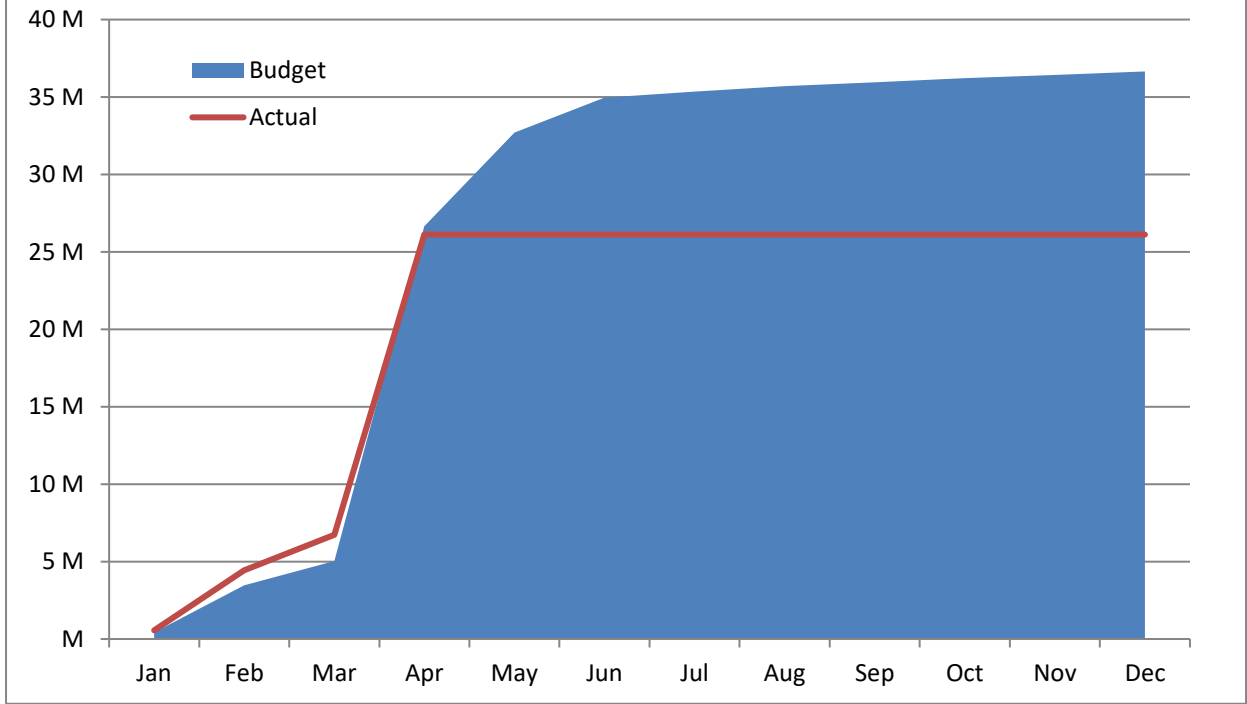


High Plains Library District
Net Income (Loss) Actual vs Budget
For the Period Ended April 30, 2019
33.3% of budget year elapsed

Revenues	Year To Date Actual	Annual Budget	Variance	% of Actual to Annual Budget
Taxes	25,688,824	36,329,590	(10,640,766)	70.71%
Earnings on investments	340,277	190,000	150,277	179.09%
Fines & fees	22,901	60,000	(37,099)	38.17%
Grant	62,591	62,591	-	100.00%
Other	2,913	8,000	(5,087)	36.41%
Total	26,117,506	36,650,181	(10,532,675)	



Accumulated Revenues



High Plains Library District
Net Income (Loss) Actual vs Budget
For the Period Ended April 30, 2019
33.3% of budget year elapsed

Expenditures	Year To Date Actual	Annual Budget	Variance	% of Actual to Annual Budget
S & W / Benefits	3,224,348	11,829,189	8,604,841	27.26%
Operations	2,039,209	6,224,004	4,184,795	32.76%
Capital outlay	358,527	22,269,100	21,910,573	1.61%
Debt service		165,000	165,000	0.00%
Member tax distribution	5,738,224	7,641,625	1,903,401	75.09%
Total	11,360,308	48,128,918	36,768,610	23.60%

