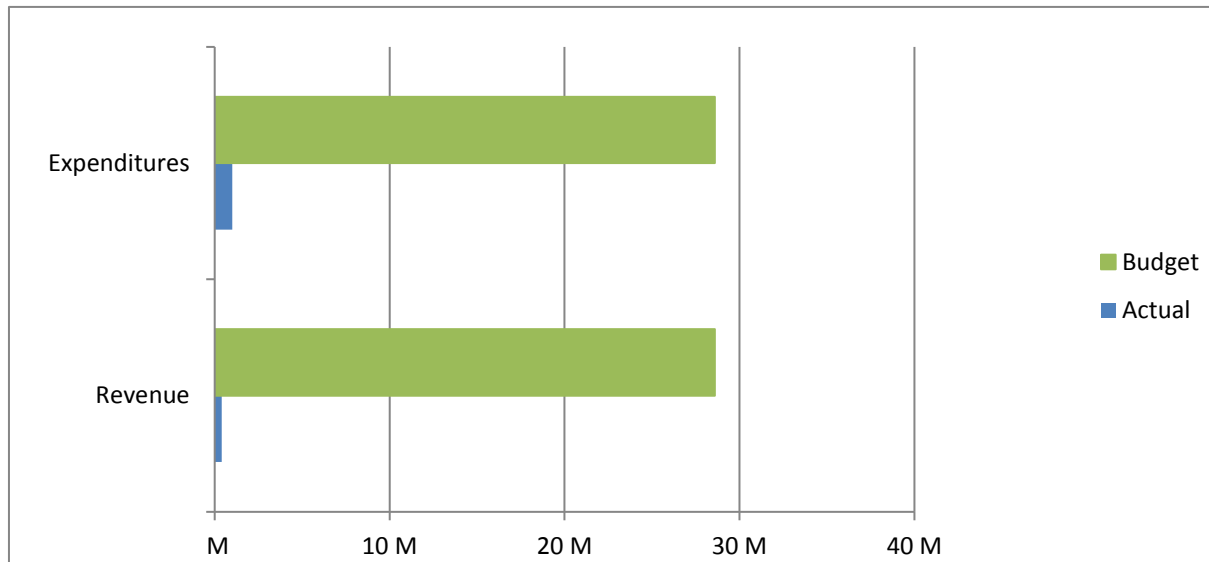


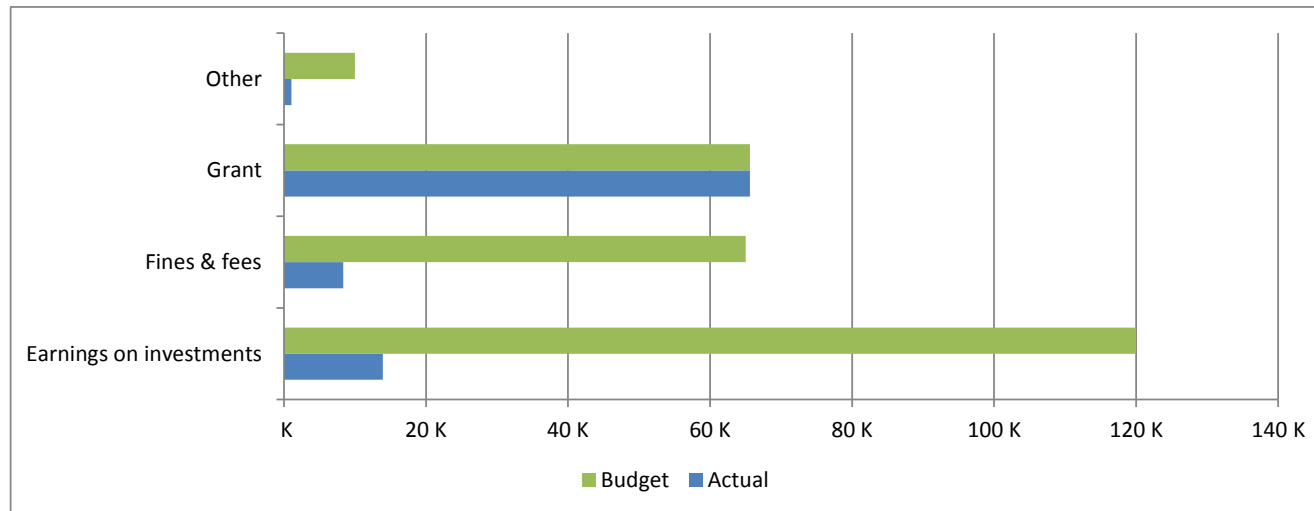
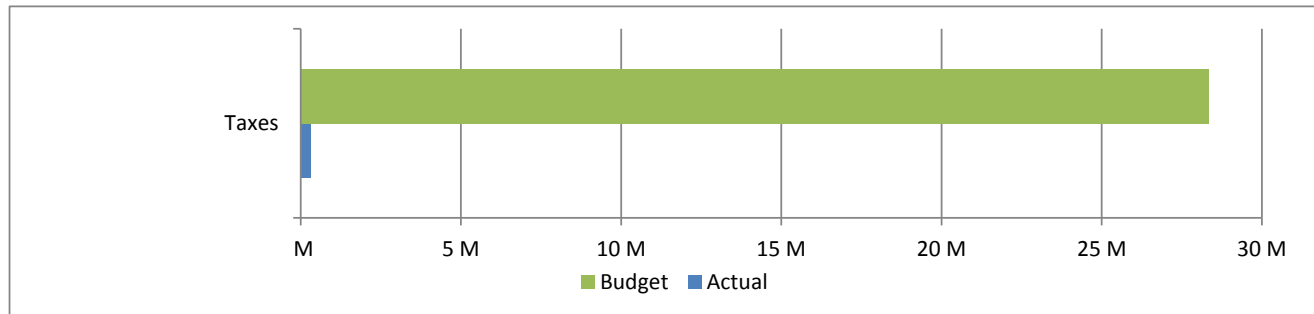
High Plains Library District
Net Income (Loss) Actual vs Budget
For the Period Ended January 31, 2017
8.3% of budget year elapsed

Income (Loss)	Year To Date Actual	Annual Budget	Variance	% of Actual to Annual Budget
Revenue	398,101	28,591,000	(28,192,899)	1.39%
Expenditures	996,813	28,591,000	27,594,187	3.49%
Total	(598,712)	-	(598,712)	

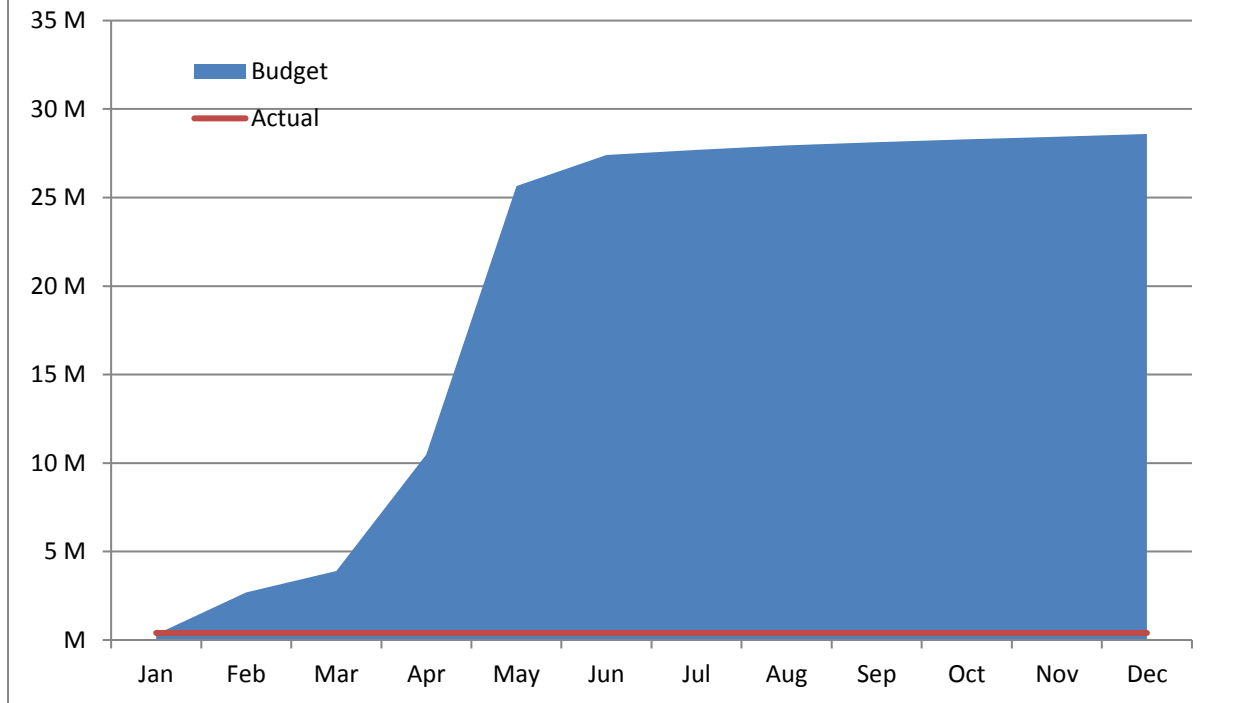


High Plains Library District
Revenues Actual vs Budget
For the Period Ended January 31, 2017
8.3% of budget year elapsed

Revenues	Year To Date Actual	Annual Budget	Variance	% of Actual to Annual Budget
Taxes	309,216	28,330,379	(28,021,163)	1.09%
Earnings on investments	13,901	120,000	(106,099)	11.58%
Fines & fees	8,323	65,000	(56,677)	12.80%
Grant	65,621	65,621	-	100.00%
Other	1,040	10,000	(8,960)	10.40%
Total	398,101	28,591,000	(28,192,899)	



Accumulated Revenues



High Plains Library District
Expenditures Actual vs Budget
For the Period Ended January 31, 2017
8.3% of budget year elapsed

Expenditures	Year To Date Actual	Annual Budget	Variance	% of Actual to Annual Budget
S & W / Benefits	713,354	9,902,332	9,188,978	7.20%
Operations	244,459	5,361,536	5,117,077	4.56%
Capital outlay				
Lincoln Park	-	5,000,000	5,000,000	0.00%
Kersey Library	-	400,000	400,000	0.00%
Other	294	582,366	582,072	0.05%
Debt service	-	1,117,525	1,117,525	0.00%
Member tax distribution	38,706	6,227,241	6,188,535	0.62%
Total	996,813	28,591,000	27,594,187	3.49%

