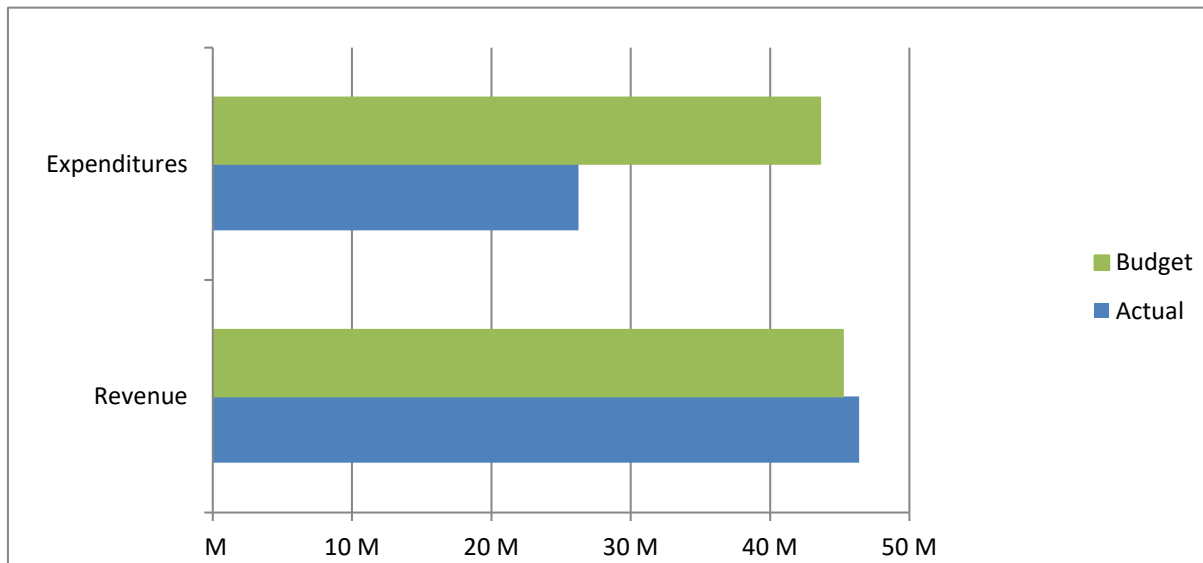


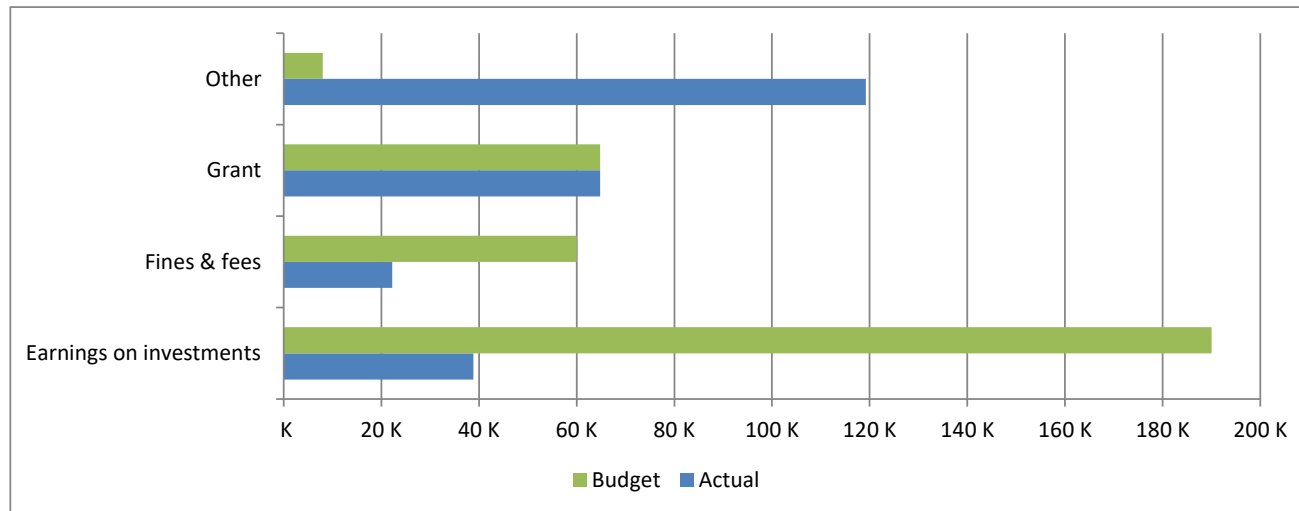
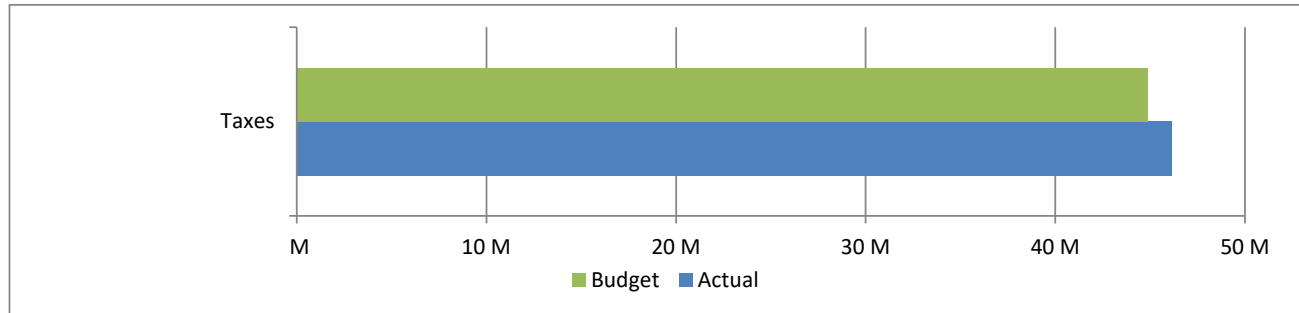
**High Plains Library District
 Net Income (Loss) Actual vs Budget
 For the Period Ended October 31, 2021
 83.3% of budget year elapsed**

Income (Loss)	Year To Date Actual	Annual Budget	Variance	% of Actual to Annual Budget
Revenue	46,390,775	45,217,370	1,173,405	102.60%
Expenditures	26,243,663	43,582,833	17,339,170	60.22%
Total	20,147,112	1,634,537	18,512,575	

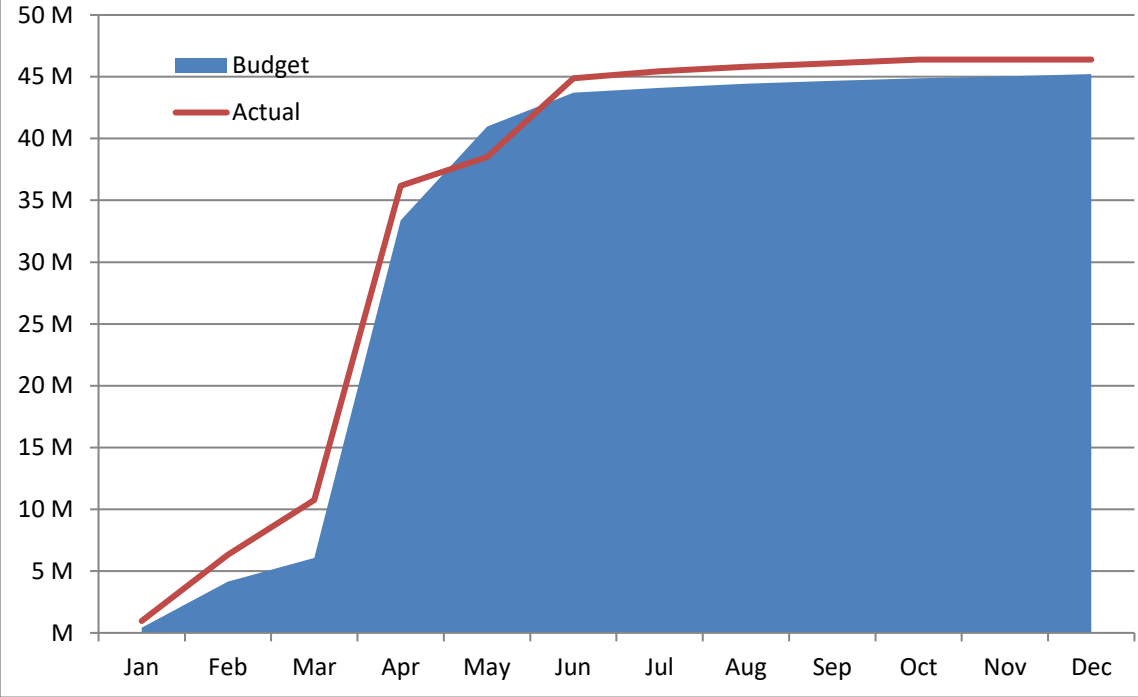


High Plains Library District
Net Income (Loss) Actual vs Budget
For the Period Ended October 31, 2021
83.3% of budget year elapsed

Revenues	Year To Date Actual	Annual Budget	Variance	% of Actual to Annual Budget
Taxes	46,145,725	44,894,586	1,251,139	102.79%
Earnings on investments	38,834	190,000	(151,166)	20.44%
Fines & fees	22,227	60,000	(37,773)	37.05%
Grant	64,784	64,784	-	100.00%
Other	119,205	8,000	111,205	1490.06%
Total	46,390,775	45,217,370	1,173,405	102.60%



Accumulated Revenues



High Plains Library District
Net Income (Loss) Actual vs Budget
For the Period Ended October 31, 2021
83.3% of budget year elapsed

Expenditures	Year To Date Actual	Annual Budget	Variance	% of Actual to Annual Budget
S & W / Benefits	8,722,634	12,978,971	4,256,337	67.21%
Operations	4,840,357	6,425,526	1,585,169	75.33%
Capital outlay	2,450,595	13,890,071	11,439,476	17.64%
Debt service	-	-	-	
Member tax distribution	10,230,077	10,288,265	58,188	99.43%
Total	26,243,663	43,582,833	17,339,170	60.22%

